

**UNITED STATES
SECURITIES AND EXCHANGE COMMISSION**
Washington, D.C. 20549

FORM S-1
REGISTRATION STATEMENT
UNDER
THE SECURITIES ACT OF 1933

ProFrac Holding Corp.
(Exact name of registrant as specified in its charter)

Delaware
(State or other jurisdiction of
incorporation or organization)

1389
(Primary Standard Industrial
Classification Code Number)

87-2424964
(I.R.S. Employer
Identification Number)

333 Shops Boulevard, Suite 301
Willow Park, Texas 76087
(254) 776-3722

(Address, including zip code, and telephone number, including area code, of registrant's principal executive offices)

Lance Turner
Chief Financial Officer
333 Shops Boulevard, Suite 301
Willow Park, Texas 76087
(254) 776-3722

(Name, address, including zip code, and telephone number, including area code, of agent for service)

Copies to:

Michael S. Telle
Scott D. Rubinsky
Vinson & Elkins L.L.P.
845 Texas Avenue, Suite 4700
Houston, TX 77002
(713) 758-2222

Approximate date of commencement of proposed sale to the public: As soon as practicable after the effective date of this Registration Statement.

If any of the securities being registered on this form are to be offered on a delayed or continuous basis pursuant to Rule 415 under the Securities Act of 1933, check the following box.

If this Form is filed to register additional securities for an offering pursuant to Rule 462(b) under the Securities Act, check the following box and list the Securities Act registration statement number of the earlier effective registration statement for the same offering.

If this Form is a post-effective amendment filed pursuant to Rule 462(c) under the Securities Act, check the following box and list the Securities Act registration statement number of the earlier effective registration statement for the same offering.

If this Form is a post-effective amendment filed pursuant to Rule 462(d) under the Securities Act, check the following box and list the Securities Act registration statement number of the earlier effective registration statement for the same offering.

Indicate by check mark whether the registrant is a large accelerated filer, an accelerated filer, a non-accelerated filer, a smaller reporting company or an emerging growth company. See the definitions of "large accelerated filer," "accelerated filer," "smaller reporting company" and "emerging growth company" in Rule 12b-2 of the Exchange Act.

Large accelerated filer	<input type="checkbox"/>	Accelerated filer	<input type="checkbox"/>
Non-accelerated filer	<input checked="" type="checkbox"/>	Smaller reporting company	<input type="checkbox"/>
		Emerging growth company	<input checked="" type="checkbox"/>

If an emerging growth company, indicate by check mark if the registrant has elected not to use the extended transition period for complying with any new or revised financial accounting standards provided pursuant to Section 7(a)(2)(B) of the Securities Act.

The Registrant hereby amends this Registration Statement on such date or dates as may be necessary to delay its effective date until the Registrant shall file a further amendment which specifically states that this Registration Statement shall thereafter become effective in accordance with Section 8(a) of the Securities Act of 1933, as amended, or until this Registration Statement shall become effective on such date as the Securities and Exchange Commission, acting pursuant to said Section 8(a), may determine.

The information in this preliminary prospectus is not complete and may be changed. The securities described herein may not be sold until the registration statement filed with the Securities and Exchange Commission is effective. This preliminary prospectus is not an offer to sell nor does it seek an offer to buy the securities described herein in any jurisdiction where the offer or sale is not permitted.

Subject to completion, dated _____, 2022

Prospectus

1,545,575 shares



ProFrac Holding Corp.

Class A common stock

The selling stockholders identified in this prospectus (the "Selling Stockholders") are offering 1,545,575 shares of Class A common stock of ProFrac Holding Corp., a Delaware corporation.

The Selling Stockholders may offer, sell or distribute all or a portion of the Class A common stock hereby registered publicly or through private transactions at prevailing market prices or at negotiated prices. We will not receive any of the proceeds from such sales of the shares of our Class A common stock by the Selling Stockholders. We will bear all costs, expenses and fees in connection with the registration of these securities, including with regard to compliance with state securities or "blue sky" laws. The Selling Stockholders will bear all commissions and discounts, if any, attributable to their sale of shares of our Class A common stock. See "Plan of Distribution."

Our Class A common stock is listed on the Nasdaq Global Select Market ("Nasdaq") under the symbol "PFHC." The last reported sales price of our Class A common stock on the Nasdaq Global Select Market on August 1, 2022 was \$17.96 per share.

We are an "emerging growth company" as that term is used in the Jumpstart Our Business Startups Act of 2012, or JOBS Act, and as such, we have elected to take advantage of certain reduced public company reporting requirements for this prospectus and future filings. See "Risk Factors" and "Summary—Emerging Growth Company."

Investing in our Class A common stock involves risks. See "[Risk Factors](#)" beginning on page 36 to read about factors you should consider before buying shares of our Class A common stock.

Neither the Securities and Exchange Commission nor any state securities commission has approved or disapproved of these securities or determined if this prospectus is truthful or complete. Any representation to the contrary is a criminal offense.

The date of this prospectus is _____, 2022.



1

2

1. In-house manufactured Tier IV DGB pumping unit
2. New electric-powered pumping unit rendering



Mission:

We equip our customers with industry-leading solutions for harnessing critical natural resources. We continually innovate our equipment and services to be more efficient, sustainable, and cost-effective.

Vision:

Our vision is a world where affordable and reliable energy, and the opportunity that comes with it, is a reality for everyone.



Provide Amazing Service:

Amaze our customers with world class service and expertise.



Value our People:

Commit to the safety and wellness of our employees, foster career development, and encourage and reward innovation.



Protect the Environment:

Continue to implement new strategies to reduce our environmental impact.



Give Back:

Make positive impacts on the communities in which we work and live.



Do the Right Thing:

Lead with honesty and act with integrity.



Table of contents

Summary	1
The offering	27
Summary historical and pro forma financial data	29
Cautionary statement regarding forward-looking statements	34
Risk factors	36
Use of proceeds	73
Dividend policy	74
Capitalization	75
Management's discussion and analysis of financial condition and results of operations	77
Industry overview	105
Business	113
Management	139
Executive compensation	144
Principal and Selling Stockholders	153
Certain relationships and related party transactions	155
Description of capital stock	167
Shares eligible for future sale	173
Material U.S. federal income tax considerations for non-U.S. holders	175
Plan of Distribution	180
Legal matters	182
Experts	183
Where you can find additional information	184
Glossary of selected terms	A-1
Index to financial statements	F-1

About this prospectus

You should rely only on the information contained in this prospectus or in any free writing prospectus prepared by us or on behalf of us or to which we have referred you. We have not, and the selling stockholders have not, authorized any other person to provide you with information different from that contained in this prospectus and any free writing prospectus. If anyone provides you with different or inconsistent information, you should not rely on it. We are not, and the selling stockholders are not, making an offer to sell the securities described herein in any jurisdiction where an offer or sale is not permitted. The information in this prospectus is accurate only as of the date of this prospectus, regardless of the time of delivery of this prospectus or any sale of our common stock. Our business, financial condition, results of operations and prospects may have changed since that date.

This prospectus contains forward-looking statements that are subject to a number of risks and uncertainties, many of which are beyond our control. Please read “Risk Factors” and “Cautionary Statement Regarding Forward-Looking Statements.”

Unless the context otherwise requires, the information in this prospectus (other than in the historical financial statements) assumes no exercise by the underwriters in the IPO (as defined below) of their option to purchase additional shares in connection with the IPO.

Presentation of financial and operating data

ProFrac Holding Corp. was formed on August 17, 2021, and has not conducted and did not conduct any material business operations prior to the completion of the transactions described under “Summary—Initial Public Offering and Corporate Reorganization” (such transactions, the “Corporate Reorganization”) other than certain activities related to the IPO (as defined below). Our predecessor consists of ProFrac Holdings, LLC and its subsidiaries (“ProFrac LLC” or “ProFrac”), Best Pump and Flow, LP (“Best Flow”) and Alpine Silica, LLC (“Alpine” and, together with ProFrac LLC and Best Flow, “ProFrac Predecessor”) on a consolidated basis. Historical periods for ProFrac Predecessor had been presented on a consolidated and combined basis given the common control ownership by Dan Wilks and Farris Wilks (or entities they control) (collectively, the “Wilks”). On December 21, 2021, all of the then-outstanding membership interests in Best Flow and Alpine were contributed to ProFrac LLC in exchange for membership interests in ProFrac LLC.

As more fully described under “Summary—Recent Developments,” on March 4, 2022, ProFrac LLC completed its acquisition of the subsidiaries, business and assets of FTS International, Inc., a Delaware corporation (“FTSI”), in a series of related transactions (together, the “FTSI Acquisition”). You should read “Summary—Recent Developments—FTSI Acquisition” for more information regarding the FTSI Acquisition. Unless otherwise indicated, historical financial and operating information presented as of dates and for periods prior to March 4, 2022 is that of ProFrac Predecessor and does not give effect to the FTSI Acquisition, and historical financial and operating information presented as of dates and for periods on and after March 4, 2022 gives effect to the FTSI Acquisition.

On May 17, 2022, the Corporate Reorganization was completed in connection with ProFrac Holding Corp.’s initial public offering (the “IPO”), which closed on May 17, 2022. See “Summary—Initial Public Offering and Corporate Reorganization.” As a result of the Corporate Reorganization, ProFrac Holding Corp. became the sole managing member of ProFrac LLC, which became the principal operating subsidiary of ProFrac Holding Corp. On June 6, 2022, we completed the sale to the underwriters in the IPO of an additional 2,228,153 shares of our Class A common stock, par value \$0.01 per share, pursuant to the over-allotment option granted to the underwriters in connection with the IPO.

[Table of Contents](#)

In July, 2022, we issued 2,954 additional shares to certain of the West Munger Sellers (as defined below) under the terms of a right agreement with the West Munger Sellers (the “Munger Right Agreement”).

Unless otherwise indicated, references in this prospectus to our financial or operating information on a “pro forma basis” refer to the historical financial or operating information of ProFrac Predecessor, as adjusted to give pro forma effect to the items described in the “ProFrac Predecessor and FTSI Combined Pro Forma” column in “Capitalization,” in the case of statements of operations information, as if they occurred on January 1, 2021 and, in the case of balance sheet information, as if they occurred on March 31, 2022.

Results of interim periods are not indicative of the results expected for a full year or for future periods. Historical financial and operating information is not indicative of the results that may be expected in any future periods. For more information, please see the historical consolidated financial statements and unaudited pro forma condensed financial statements and related notes thereto included elsewhere in this prospectus.

Industry and market data

The market data and certain other statistical information used throughout this prospectus are based on independent industry publications, government publications and other published independent sources. Although we believe these third-party sources are reliable as of their respective dates, neither we nor the selling stockholders have independently verified the accuracy or completeness of this information. Some data is also based on our good faith estimates. The industry in which we operate is subject to a high degree of uncertainty and risk due to a variety of factors, including those described in the section entitled “Risk Factors.” These and other factors could cause results to differ materially from those expressed in these publications.

Trademarks and trade names

We own or have rights to various trademarks, service marks and trade names that we use in connection with the operation of our business. This prospectus may also contain trademarks, service marks and trade names of third parties, which are the property of their respective owners. Our use or display of third parties’ trademarks, service marks, trade names or products in this prospectus is not intended to, and does not imply, a relationship with, or endorsement or sponsorship by us. Solely for convenience, the trademarks, service marks and trade names referred to in this prospectus may appear without the ®, ™ or SM symbols, but such references are not intended to indicate, in any way, that we will not assert, to the fullest extent under applicable law, our rights or the right of the applicable licensor to these trademarks, service marks and trade names.

Summary

This summary provides a brief overview of information contained elsewhere in this prospectus. This summary does not contain all of the information that you should consider before making an investment decision with respect to our Class A common stock. You should read the entire prospectus carefully, including the financial statements and the notes to those financial statements included in this prospectus. Unless indicated otherwise, the information presented in this prospectus assumes no exercise by the underwriters in the IPO of their option to purchase additional shares of Class A common stock in connection with the IPO. You should read "Risk Factors" for more information about important risks that you should consider carefully before buying our Class A common stock.

Unless the context otherwise requires or as otherwise indicated, references in this prospectus to the "Company," "we," "our" and "us," or like terms, refer to (i) ProFrac and its consolidated subsidiaries, including Best Flow and Alpine and, as of dates and for periods on and after March 4, 2022, the subsidiaries, business and assets we acquired in the FTSI Acquisition, in each case, before the completion of our Corporate Reorganization in connection with this offering and (ii) ProFrac Holding Corp. and its consolidated subsidiaries as of the completion of our Corporate Reorganization and thereafter. See "Summary—Initial Public Offering and Corporate Reorganization." When we refer to a "fleet" or a "frac fleet," we are referring to the pumping units, truck tractors, data trucks, storage tanks, chemical additive and hydration units, blenders and other equipment necessary to perform hydraulic fracturing services, including back-up pumping capacity. We have provided definitions for some of the terms we use to describe our business and industry and other terms used in this prospectus in the "Glossary of Selected Terms" beginning on page A-1 of this prospectus.

Overview

We are a growth-oriented, vertically integrated and innovation-driven energy services company providing hydraulic fracturing, completion services and other complementary products and services to leading upstream oil and gas companies engaged in the exploration and production ("E&P") of North American unconventional oil and natural gas resources. Founded in 2016, ProFrac was built to be the go-to service provider for E&P companies' most demanding hydraulic fracturing needs. We are focused on employing new technologies to significantly reduce "greenhouse gas" ("GHG") emissions and increase efficiency in what has historically been an emissions-intensive component of the unconventional E&P development process. We believe the technical and operational capabilities of our fleets ideally position us to capture increased demand resulting from the market recovery and our customers' shifting preferences favoring the sustainable development of natural resources.

Our operations are primarily focused in the West Texas, East Texas/Louisiana, South Texas, Oklahoma, Uinta and Appalachian regions, where we have cultivated deep and longstanding customer relationships with some of those regions' most active E&P companies. We operate in three business segments: stimulation services, manufacturing and proppant production. We believe we are the largest privately owned, and second largest overall, provider of hydraulic fracturing services in North America by hydraulic horsepower ("HHP"), with aggregate installed capacity of over 1.7 million HHP across 34 conventional fleets, of which, as of March 31, 2022, 31 were active, reflecting a net installed capacity of approximately 1.5 million HHP across our active fleets. We believe a greater percentage of our conventional fleets prior to the FTSI Acquisition incorporated lower-emission Tier IV diesel engines relative to our peers, making them among the most emissions-friendly and capable in the industry. Further, we believe that because of those fleets' capabilities and reliability, and our relentless focus on efficient and environmentally-sound energy service solutions, our high-quality customer

base views us as an integral partner in their efforts to improve their environmental, social and governance (“ESG”) profiles without sacrificing service quality.

Our lower-emission conventional hydraulic fracturing fleets have been designed to reduce our customers’ relative emissions footprint while handling the most demanding well completions, which are characterized by higher pumping pressures, higher pumping volumes, longer horizontal wellbores, more frac stages per lateral and increasing amounts of proppant pumped per well. Approximately 90% of our fleets not acquired in the FTSI Acquisition (“Pre-Acquisition Fleets”) are less than six years old, with 60% having Tier IV engines and 49% having dual fuel capabilities as of March 31, 2022. In addition, we have paired these technologies with our proprietary engine standby controllers (“ESCs”) to reduce idle time, which is the time during which an engine generates the highest amount of emissions, by as much as 90%, and reduce fuel consumption and GHG emissions by as much as 24%. In addition, these ESCs are capable of cold starting the engines on our pumping units without the assistance of truck tractors. This technology allows us to significantly decrease the number of truck tractors required for our operations, not only further reducing overall emissions but also eliminating the capital, safety risks and operating and maintenance costs associated with operating the additional truck tractors required for fleets that do not utilize ESCs. On the whole, these cost savings are significant, allowing us to avoid an incremental \$15,000 per year in costs associated with each truck tractor eliminated from our operations. Since early 2021, we have installed ESCs in seven fleets, and have reduced our truck tractor count by 125. We continue to install ESCs throughout our fleets, with 141 pumps equipped with ESCs as of March 31, 2022, and anticipate being able to realize total cost savings of approximately \$300,000 per year per fleet as a result. When further combined with our real time GHG emissions monitoring, our fleets create additional synergies in efficiency that result in cost savings for our customers. We intend to continue to upgrade and overhaul our other fleets with the goal of having all of our conventional fleets similarly equipped, a process made cheaper by our in-house manufacturing capabilities detailed below. This strategy aligns with our ESG initiative to minimize our carbon footprint as a part of our goal to have all of our conventional fleets equipped with emissions reduction technology. By contrast, many of the fleets we acquired in the FTSI Acquisition are substantially older, are generally less technologically advanced and do not have the same attractive emissions profile as our Pre-Acquisition Fleets. These legacy fleets may require additional maintenance and capital expenditures and may be unable to reduce our customers’ relative emissions footprint or satisfy their ESG objectives. Following the completion of the FTSI Acquisition, approximately 60% of our fleets are less than six years old, with 30% having Tier IV engines and 40% having dual fuel capabilities as of March 31, 2022. After giving effect to our retirement of 650,000 HHP from 11 of FTSI’s older, emissions-intensive fleets acquired in the FTSI Acquisition, 40% of our fleets will have Tier IV engines and 54% of our fleets will have dual fuel capabilities.

In addition to our existing low-emission conventional fleets, we are constructing electric powered hydraulic fracturing fleets equipped with Clean Fleet® technology licensed from U.S. Well Services, Inc. (“USWS”). Under our agreement with USWS, we have acquired 3 licenses and may acquire up to 17 additional licenses (along with certain other rights) to construct in-house new, electric-powered hydraulic fracturing fleets utilizing Clean Fleet® technology. This technology utilizes electric motors powered by lower-cost, lower-emission power solutions, including local utility-sourced line power, or on-site generation from natural gas produced and conditioned in the field, compressed natural gas (“CNG”), liquefied natural gas (“LNG”), hydrogen and/or traditional fuels, if needed. This flexibility in fuel supply can provide our customers with additional tools to meet their emissions and sustainability goals by reducing their reliance on diesel, as well as offer potentially significant fuel cost savings. We believe that our fleets equipped with Clean Fleet® technology will supplement our environmentally advantaged conventional fleets and provide our customers an optimized suite of options to satisfy their ESG objectives while maximizing operating efficiency. We expect to begin deploying the first of

these electric-powered hydraulic fracturing fleets in the second quarter of 2022, and we have two more under construction, which we expect to be ready for deployment during the second half of 2022. We believe that our new electric fleets, together with our existing conventional fleets, which we continue to optimize to incorporate efficiency-enhancing features, place us on the leading edge of the domestic hydraulic fracturing business and position us to maintain a high equipment utilization rate, low emissions and attractive profitability.

Facilitating the advanced technology and operational capability of our equipment is our vertically integrated business model and supply chain management, which allows us to manufacture, assemble, repair and maintain our own fleets and ancillary frac equipment, including power ends, fluid ends, flow iron and monolines. Our vertically integrated business model also allows us to offer customers a suite of ancillary services that enhance the efficiency of the well completion process, including sand, completion chemicals and related equipment.

We operate facilities in Cisco, Aledo and Fort Worth, Texas, including an International Organization for Standardization (“ISO”) 9001 2015 certified OEM manufacturing facility, in which we manufacture and refurbish many of the components used by our fleets, including pumps, fluid ends, power ends, flow iron and other consumables and an engine and transmission rebuild facility that is licensed to provide warranty repairs on our transmissions. These facilities, which have a proven capability to manufacture up to 22 pumps, or 55,000 HHP, per month (including electric fleets) and perform substantially all of the maintenance, repair and servicing of our hydraulic fracturing fleets, provide in-house manufacturing capacity that enables cost-advantaged growth and maintenance.

Vertical integration enables us to realize a lower capital investment and operating expense by capturing the margin of manufacturing and/or maintenance, by recycling and refurbishing older machinery in our fleet, as opposed to disposing of it and by enabling the ongoing improvement of our equipment and processes as part of a continuous research and development cycle. This combination also facilitates our “Acquire, Retire, Replace”™ approach to growing, maintaining and modernizing our fleets, and helps us mitigate supply chain constraints that have disrupted competitors’ and customers’ operations in the past. For example, as part of the FTSI Acquisition we are implementing our “Acquire, Retire, Replace”™ strategy by retiring 650,000 HHP of FTSI’s older, emissions-intensive fleets and recycling or refurbishing equipment from such fleets. Our in-house manufacturing capabilities also allow us to rapidly implement new technologies in a cost-effective manner not possible for many of our peers. We believe that as a result of this vertical integration, we are able to achieve conventional Tier IV dual fuel fleet construction costs of \$540 per HHP contrasted with an industry cost of up to \$861 per HHP, according to Daniel Energy Partners, and an average expected price to build electric fleets, excluding power generation, of \$467 per HHP inclusive of licensing costs.

Our manufacturing capabilities and control over the manufacturing process have allowed us to design and build hydraulic fracturing fleets to uniform specifications intended for deployment in resource basins requiring high levels of pressure, flow rate and sand intensity. We believe the standardized, modular configuration of our equipment provides us with several competitive advantages, including reduced repair and maintenance costs, reduced downtime, reduced inventory costs, reduced complexity in our operations, training efficiencies and the ability to redeploy equipment among operating basins. We believe that our uniform fleet specifications along with the ability to more directly control our supply chain and end-of-life management for our equipment differentiates us from competitors who typically purchase such equipment from third party manufacturers and rely on such manufacturers or other third parties for repair and maintenance.

We also provide ancillary products and services, further increasing our value as a business partner to our customers, including frac sand, completion chemicals, frac design and related services, logistics coordination

and real time data reporting, such as operational statistics, inventory management, completions updates and emissions monitoring.

Through our recent investment in Flotek Industries, Inc. ("Flotek"), we have gained access to a low-cost, long-term supply of a full suite of completion chemicals required by our customers during the completion process, including Flotek's proprietary biodegradable complex nano-Fluid® technology, which is more environmentally friendly than commonly used alternatives. For additional information on our investment in Flotek, please see "Summary—Recent Developments—Flotek Investment."

In addition, to meet our customers' need for proppant, we operate an approximate three-million-ton-per-year sand mine and processing facility in Kermit, Texas, with 40.7 million tons of proved reserves as of December 31, 2021, which allows us to sell proppant to our customers in West Texas and Southeastern New Mexico. We also recently acquired approximately 6,700 acres near Lamesa, Texas ("West Munger") that we are developing into an in-basin Permian Basin frac sand resource. We are in the process of installing mining and processing facilities at West Munger which, once operational, will be one of only two sand mines in the Midland Basin. West Munger and the Kermit sand mine are each located within 100 miles of approximately 98% of all horizontal rigs in the Permian Basin, providing us with ready access to potential customers. Our integrated service platform creates operational efficiencies for our customers and allows us to capture a greater portion of their development capital spending, positioning us to maintain high equipment utilization rates, low emissions and attractive profitability.

For the three months ended March 31, 2022, ProFrac Predecessor generated net income of approximately \$24.1 million, Adjusted EBITDA of approximately \$91.5 million and an annualized Adjusted EBITDA per fleet of \$16.9 million and, on a pro forma basis, generated net losses of approximately \$6.2 million, Adjusted EBITDA of approximately \$99.4 million and an annualized Adjusted EBITDA per fleet of \$12.8 million. For the definitions of Adjusted EBITDA and Adjusted EBITDA per fleet and a reconciliation to their most directly comparable financial measures calculated and presented in accordance with generally accepted accounting principles ("GAAP"), please read "—Summary Historical and Pro Forma Financial Data—Non-GAAP Financial Measures."

Industry trends

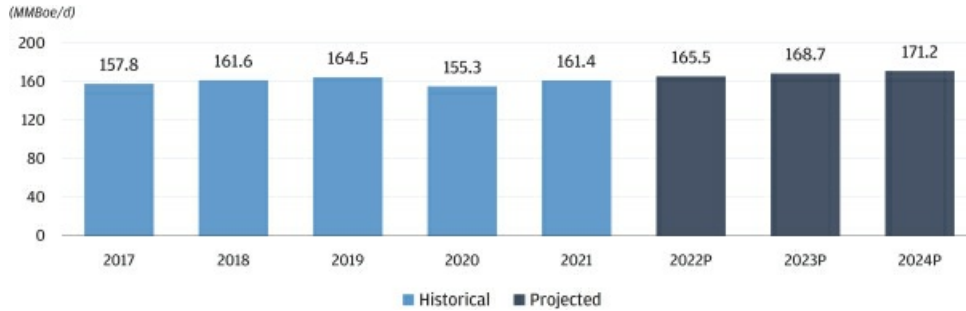
Demand for hydraulic fracturing services is primarily driven by the level of drilling and completion activity by E&P companies in the United States. Drilling and completion activity is driven by well profitability and returns, which in turn are influenced by a number of factors, including current domestic and international supply and demand for oil and gas and current and expected future prices for oil and gas, as well as the perceived stability and sustainability of those prices over the longer term.

In 2020, the COVID-19 pandemic and disagreements over production levels among oil producing nations combined to cause unprecedented reductions in global economic activity and significantly reduced the demand for oil and gas. These declines led to a significant dip in commodity prices, with per-barrel prices of West Texas Intermediate ("WTI") crude oil briefly falling as low as negative \$37/Bbl in April of 2020 and averaging \$39/Bbl for the full year 2020, versus \$57/Bbl for the full year 2019. In response to the unfavorable price environment, U.S. E&P companies dramatically reduced capital spending, oil and gas drilling and completion activity, and thus, demand for hydraulic fracturing services declined significantly in 2020.

In 2021, economic activity rebounded supported by the COVID-19 vaccination program rollouts and the lifting of mobility restrictions, driving the rapid recovery of global demand for oil and gas despite the occurrence of COVID-19 variants. The per-barrel prices of WTI crude oil averaged \$68/Bbl for the full year 2021, an increase of 73% year over year.

In 2022, geopolitical tensions in Eastern Europe related to Russia’s invasion of Ukraine have resulted in significant supply disruptions as a broad coalition of countries have responded with sanctions and/or import bans associated with Russian oil and natural gas. This has resulted in significant tightening in the market as reflected by higher commodity prices, with oil and gas prices reaching decade highs. As of March 11, 2022, WTI has averaged \$91.60/Bbl in 2022, and the closing price reached as high as \$123.70/Bbl on March 8, 2022 following Russia’s invasion of Ukraine. According to the U.S. Energy Information Administration (the “EIA”), 2022 global crude oil and gas demand is forecast to be around 165.5 MMBoe/d, an increase of 7% relative to 2020 global demand. Oil demand is expected to surpass pre-pandemic levels by the second half of 2022. Demand for natural gas is also expected to grow to support the continued industrialization of developing countries over the coming decades. Fundamental trends shaping the energy transition, including the use of natural gas as a transition fuel, are expected to drive gas to continue gaining global energy demand share.

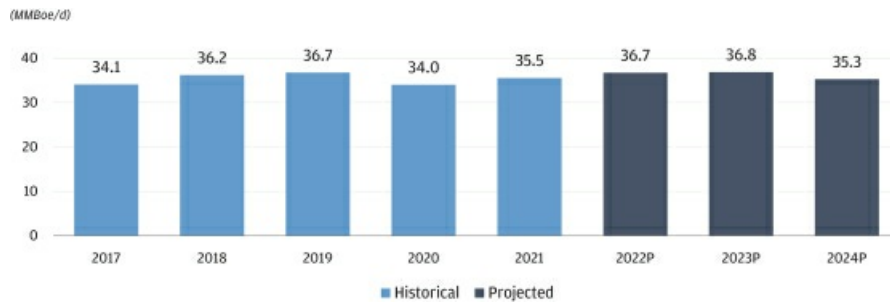
Global Historical and Projected Oil and Gas Demand



Source: EIA International Energy Outlook as of October 6, 2021. Includes global liquids and natural gas demand.

Supported by the backdrop of improved global economic growth, U.S. oil and gas consumption is forecasted to increase 8% from 2020 through 2023, according to EIA. U.S. natural gas demand is expected to increase due to use of natural gas as feedstock in domestic petrochemical projects, the growing exports of LNG to international markets in Europe and Asia, particularly as European countries attempt to reduce their reliance on Russian gas in light of recent geopolitical events, and the addition of gas fired power generation as coal plants are decommissioned.

U.S. Historical and Projected Oil and Gas Demand



Source: EIA Short-Term Energy Outlook as of March 8, 2022 for 2017 to 2023P and EIA Annual Energy Outlook as of March 3, 2022 for 2024P. Includes U.S. liquids and natural gas demand.

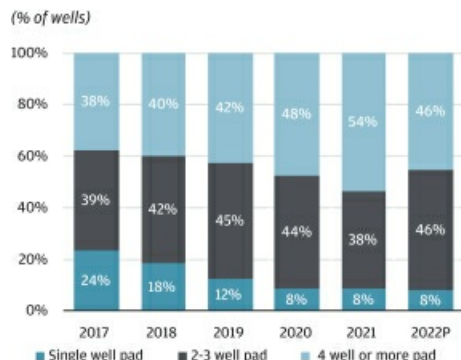
Natural gas prices have increased substantially compared to year-end 2020 prices and have also surpassed year-end 2019 (pre-COVID-19) levels. Through March 11, 2022, natural gas prices have averaged approximately \$4.03/MMBtu over the last twelve months, reflecting an increase of 76% and 72% relative to the twelve months from March 11 averages in 2021 and 2020, respectively. Moreover, commodities futures markets as of March 11, 2022 price natural gas contracts at an average of \$4.88/MMBtu for the remainder of 2022. Over the longer-term, EIA expects exports and industrial use will continue to drive increased demand for natural gas. If hydrocarbon prices remain at or near current levels, we expect drilling and completion activity to continue to increase, thereby positively impacting demand for our services and improving our revenues and pricing.

With the growth in oil and gas demand and rise in commodity prices, E&P activity has increased significantly across all onshore oil and gas basins in the United States. According to Baker Hughes Company's ("Baker Hughes") North American Rig Count reported on March 11, 2022, the number of active U.S. land drilling rigs has increased 68% over the last 12 months to 652 rigs and by 182% since its recent trough of 231 rigs in August 2020. Rig activity in our primary areas of operation (the West Texas, East Texas/Louisiana, South Texas, Oklahoma, Uinta and Appalachian regions) has also increased substantially over that same period.

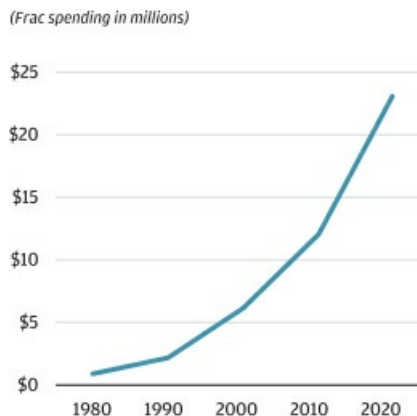
We believe that the following market dynamics and trends in our industry should benefit our operations and our ability to achieve our business objectives as commodity prices recover:

Increasing frac intensity per working rig . Techniques used by E&P companies, such as multi-well pad development programs, have led to improved rig efficiencies, resulting in more horizontal wells drilled per rig. Coupled with longer laterals, this trend indicates that demand for well completion services as well as frac spend per rig can be expected to outpace standalone rig growth. The co-location of wells on a single pad also allows for more efficient access to wellbores and sharply reduces the mobilization and de-mobilization time between completion and production service jobs. These efficiencies improve our operating leverage and enable us to more successfully provide our services.

Total Well Split by Pad Size



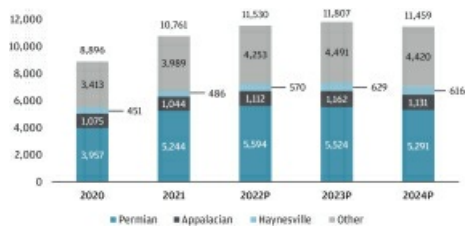
Frac Spend per Rig



Source: Rystad Energy Inc. ("Rystad Energy") as of February 2022 for total well split by pad size and Spears & Associates Q4 2021 Hydraulic Fracturing and Proppant Market Report for frac sales per rig.

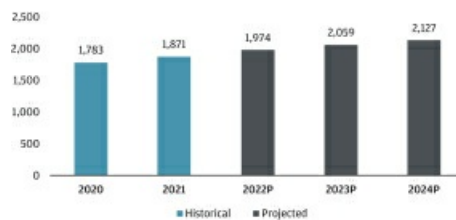
Total U.S. Wells Completed

(total wells)



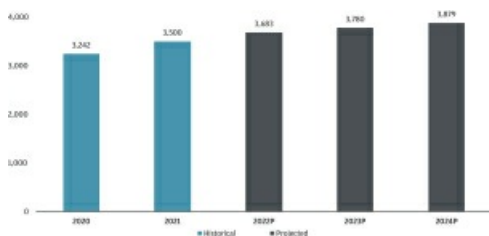
Total U.S. Average Proppant Pumped

(thousands of lbs. / day)



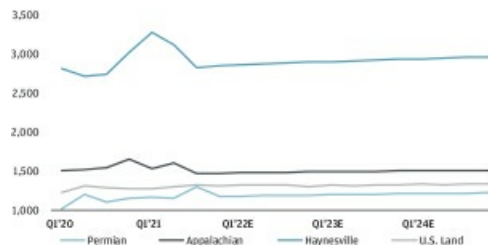
Total U.S. Average Well Stimulated Length

(feet / day)



Total U.S. Average Pumping Intensity

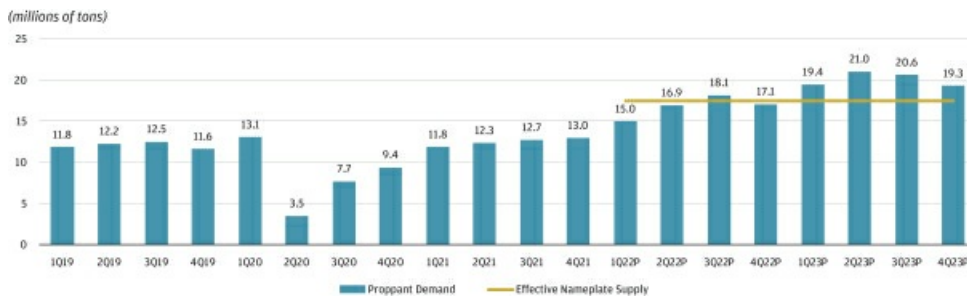
(avg. HHP-hrs. / well in thousands)



Source: Rystad Energy as of February 2022. Metrics are reflective of total U.S. market.

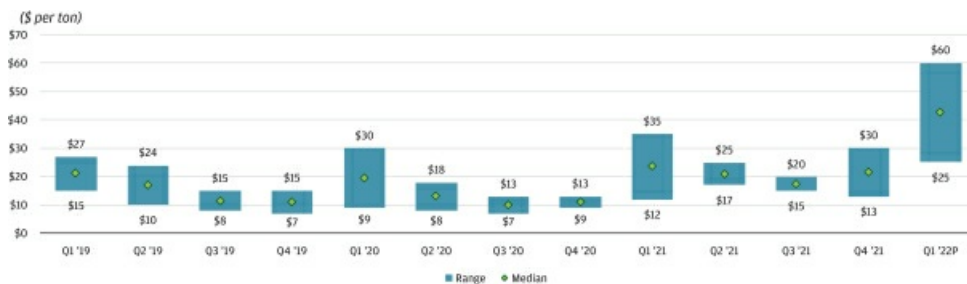
Tightening Frac Sand Market. The increase in demand for frac sand for use in the hydraulic fracturing process has resulted in a significant rise in sand prices as well as constraints on supply availability. According to Lium LLC ("Lium"), total U.S. frac sand demand is expected to increase by 31% in 2022 compared to 2021 and reach 117 million tons, with the Permian expected to account for approximately 57% of the total U.S. demand. Frac sand pricing has surpassed pre-COVID levels, with Permian free on board ("FOB") mine pricing reaching as high as \$60/ton in the spot market in the first quarter of 2022, according to Lium. We believe our recent investment in West Munger and vertically integrated business model position us to capitalize on this increased demand and insulate our operations from rising sand raw material costs and any potential supply chain disruptions.

Permian Frac Sand Demand Forecast



Source: Lium Permian Frac Sand Market Trends as of February 2022. Assumes \$85/bbl oil price scenario.

In-Basin Permian Sand Pricing Forecast



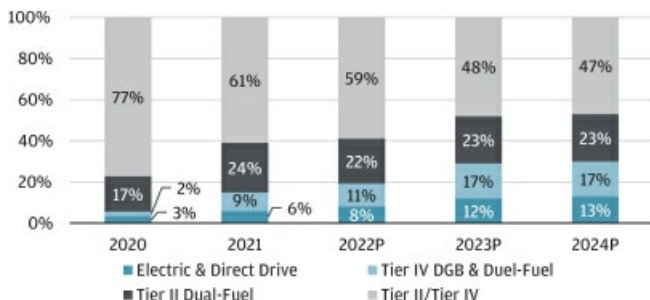
Source: Lium Permian Frac Sand Market Trends as of February 2022.

Investor and regulator focus on ESG. The energy industry is undergoing a significant change of operating practices with an emphasis on incorporating more environmental and social considerations into operating models. Companies are experiencing increased market pressure to bolster ESG programs, particularly related to climate change and reduction of GHG emissions. As the regulatory environment becomes more stringent, we believe that state and federal governments are likely to implement increased measures to regulate GHG emissions, increasing pressure on E&P companies to decrease their emissions footprint. Additional ESG topics, such as human rights, supply chain management, water usage, natural capital and biodiversity, among others, are also receiving increased attention, and there may be increasing pressure on our customers to take actions to address these topics, as well.

Adoption of dynamic gas blending (“DGB”) and electric fleets. We believe E&P operators’ focus on improving their emissions profile will accelerate the transition from legacy, emission-heavy Tier II diesel frac fleets to greener Tier IV DGB frac fleets and electric fleets because Tier IV DGB fleets utilize gas, including natural gas, CNG, LNG, pipeline and field gas, as a cheaper, cleaner fuel source. Rystad Energy anticipates that by the end of 2024, approximately 50-60% of active horsepower in North America will be utilizing natural gas capable fleets.

We believe the shift to cleaner natural gas capable fleets positions us well to capture additional market share as the broader industry recovery continues accelerating.

Historical and Projected U.S. Frac Supply by Type

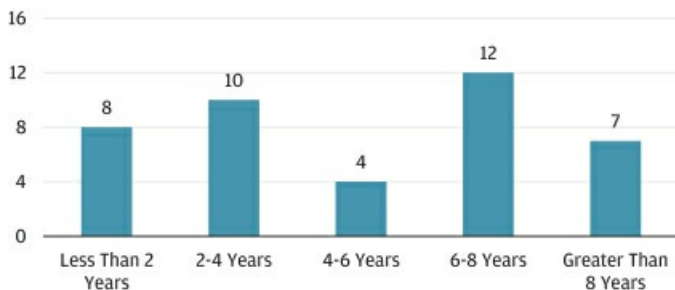


Source: Rystad Energy as of February 2022. Metrics are reflective of total U.S. market.

Obsolescence of significant hydraulic fracturing horsepower in the market. We believe the U.S. frac market is currently facing a pivotal transition with significant fleet capacity nearing retirement due to obsolescence. We believe that prolonged underinvestment has resulted in an over-supply of legacy fleets and an increasing preference for low-emission fleets is driving an undersupply of more desirable greener frac fleets. Even prior to the COVID-19 induced downturn, substantial legacy capacity had already reached the end of its useful life, according to Rystad Energy. We believe this was further exacerbated by the lack of capital investment by frac operators during the downturn. The majority of frac service providers' fleets have an average equipment age of more than six years, according to Rystad Energy. We believe that our vertical integration and lower capital cost resulting from our in-house manufacturing of our own frac equipment will benefit our ability to both maintain attractive utilization rates and earn higher returns on invested capital versus other peers that source their new fleets from third parties at higher prices.

U.S. Average Frac Fleet Age

(Number of service providers by average frac equipment age)



Source: Rystad Energy as of March 2022. Metrics are reflective of total U.S. market. Fleet age calculated based on manufacture date for total fleets.

Despite the negative impact to the overall oil and gas industry in 2020, we believe the challenging industry conditions allowed us to strengthen our leadership position by implementing targeted and forward-looking initiatives. We took actions to maintain the ongoing operational integrity of our equipment, further invest in vertical integration of our business, implement back-office optimization projects, successfully complete our in-house research and development of advanced power end and fluid-end designs, and add over 179 dual fuel kits to our Tier IV engines. All of the aforementioned initiatives materially enhanced our company and positioned us to take advantage of expected improving industry conditions.

Competitive strengths

We believe the following characteristics differentiate us from our peers and uniquely position us to execute on our strategy to create value for our stakeholders:

- **High performing, technologically advanced fleet focused on cash flow, increased efficiencies and lower emissions** . We believe we are strongly positioned to continue to respond to the increased demand for highly-efficient and environmentally advantaged energy services, which are those that produce fewer negative impacts on the environment than those provided by standard Tier II fleets. We believe our Pre-Acquisition Fleet was the largest fleet of low emissions and technologically advanced conventional frac equipment in the United States, with 60% of that fleet equipped with Tier IV engines and 49% with dual fuel capabilities as of March 23, 2022. While the fleets acquired in the FTSI Acquisition have a more emissions-intensive profile, we have already begun to implement our “Acquire, Retire, Replace”™ strategy by committing to retire 650,000 HHP of older, emissions-intensive fleets and recycling or refurbishing equipment from such fleets.

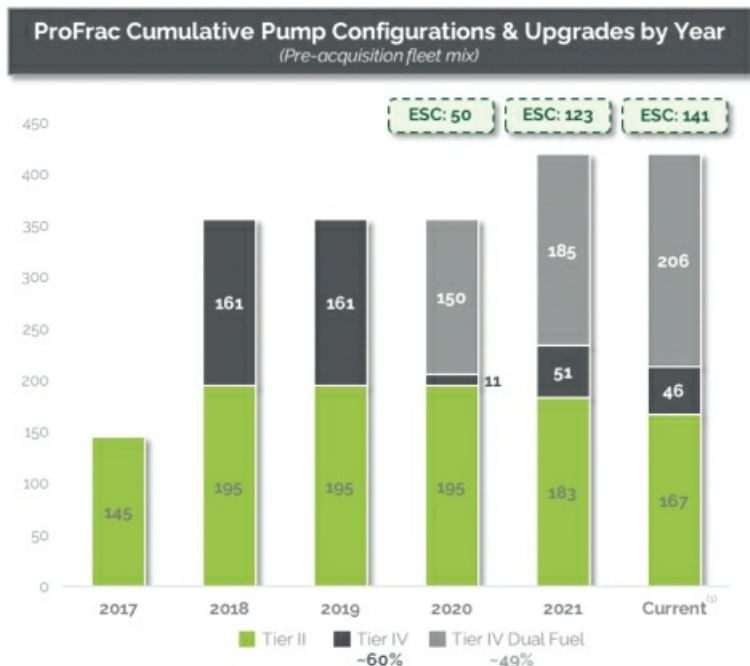
We believe our technologically advanced fleets are among the most reliable and best performing in the industry with the capabilities to meet the most demanding pressure and flow rate requirements in the field. For example, we are one of the few energy services companies to install 60-inch pumps in our fleets, providing for significantly higher capacity and capability. The combination of these factors provides us with an ability to operate efficiently in the most demanding environments while helping our customers meet their ESG goals.

Our standardized equipment reduces our downtime, as our mechanics can quickly and efficiently diagnose and repair our equipment, and reduces the amount of inventory we need on hand. We are able to easily shift equipment among operating areas as needed to take advantage of market conditions or to replace temporarily damaged equipment. This flexibility allows us to target customers that are offering higher prices for our services, regardless of the basins in which they operate. Standardized equipment also reduces the complexity of our operations, which lowers our training costs and improves our safety profile. Finally, our standardized, high specification equipment, manufacturing capabilities and direct control over our supply chain lead to lower total cost of ownership, which we believe allows us to both increase our margins and meet increasing demand for efficient, environmentally-advantaged energy services.

To complement our modern and highly efficient conventional fleets, we expect to begin deploying the first of our electric-powered hydraulic fracturing fleets in the second quarter of 2022, and we have two more under construction, which we expect to be ready for deployment during the second half of 2022. By replacing Tier II diesel engines with electric engines, we expect our fleets equipped with Clean Fleet® technology will reduce carbon emissions by up to 33% per fleet annually. These estimates are based on manufacturer specifications for fuel consumption of each engine configuration and hold constant operational factors that influence the rate of fuel consumption and emissions, such as rate and pressure. This expected reduction is equivalent to a

reduction of approximately 1,700 cars on the road per year per fleet based on U.S. Environmental Protection Agency (“EPA”) estimates.

ProFrac Cumulative Pump Configurations & Upgrades by Year:



(1) Pre-acquisition fleet mix as of March 31, 2022.

- Vertically integrated business model enhances our ability to meet our customers’ needs** . We operate a vertically integrated business model that includes complementary manufacturing and ancillary products and services, including frac sand, completion chemicals, frac design and data reporting services. Our manufacturing capabilities enhance our profitability through reduced capital and maintenance expenditures, and provides a significant advantage in cost savings and supply chain management versus our peers who do not manufacture and rebuild/refurbish their own equipment and components. Furthermore, we have strategically invested in businesses providing ancillary products and services, such as our investments in West Munger, Flotek and FHE USA LLC, a manufacturer of pressure control equipment and service provider based in Fruita, Colorado (“FHE”), which provides us with greater supply chain control and mitigates disruptions that have previously impacted the operations of our competitors and customers. We manufacture and refurbish many of the components used by our fleets, including pumps, fluid–ends, power–ends, certain high–pressure iron and other consumables at our facilities located in Cisco, Aledo and Fort Worth, Texas. We have the proven capability to manufacture up to 22 pumps, or 55,000 HHP per month (including electric fleets) and perform substantially all of the maintenance, repair and servicing of our hydraulic fracturing fleets in-house. We also operate an engine and transmission rebuild facility that is licensed to provide warranty repairs on our transmissions.

- ***“We do the hard jobs.”*** Vertical integration of our business enables us to take on premium frac jobs that have more demanding pressure and flow rate requirements that put extra wear and tear on frac equipment and require more frequent equipment rebuilds. We believe many competitors avoid these jobs as they lack the capital or repair capability to sustainably maintain their equipment and generate a reasonable return. At ProFrac, we find such challenging work more economically attractive than less intensive “commodity” work that is easier on equipment because we can be more competitive with higher associated profitability.
- ***Rapid and cost-effective implementation of new technologies .*** Much of our equipment is customized for our operations and built with substantially uniform specifications. With our in-house manufacturing capabilities, we are able to rapidly fabricate, develop and deploy new equipment and rebuild/refurbish existing equipment with minimal reliance on third-party supply chains or paying a premium for bespoke orders or processes. In addition to manufacturing our pumping units, we have the capability to manufacture many of the other components of our fleets such as blenders and hydration units. Our manufacturing capabilities facilitated our development of the Centipede™ high pressure flow system, which reduces non-productive time by reducing rig up time by up to 50% and iron connections by up to 70%, while also preventing shutdowns. We have also developed proprietary vibration monitoring technology that enables our artificial intelligence-driven predictive pre-failure maintenance, performance reporting and design customizations on core equipment. Finally, our preferred equity investment in FHE provides us with access to innovative technology, including its proprietary wellhead pressure control systems, RigLock™ and FracLock™ that enhance well completion efficiency and safety and reduce emissions.
- ***Advantaged in tight market.*** Our vertical integration reduces the risk that we will be unable to source important components, such as fluid-ends, power-ends and other consumable parts and ancillary products and services, such as sand and chemicals. During periods of high demand growth for hydraulic fracturing services, external equipment vendors often report order backlogs of up to nine months, which can lead to increased costs or substantial delays to deploy fleets. The FTSI Acquisition strengthens our in-house repair and manufacturing facilities by increasing our capacity and adding a licensed transmission repair facility. We have historically manufactured all major consumable components and can quickly scale to support all of our fleets at full capacity.
- ***Insulated from supply chain issues.*** Our vertical integration on key completion commodities, such as chemicals and sand, mitigate our exposure to price spikes and supply shortages that have negatively impacted the financial results of some of our competitors during the fourth quarter of 2021 and the first quarter of 2022. We have identified sources of pricing and supply chain risk and have made strategic investments to mitigate them, turning potential weaknesses into strengths. For example, we believe the Flotek investment, through which we monetized our procurement demand, demonstrates our commitment to our vertical integration strategy and provides greater control over our supply chain.
- ***Organizational culture based on world class service, innovation, safety, improving environmental impact and active contributions to our communities.*** We believe our corporate culture plays a significant role in our ability to consistently deliver excellent service to our customers, as well as our ability to attract and retain high quality personnel. We encourage innovation throughout our organization and empower our employees to innovate. For example, we maintain an innovation award program for our employees which provides cash incentives for changes to equipment and processes that improve efficiency and safety. Motivated by this program, our employees have developed numerous tools, processes and equipment enhancements that improve our operations, such as a tool for performing maintenance on fluid ends that reduces the time required for a routine maintenance procedure from 45 minutes to 15 minutes, our PadTrac system that performs live job monitoring and a tool for rebuilding butterfly valves that allows this task to be performed by a single technician. We are committed to the safety and wellness of our employees and we

actively foster training, advancement and career development. We also seek to actively contribute our time and resources to positively impact the communities in which we work and live.

- **Loyal and active customers that appreciate our efficiency, suite of services and ability to complete the most difficult and demanding projects.** We have a strong portfolio of active customers that value our modern, technologically advanced equipment and our commitment to a more ESG-conscious service offering. As a part of the FTSI Acquisition, our customer base has expanded and diversified to include some of the larger independent exploration and production companies, in addition to our preexisting customer base consisting of leading private midsize operators. We and FTSI had no customer overlap prior to the FTSI Acquisition, resulting in a further diversified customer base in which, as of March 31, 2022, no single customer contracted more than three of our fleets. Our customers trust us to execute on their most technically demanding operations and value our unique ability to meet their needs with our vertically integrated business model. We believe our operating history combined with our emissions savings equipment and integrated supply chain has us well positioned to serve customers' needs. While certain of our customers have historically struggled with supply chain disruptions, our business model gives us an opportunity to provide these customers with bundled services, including frac sand, completion chemicals, frac design and related services, logistics and real time data reporting, helping to limit supply chain disruptions. Our track record of consistently providing high-quality, safe and reliable service has enabled us to develop long-term partnerships with our customers, and we expect that our customers will continue to support our growth.
- **Strong data and digital capabilities.** Our focus on technology and innovation also underpins our efficiency through real time data analysis of operational statistics, inventory management, completions updates and emissions monitoring. We offer a comprehensive and competitive suite of data and digital solutions such as PadTrac and SOPHIA. PadTrac is a real time data stream that provides pertinent equipment data on location to our operators. SOPHIA is our cloud-based platform that accompanies the ESC and provides visibility into fuel savings and carbon footprint reduction. SOPHIA enhances the credibility, consistency and transparency of carbon footprint quantification by following ISO standards. We believe our digital infrastructure saves time, money, and makes us a more productive and cost effective enterprise.
- **Large scale and leading market share across most active major U.S. basins.** We believe we are the largest privately held hydraulic fracturing provider in North America based on HHP. We operate in some of the most active basins in the United States, including the West Texas, East Texas/Louisiana, South Texas, Oklahoma, Uinta and Appalachian regions and our operations have diversified exposure to both natural gas and oil producing areas. This geographic and commodity diversity reduces volatility in our revenue due to regional trends, relative commodity prices, adverse weather and other events. Our large footprint and standardized equipment enables us to rapidly reposition our fleets based on demand trends among different regions and allows us to spread our fixed costs over a greater number of fleets. Our large scale also strengthens our negotiating position with our suppliers and our customers. Additionally, we expect to leverage our strengths to capture market share in these regions in response to customer demand for more efficient and cleaner fleets.
- **Experienced management and shareholder team that have driven extreme value creation for stakeholders in past endeavors.** Our senior management team has more than 100 years of relevant experience in hydraulic fracturing and the energy industry. The management team is focused on the operational success of the Company and their interests are aligned with those of investors and customers. Additionally, our principal shareholders, the Wilks, have a proven history of founding and growing pressure pumping companies. Prior to founding ProFrac, the Wilks founded FracTech Holdings, LLC, the predecessor to FTSI in 2000, which they grew into one of the largest North American hydraulic fracturing companies based on HHP before selling their 70% interest in that business in 2011 in a transaction that valued the business at \$5 billion. The FTSI Acquisition reunites that business with a management team familiar with FTSI's personnel, culture and equipment and is well suited to execute our "Acquire, Retire, Replace"™ strategy through strategic

cannibalization of FTSI's older fleets. Combined, the Wilks have more than 75 years' experience in the energy and energy services sectors. Under their leadership, we have grown our hydraulic fracturing business to a total of 34 fleets, as of March 31, 2022, with an aggregate of over 1.7 million HHP and pro forma 2021 revenues exceeding \$1.17 billion. The Wilks own approximately 88.6% of our voting stock. We believe that their experience will continue to benefit our operations and business. In addition, Lance Turner, FTSI's former Chief Financial Officer, became our Chief Financial Officer upon the closing of the FTSI Acquisition. We believe Mr. Turner's previous experience as Chief Financial Officer of FTSI since October 2015 will further streamline our efforts to efficiently integrate the FTSI business and operations into our business.

Business strategies

We intend to achieve our primary business objective of creating value for our stakeholders through the following business strategies:

- ***Position ourselves as a key partner to our customers in response to increasing focus on environmental sustainability*** . As the demand for energy services in the United States recovers from the lows experienced in 2020, we expect demand for our hydraulic fracturing services to continue to grow significantly. In particular, as one of the largest hydraulic fracturing service providers in North America based on HHP, we believe our modern, technologically advanced fleets position us to capitalize on customer mandates for "next generation" frac fleets due to their lower emissions and the economic benefits of fuel cost savings. We also offer our customers a suite of ancillary products and services that we believe is responsive to our customers' evolving needs, including frac sand, completion chemicals, frac design, manufacturing and related services, logistics and real time data reporting. Rystad Energy estimates that total HHP capacity has declined by approximately 8.8 million HHP as of Q1 2022 from approximately 25 million HHP at the end of 2018, as a result of frac equipment permanently leaving the market due to scrapping, cannibalization and deferred maintenance. In addition, approximately 25% of remaining horsepower is comprised of obsolete or non-operational fleets, according to Rystad Energy. By contrast, we have focused on upgrading and expanding our fleets' capabilities and investing in ancillary products and services, and have positioned ourselves as ready to respond to our customers' needs as upstream activity returns and the focus on ESG-sensitive operations grows. Furthermore, our consistently high fleet utilization levels and 24 hours per day, seven days per week operating schedule should result in greater revenue opportunity and enhanced margins as fixed costs are spread over a broader revenue base. We believe that any incremental future fleet additions will benefit from these trends and associated economies of scale.
- ***Commitment to returns-driven, environmentally-advantaged investments and technology to support further emissions reduction and greater operational efficiency*** . We believe demand for lower emissions operations will outpace current supply and lead to further opportunities to deploy new technical solutions to our customers relative to our competition, particularly with natural gas playing an increasingly critical role in the transition away from less clean sources of energy. We have invested in various businesses and technologies that we plan to leverage to strengthen our market position and to better serve our customers as well as share in the fuel savings provided by our investments. For example, in January 2021, we acquired a 75% ownership stake in EKV Power Drives, GmbH ("EKU"), a provider of idle reduction technologies and the manufacturer of our proprietary ESCs. Engines with ESCs will automatically turn off during non-operating time, shutting down the powertrain when it is not pumping and immediately restarting it to full load upon request. This technology reduces the wear and tear on equipment, reduces fuel consumption and eliminates emissions when the engines on our pumping units are automatically turned off and on between stages. A typical frac spread will pump between 14 to 18 hours per day and idle the remaining time. As idle time widely varies between operating stages, most frac companies leave the engines in idle due to the labor-intensive

process associated with using the power take-off on a truck tractor to re-start the engine. Based on our own provision of hydraulic fracturing services, we believe our ESCs eliminate roughly 90% of idle hours and result in substantially lower emissions and fuel costs. This reduction in idle time can reduce carbon dioxide emissions by up to 24% compared to standard operations in which engines generally run continuously during a frac job.

Additionally, we are supplementing our already environmentally-advantaged conventional fleets with electric fleets equipped with Clean Fleet® technology, which will provide customers additional low emission and cost effective solutions. We intend to continue this focus on efficiency and emissions-optimized technology in order to capitalize on the increased demand for higher efficiency and higher performing hydraulic fracturing services. We believe that by pursuing the development of advanced technology in both our conventional fleets and complementary electric-powered fleets, we will be well positioned to capture the increasing demand for highly capable and environmentally-advantaged energy services with which operators may satisfy their ESG imperatives.

We recently invested in West Munger, Flotek and FHE to enhance our access to products and services necessary during the well completion process in order to mitigate supply chain disruptions and improve our operational efficiencies. Flotek is a market leader in environmentally friendly and biodegradable chemical technologies; FHE is a pioneer in high pressure flow control equipment that is safer and more efficient than legacy industry processes; and West Munger will provide access to a geographically advantaged source of frac sand.

- **Pursue accretive mix of organic growth and strategic consolidation.** We plan to continue to grow our operations and fleets in response to increased customer demand as well as selectively evaluate potential strategic acquisitions that increase our scale and capabilities and diversify our operations. In response to supply constraints for frac sand, among other factors, we acquired Alpine and West Munger, which we expect to reduce our exposure to supply chain risks and increase our proppant production capacity. We are continuing to evaluate vertical integration of in-basin proppant and logistics opportunities in West Texas and other regions. Similarly, we anticipate that our acquisitions of Best and investment in FHE will bolster our in-house manufacturing capabilities and will provide access to innovative technology. We believe opportunities exist to acquire older generation diesel frac fleets at attractive prices and use our in-house manufacturing capabilities to upgrade and maintain them, thus extending their useful life and maximizing their cash flow, after which they can be replaced with cutting edge dual fuel or electric technology as part of our "Acquire, Retire, Replace"™ strategy. We have already begun implementing this strategy with the fleets acquired in the FTSI Acquisition by retiring 650,000 HHP of older FTSI fleets and recycling or refurbishing equipment from such fleets as a source of spare parts and components in our vertically integrated manufacturing segment in connection with selectively upgrading legacy equipment to Tier IV dual fuel engines, increasing efficiency and sustainability. We estimate that FTSI's existing fleets can be converted to dual fuel capability at a cost of approximately \$2.0 million per fleet. The resulting displacement of older fleets should yield significant improvements in emissions, operating efficiency, safety and profitability and provide a source of spare parts and components that can reduce our maintenance capital expenditures. Our vertically integrated business model and in house manufacturing enables faster integration of assets we may acquire and allows us to more economically and efficiently cannibalize, refurbish, and redeploy equipment. Additionally, we expect that our technology and focus on lower emission fleets will promote growth and attract new customers focused on reducing their emissions profiles.
- **Continued focus on safe, efficient and reliable operations.** We are an industry leader with a proven track record in safety with a Total Reportable Incident Rate ("TRIR") of 0.42 for the year ended December 31, 2021,

including our manufacturing division, compared to the industry average of 0.70, according to the International Association of Oil & Gas Producers ("IOGP"). We prioritize safety in our equipment through mechanisms like AFEX fire control, which is installed on all of our field equipment and is designed to suppress fires immediately. We believe our excellent safety record is partly attributable to the standardization of our equipment, which makes it easier for mechanics and equipment operators to identify and diagnose problems with equipment before a safety hazard arises. Our fleets are also standardized to use Centipede™ mono-line, which has fewer iron connections on site and allows for a safer and quicker rig up versus traditional flow iron assemblies. Our streamlined, innovative equipment enables safer operations and time savings, mitigation of inefficiencies from shutdowns and improvements relative to the amount of horsepower required to put down hole. Additionally, our standardized equipment and in-house manufacturing capability allows us to rapidly assess operations as well as test new equipment while also reducing the complexity of our operations and lowering our training costs.

- **Focus on generating superior returns while maintaining a conservative balance sheet and financial policies** . We plan to maintain a conservative balance sheet, which will allow us to better react to potential changes in industry and market conditions and opportunistically grow our business. We had \$619.3 million of net senior debt, defined as total senior debt of \$648.0 million less \$28.7 million of cash and equivalents, as of March 31, 2022. On a pro forma basis, our net debt as of March 31, 2022 to our annualized Adjusted EBITDA for the three months ended March 31, 2022 was 0.94. Our 2022 capital expenditure budget, excluding acquisitions, is estimated to be in a range between \$240 million and \$290 million. We have budgeted approximately \$65 million to \$70 million to construct three electric-powered fleets. We are fully committed to building the three electric-powered fleets and have several customers interested in contracting these fleets. We intend to align fleet construction and other growth capital expenditures with visible customer demand, by strategically deploying new equipment in response to inbound customer requests and industry trends. Also included in our 2022 capital expenditure budget is \$25 million to \$30 million to construct the West Munger sand mine. The remainder of our 2022 capital expenditure budget, excluding acquisitions, will be used to fund maintenance capital expenditures, estimated to be \$2.75 million to \$3.0 million per fleet per year, and other growth initiatives such as upgrading Tier II fleets to Tier IV dual fuel fleets. We continually evaluate our capital expenditures and the amount that we ultimately spend will depend on a number of factors, including customer demand for new fleets and expected industry activity levels. We believe we will be able to fund our 2022 capital program from cash flows from operations. We are disciplined about deploying growth capital to our business, and expect investments in new fleets to have a simple payback of 2.0 years or fewer before investing. As a result of this approach, we believe that we operate one of the most profitable frac businesses and that our strategies and competitive advantages have contributed to our strong relative financial performance, as demonstrated by our history of positive EBITDA generation despite recent market volatility. Our vertical integration of key supply chains enables consistent cost management, low capital intensity and high conversion of EBITDA to cash flow, which we believe will help us deliver shareholder returns across market cycles, while maintaining a conservative balance sheet.

Recent developments

Partial Exercise of Underwriters' Over-Allotment Option

On June 6, 2022, ProFrac Holding Corp. completed the sale to the underwriters in the IPO of an additional 2,228,153 shares of Class A common stock at a price of \$18.00 per share (less the underwriting discounts and commissions) pursuant to the 30-day over-allotment option granted to the underwriters in connection with the IPO.

FTSI Acquisition

On March 4, 2022, ProFrac LLC acquired FTSI for a purchase price of approximately \$405.7 million, consisting of cash consideration of \$332.8 million and certain equity interests in ProFrac LLC of \$72.9 million. FTSI was one of the largest providers of hydraulic fracturing services in North America, with 1.3 million HHP as of December 31, 2021. FTSI averaged 13 active fleets (including 7 dual fuel fleets) in the fourth quarter of 2021, with operations in the Permian Basin, Eagle Ford Shale, Midcontinent, Haynesville Shale and Uinta Basin. FTSI activated its first Tier 4 DGB fleet in January 2022 to bring its active fleet count to 14. Following the FTSI Acquisition, we are in the process of retiring the remaining 11 idle fleets, and we expect to use those fleets in our maintenance operations. In calendar year 2021, FTSI had increased its average pumping hours per day by over 75% since the first quarter of 2018 and its fleets pumped, on average, more days per month than any prior year in its existence. FTSI enjoyed an industry-leading maintenance capex per fleet of \$2.6 million during 2021, which is approximately 40% to 50% below the estimated average per-fleet maintenance capex of its peers. FTSI recently reached an agreement to build and deploy a new fleet outfitted with Caterpillar Inc.'s Tier IV DGB engines to a large, independent exploration and production company on a dedicated basis. The agreement offers pricing and utilization levels that we believe will allow us to recoup over two-thirds of the associated capital investment over an initial term of 18 months. We believe the FTSI Acquisition could result in potential synergies, in the form of annual cost reductions, of approximately \$55 million (consisting of annual reductions in cost of sales of approximately \$35 million, maintenance capex of approximately \$10 million and selling, general and administrative expenses of approximately \$10 million). We calculated these potential synergies based on the differences between FTSI's historical third party costs associated with equipment repairs and rebuilds, and our historical costs of conducting equivalent repairs and rebuilds in-house.

In connection with the completion of the FTSI Acquisition, FTSI conveyed to Wilks Development, LLC, an affiliate of ProFrac LLC, substantially all of FTSI's owned real property, consisting primarily of FTSI's hydraulic fracturing equipment manufacturing facilities, in exchange for cash consideration of approximately \$44.4 million (the "FTSI Sale Leaseback"). We will lease such real property from Wilks Development, LLC in exchange for aggregate monthly lease payments of \$51.6 million through March 2032. See "Certain Relationships and Related Party Transactions—Wilks Development Lease Agreement."

We funded the approximately \$332.8 million cash consideration for the FTSI Acquisition, and our associated expenses, with a combination of borrowings under the New Term Loan Credit Facility (as defined herein) and the New ABL Credit Facility (as defined herein), ProFrac LLC's cash on hand, proceeds from the FTSI Sale Leaseback and approximately \$44.0 million in subordinated debt financing from THRC Holdings, LP, a Texas limited partnership that is controlled by Dan Wilks ("THRC Holdings") and Equify Financial, LLC, an affiliate of the Wilks. In addition, THRC Holdings, which owned approximately 19.5% of FTSI, agreed to retain that interest in FTSI in lieu of receiving cash pursuant to the FTSI Merger Agreement. Immediately following the closing of the cash acquisition pursuant to the FTSI Merger Agreement, ProFrac LLC distributed the 80.5% of the FTSI equity it acquired in such merger to Farris Wilks and THRC Holdings in a manner that resulted in each of them owning 50% of FTSI (the "FTSI Distribution"), with THRC Holdings receiving a smaller share of the FTSI Distribution and instead retaining certain preferred equity in ProFrac LLC in lieu of its redemption in connection with such distribution (such ProFrac LLC equity, the "THRC FTSI Related Equity"). Immediately following the FTSI Distribution, FTSI contributed all of its subsidiaries, business and assets to ProFrac LLC in exchange for common equity interests in ProFrac LLC with a value equal to the net fair market value of such subsidiaries, business and assets. As a result, the former subsidiaries, business and assets of FTSI, other than those subject to the FTSI Sale Leaseback, are wholly owned by us.

Agreement to Acquire the SP Companies

On June 16, 2022, ProFrac Holdings II LLC (“ProFrac II LLC”) entered into a Membership Interest Purchase Agreement (the “SP Companies Purchase Agreement”) by and among ProFrac II LLC, FoxRock Ranch Holding Company, LLC (“SP Seller”), SP Silica of Monahans, LLC (“SP Monahans”) and SP Silica Sales, LLC (“SP Sales” and, together with SP Monahans, the “SP Companies”). Pursuant to the SP Companies Purchase Agreement, at the Closing (as defined in the SP Companies Purchase Agreement), upon the terms and subject to the conditions set forth in the SP Companies Purchase Agreement, ProFrac II LLC has agreed to purchase from SP Seller 100% of the issued and outstanding membership interests of each of the SP Companies for a purchase price of \$90,000,000 in cash, subject to certain customary working capital, indebtedness and other adjustments at the time of the closing (the “SPS Acquisition”).

The closing of the transactions contemplated by the SP Companies Purchase Agreement is to take place on the third business day after the satisfaction or waiver of all conditions to the obligations of the parties to consummate such transactions. As a result, we can offer no assurance that the acquisition of the SP Companies will be consummated or as to its ultimate timing. In connection with the closing of the SPS Acquisition, ProFrac II LLC would acquire, among other things, an in-basin frac sand facility and related mining operations in the Permian Basin.

Agreement to Acquire U.S. Well Services, Inc.

As previously disclosed in the Company’s Current Report on Form 8-K filed with the SEC on June 24, 2022 (the “USWS Merger 8-K”), on June 21, 2022, the Company entered into an Agreement and Plan of Merger (the “USWS Merger Agreement”), by and among the Company, USWS, and Thunderclap Merger Sub I, Inc., a Delaware corporation and an indirect subsidiary of the Company (“Merger Sub”). The USWS Merger Agreement provides for, among other things, the merger of Merger Sub with and into USWS, with USWS surviving the merger as the surviving corporation and an indirect subsidiary of the Company (the “Merger”).

Based on the closing price of the Company’s Class A Common Stock (as reported on the Nasdaq Global Select Market) of \$21.49 per share on June 21, 2022, the last trading day prior to announcement of the USWS Merger Agreement, the transaction represents aggregate stock consideration of approximately \$93 million and a consideration per share of Class A Common Stock of USWS, par value \$0.0001 per share (the “USWS Common Stock”) of \$1.21. After giving effect to the conversions of certain securities of USWS, as described in the USWS Merger 8-K, the total stock consideration payable to USWS stockholders and holders of USWS equity awards, based on the Company’s Class A Common Stock June 21, 2022 closing price, would be approximately \$270 million.

The acquisition is expected to be completed in the fourth quarter of 2022. However, the completion of the acquisition is subject to the satisfaction of customary closing conditions, including the approval of USWS stockholders, as described in the USWS Merger 8-K. As a result, we can offer no assurance that the acquisition of USWS will be consummated or as to its ultimate timing.

New Term Loan Credit Facility

On March 4, 2022, ProFrac LLC, ProFrac II LLC, as borrower (in such capacity, the “Term Loan Borrower”), and certain of the Term Loan Borrower’s wholly owned subsidiaries as obligors, entered into a senior secured term loan credit agreement (the “New Term Loan Credit Facility”), with a group of lenders with Piper Sandler Finance LLC, as administrative agent and collateral agent. The New Term Loan Credit Facility provides for a term loan facility in an aggregate principal amount of \$450.0 million. As of March 31, 2022, the Term Loan Borrower had

\$450.0 million outstanding under the New Term Loan Credit Facility. Our New Term Loan Credit Facility matures on March 4, 2025.

New ABL Credit Facility

On March 4, 2022, ProFrac LLC, ProFrac II LLC, as borrower (in such capacity, the “ABL Borrower”), and certain of the ABL Borrower’s wholly owned subsidiaries as obligors, entered into a senior secured asset-based revolving credit agreement (as amended, the “New ABL Credit Facility”), with a group of lenders with JPMorgan Chase Bank N.A., as administrative agent and collateral agent. The New ABL Credit Facility provides for an asset-based revolving credit facility with a borrowing base and lender commitments of \$100.0 million. The New ABL Credit Facility has a borrowing base composed of certain eligible accounts receivable and eligible inventory less customary reserves, as redetermined monthly. As of March 31, 2022, the maximum availability under the New ABL Credit Facility was the aggregate lender commitments of \$100.0 million with \$70.7 million of borrowings outstanding and \$9.2 million of letters of credit outstanding, resulting in approximately \$20.1 million of remaining availability. Our New ABL Credit Facility matures on the earlier of (i) March 4, 2027 and (ii) 91 days prior to the stated maturity of any material indebtedness (other than the First Financial Loan).

FHE Investment

In February 2022, we acquired the preferred equity in FHE for \$45.95 million. We believe FHE’s products and services, which include proprietary completion equipment and related services, will improve the efficiency and safety of our frac services, while allowing us to expand our manufacturing capabilities and suite of completion services. Currently, FHE has an installed base of approximately 175 RigLock™ systems, one of their flagship products, servicing a number of market-leading E&P and oilfield services operators.

Flotek Investment

On February 2, 2022, we entered into an agreement with Flotek, a technology-driven, specialty green chemicals and logistics provider, pursuant to which Flotek will provide full downhole chemistry solutions for a minimum of ten hydraulic fleets or 33% of our Pre-Acquisition Fleets for three years starting on April 1, 2022, at a price of cost plus 7% (“Flotek Supply Agreement”). In exchange for entry into the Flotek Supply Agreement, we received \$10 million in initial principal amount of notes that are convertible into Flotek common stock and acquired an additional \$10 million in principal amount of such notes in a related private offering transaction. Our equity ownership in Flotek on a fully diluted basis as a result of this investment was greater than 16%. In addition, we were permitted to designate up to two new directors to Flotek’s board of directors.

On May 17, 2022, we and Flotek entered into an amendment to the Flotek Supply Agreement (the “Flotek Supply Agreement Amendment”) to increase the term to ten years and increase the scope to 30 fleets. In exchange for our entry into the Flotek Supply Agreement Amendment, Flotek issued us \$50 million in initial principal amount of notes that are convertible into Flotek common stock. We are permitted to designate two additional directors, or up to four new directors to Flotek’s board of directors.

The Flotek Supply Agreement Amendment includes a minimum annual volume commitment whereby we are obligated to pay Flotek liquidated damages equal to 25% of the shortfall for such year, should we fail to meet the minimum purchase amount. We estimate that the current supply agreement would lead to a shortfall payment of approximately \$40 million per year if we do not purchase any chemicals from Flotek. We currently expect to be able to fulfill the minimum annual volume commitment on the greater of 10 fleets or 33% of our Pre-Acquisition Fleets pursuant to the Flotek Supply Agreement Amendment.

The notes issued to ProFrac accrue paid-in-kind interest at a rate of 10% per annum, have a maturity of one year, and convert into common stock of Flotek (a) at the holder's option at any time prior to maturity, at a price of \$1.088125 per share, (b) at Flotek's option, if the volume-weighted average trading price of Flotek's common stock equals or exceeds \$2.50 for 20 trading days during a 30 consecutive trading day period, or (c) at maturity, at a price of \$0.8705 (the "Convertible Notes").

On June 17, 2022, we entered into an agreement with Flotek, pursuant to which we purchased pre-funded warrants (the "Prefunded Warrants") at a price of \$19,500,000 in cash, permitting us to purchase 13,104,839 shares of common stock of Flotek at an exercise price equal to \$0.0001 per share (the "Flotek Securities Purchase Agreement"). We may not receive any voting or consent rights in respect of the Prefunded Warrants or the underlying shares unless and until (i) Flotek has obtained approval from a majority of its shareholders excluding us and (ii) we have paid an additional \$4,500,000 to Flotek.

We believe the Flotek Supply Agreement Amendment, the Convertible Notes and the Flotek Securities Purchase Agreement demonstrate our commitment to our vertical integration strategy and provide greater control over our supply chain, monetize procurement demand and provide a hedge against price increases in completion chemicals by securing a fixed price contract for such chemicals.

West Munger Acquisition

In December 2021, we acquired approximately 6,700 acres near Lamesa, Texas, which we refer to as West Munger, that we are developing into an in-basin Permian Basin frac sand resource. We acquired West Munger for aggregate consideration equal to 2,117,227 shares of our Class A common stock (the "West Munger Acquisition"), 2,114,273 of which were issued to the West Munger sellers in connection with the closing of the IPO and 2,954 shares of which were issued subsequently as a true-up. We are in the process of installing mining and processing facilities at the site that would permit us to mine and process two million tons of sand per year and we expect such facilities to be operational in the third quarter of 2022. The acquisition increases our proppant production capacity while mitigating supply chain constraints and operational disruptions.

Electric fleets

We are party to an agreement with USWS that permits us to purchase up to 20 licenses for its Clean Fleet[®] electric frac, or "efrac" technology. We have purchased three licenses, and we expect to begin deploying the first of these electric-powered hydraulic fracturing fleets in the second quarter of 2022, and we have two more under construction, which we expect to be ready for deployment during the second half of 2022. These fleets significantly reduce emissions, sound pollution and fuel consumption when compared to Tier II diesel fleets without sacrificing strong operational performance. We intend to align additional fleet construction with visible customer demand and to use our vertically integrated manufacturing facility to build the units, leading to what we believe will be the lowest capital cost electric frac technology in the market.

Principal shareholders

The Wilks are our principal shareholders. Prior to founding ProFrac in 2016, the Wilks founded the predecessor to FTSI in 2000, which they grew into one of the largest North American hydraulic fracturing companies based on HHP before selling their interest in that business in 2011. Combined, Dan Wilks and Farris Wilks have more than 75 years' experience in the energy and energy services sectors.

The Wilks will beneficially own approximately 68.4% of our Class A common stock and approximately 96.4% of our Class B common stock, collectively representing approximately 88.6% of the voting power of the Company.

We are also a party to certain agreements with other businesses owned by or affiliated with the Wilks. For a description of these agreements, please read “Certain Relationships and Related Party Transactions.”

Initial Public Offering and Corporate Reorganization

On May 17, 2022, ProFrac Holding Corp. completed the IPO of 16,000,000 shares of Class A common stock, par value \$0.01 per share (the “Class A common stock”) at a price to the public of \$18.00 per share. After deducting underwriting discounts and commissions, ProFrac Holding Corp. received net proceeds of approximately \$273.4 million.

On June 6, 2022, the underwriters in the IPO partially exercised their over-allotment option to purchase an additional 2,228,153 shares of Class A common stock at a price of \$18.00 per share. After deducting underwriting discounts and commissions, ProFrac Holding Corp. received net proceeds of approximately \$37.5 million.

ProFrac Holding Corp. used \$72.9 million of the net proceeds to redeem the membership ownership interests from the then-existing owners of THRC FTSI Related Equity and contributed the remaining proceeds to ProFrac LLC. ProFrac LLC used the remaining proceeds (i) to pay down \$143.8 million of the outstanding borrowings under the New Term Loan Credit Facility, (ii) to fully pay the \$22.0 million of the outstanding borrowings of the Backstop Note, (iii) to pay down \$22.0 million of the outstanding borrowings of the Closing Date Note, (iv) to pay down \$20.8 million of the outstanding borrowings of the Equify Bridge Note and (v) for general corporate uses and additional repayment of debt.

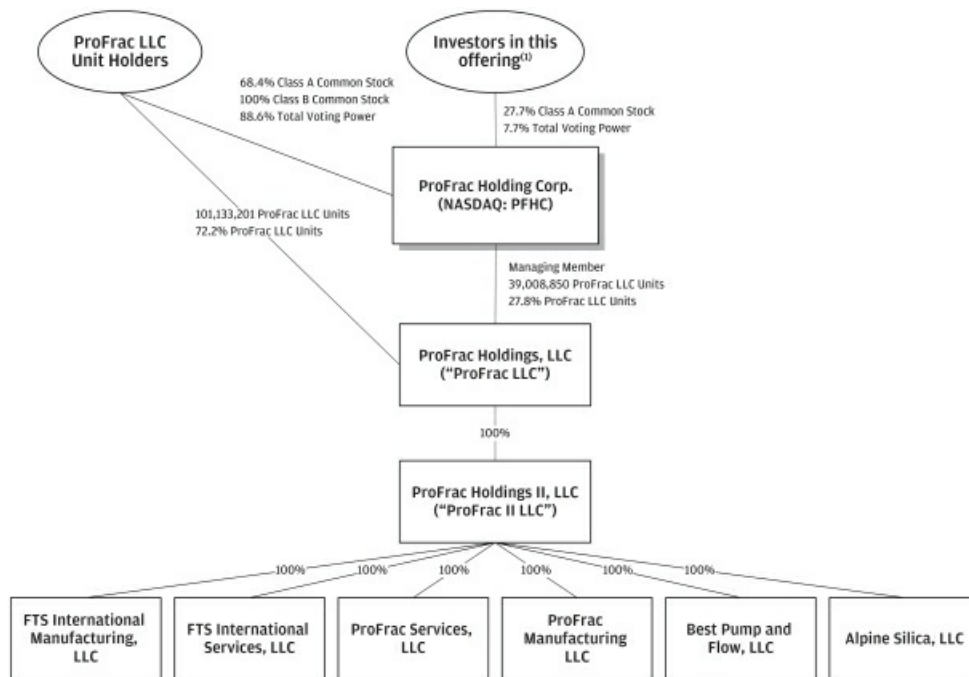
In connection with the IPO and as part of the Corporate Reorganization, ProFrac Holding Corp. and ProFrac LLC completed the following transactions:

- ProFrac LLC amended and restated its limited liability company agreement (the “ProFrac LLC Agreement”) to, among other things, provide for a single class of common units representing ownership interests in ProFrac LLC and provide a mechanism pursuant to which each of the holders of ProFrac LLC Units (any holder of ProFrac LLC Units other than ProFrac Holding Corp. and its wholly-owned subsidiaries, “ProFrac LLC Unit Holders”) has, subject to certain limitations, the right (the “Redemption Right”) to cause ProFrac LLC to acquire all or a portion of its ProFrac LLC Units for shares of Class A common stock of ProFrac Holding Corp. on a one-for-one basis or, at ProFrac LLC’s election, an equivalent amount of cash. Alternatively, upon the exercise of the Redemption Right, ProFrac Holding Corp. (instead of ProFrac LLC) will have the right (the “Call Right”) to, for administrative convenience, acquire each tendered ProFrac LLC Unit directly from the redeeming ProFrac LLC Unit Holder for, at its election, (x) one share of Class A common stock, subject to conversion rate adjustments for stock splits, stock dividends and reclassification and other similar transactions, or (y) an equivalent amount of cash. In connection with any redemption of ProFrac LLC Units pursuant to the Redemption Right or the Call Right, the corresponding number of shares of Class B common stock, par value \$0.01 per share, of ProFrac Holding Corp. (the “Class B common stock”) will be cancelled;
- ProFrac Holding Corp. amended and restated its certificate of incorporation and bylaws to, among other things, authorize (i) 600,000,000 shares of Class A common stock, (ii) 400,000,000 shares of Class B common stock, and (iii) 50,000,000 shares of preferred stock, par value \$0.01 per share (the “preferred stock”). Shares of Class A common stock have one vote per share and have economic rights. Shares of Class B common stock have no economic rights, but have one vote per share;
- Existing owners of ProFrac LLC exchanged their membership interests in ProFrac LLC for ProFrac LLC Units;

- Each ProFrac LLC Unit Holder received a number of shares of Class B common stock equal to the number of ProFrac LLC Units held by such ProFrac LLC Unit Holder following the IPO in exchange for a cash payment equal to the par value of such shares;
- ProFrac Holding Corp. entered into a tax receivable agreement (the “Tax Receivable Agreement”) with certain of the ProFrac LLC Unit Holders (each such person or its permitted transferees, a “TRA Holder”, and collectively, the “TRA Holders”); and
- The board of directors of ProFrac Holding Corp. (the “Board”) adopted the ProFrac Holding Corp. 2022 Long Term Incentive Plan (the “2022 Plan” or “long term incentive plan”) to incentivize individuals providing services to ProFrac Holding Corp. and its subsidiaries and affiliates. The total number of shares reserved for issuance under the 2022 Plan that may generally be issued pursuant to awards granted under the 2022 Plan is 3,120,708. The 2022 Plan is administered by the Board, except to the extent the Board elects a committee of directors to administer the 2022 Plan.

After giving effect to these transactions and the IPO, ProFrac Holding Corp. directly and indirectly owns an approximate 27.8% interest in ProFrac LLC, and the ProFrac LLC Unit Holders will own an approximate 72.2% interest in ProFrac LLC and all of our Class B common stock. Please see “—Principal and Selling Stockholders” for additional information.

The following diagram indicates our simplified ownership structure immediately following this offering.



(1) Includes an aggregate of 5,200,000 shares of Class A common stock purchased in the IPO by THRC Holdings, the Farris and Jo Ann Wilks 2022 Family Trust and their affiliates.

Summary risk factors

Investing in our Class A common stock involves risks. You should carefully read the section of this prospectus entitled “Risk Factors” beginning on page 36 and the other information in this prospectus for an explanation of these risks before investing in our Class A common stock. In particular, the following considerations may offset our competitive strengths or have a negative effect on our strategy or operating activities, which could cause a decrease in the price of our Class A common stock and a loss of all or part of your investment.

Risks related to our business

- Our business and financial performance depends on the oil and natural gas industry and particularly on the level of capital spending and E&P activity within the United States and in the basins in which we operate.
- The COVID-19 pandemic reduced demand for our services and could, in the future, have a material adverse effect on our operations, business and financial results.
- The cyclical nature of the oil and natural gas industry may cause our operating results to fluctuate.
- The political environment in oil and natural gas producing regions, including uncertainty or instability resulting from civil disorder, terrorism or war, such as the recent conflict between Russia and Ukraine, may materially affect our operating results.
- We face significant competition that may cause us to lose market share.
- Our business depends upon our ability to obtain specialized equipment, parts and key raw materials from third-party suppliers, and we may be vulnerable to delayed deliveries and future price increases.
- We currently rely on a limited number of suppliers for major equipment to build new electric-powered hydraulic fracturing fleets utilizing Clean Fleet® technology, and our reliance on these vendors exposes us to risks including price and timing of delivery.
- Reliance upon a few large customers may adversely affect our revenue and operating results.
- We are exposed to counterparty credit risk. Nonpayment and nonperformance by our customers, suppliers or vendors could adversely impact our operations, cash flows and financial condition.
- Oil and natural gas companies' operations using hydraulic fracturing are substantially dependent on the availability of water. Restrictions on the ability to obtain water for E&P activities and the disposal of flowback and produced water may impact their operations and have a corresponding adverse effect on our business, results of operations and financial condition.
- We rely on a few key employees whose absence or loss could adversely affect our business.
- A negative shift in investor sentiment of the oil and gas industry has had and could in the future have adverse effects on our customers' operations and ability to raise debt and equity capital.
- Our operations require substantial capital and we may be unable to obtain needed capital or financing on satisfactory terms or at all, which could limit our ability to grow.
- Concerns over general economic, business or industry conditions may have a material adverse effect on our results of operations, liquidity and financial condition.

- Our indebtedness and liquidity needs could restrict our operations and make us more vulnerable to adverse economic conditions.
- Restrictions in our debt agreements and any future financing agreements may limit our ability to finance future operations, meet capital needs or capitalize on potential acquisitions and other business opportunities.
- Our operations are subject to unforeseen interruptions and hazards inherent in the oil and natural gas industry, for which we may not be adequately insured and which could cause us to lose customers and substantial revenue.
- Inaccuracies in our estimates of mineral reserves and resource deposits, or deficiencies in our title to those deposits, could result in our inability to mine the deposits or require us to pay higher than expected costs.
- Increasing trucking regulations may increase our costs and negatively impact our results of operations.
- We are subject to cyber security risks. A cyber incident could occur and result in information theft, data corruption, operational disruption and/or financial loss. If we are unable to fully protect our intellectual property rights, or if we are adversely affected by disputes regarding intellectual property rights of third parties, we may suffer a loss in our competitive advantage or market share.
- Following the FTSI Acquisition, our fleet includes substantial legacy capacity that may require increased levels of maintenance and capital expenditures to be maintained in good operating condition, is less efficient than our Pre-Acquisition Fleets, and may be subject to a higher likelihood of mechanical failure, an inability to economically return to service or requirement to be scrapped. If we are unable to manage retiring some portion of our fleet efficiently, or if we are unable meet the changing needs of our customers, our results will deteriorate and our financial position and cash flows could be materially adversely affected.

Risks related to environmental and regulatory matters

- Our operations and the operations of our customers are subject to environmental, health and safety laws and regulations, and future compliance, claims, and liabilities relating to such matters may have a material adverse effect on our results of operations, financial position or cash flows.
- Our operations, and those of our customers, are subject to a series of risks arising from climate change.
- Federal, state and local legislative and regulatory initiatives relating to hydraulic fracturing as well as governmental reviews and investment practices for such activities may serve to limit future oil and natural gas E&P activities and could have a material adverse effect on our results of operations and business.
- Conservation measures, commercial development and technological advances could reduce demand for oil and natural gas and our services.
- Additional restrictions on drilling activities intended to protect certain species of wildlife may adversely affect our ability to conduct completion activities.

Risks related to this offering and our Class A common stock

- ProFrac Holding Corp. is a holding company. ProFrac Holding Corp.'s only material asset is its equity interest in ProFrac LLC, and ProFrac Holding Corp. will accordingly be dependent upon distributions from ProFrac LLC to pay taxes, make payments under the Tax Receivable Agreement and cover its corporate and other overhead expenses.

- Conflicts of interest could arise in the future between us, on the one hand, and Dan Wilks and Farris Wilks and entities owned by or affiliated with them, on the other hand, concerning, among other things, business transactions, potential competitive business activities or business opportunities.
- The requirements of being a public company, including compliance with the reporting requirements of the Exchange Act and the requirements of Sarbanes-Oxley, may strain our resources, increase our costs and distract management, and we may be unable to comply with these requirements in a timely or cost-effective manner.
- The Wilks have the ability to direct the voting of a majority of our voting stock, and their interests may conflict with those of our other stockholders.
- A significant reduction by Dan Wilks and Farris Wilks of their ownership interests in us could adversely affect us.
- In certain cases, payments under the Tax Receivable Agreement may be accelerated and/or significantly exceed the actual benefits, if any, ProFrac Holding Corp. realizes in respect of the tax attributes subject to the Tax Receivable Agreement.
- We expect to be a “controlled company” within the meaning of the Nasdaq rules and, as a result, will qualify for and intend to rely on exemptions from certain corporate governance requirements.

Principal executive offices and internet address

Our principal executive offices are located at 333 Shops Boulevard, Suite 301, Willow Park, Texas 76087, and our telephone number is (254) 776-3722. Our website is located at <http://www.profrac.com>. We expect to make our periodic reports and other information filed with or furnished to the Securities and Exchange Commission (“SEC”) available, free of charge, through our website, as soon as reasonably practicable after those reports and other information are electronically filed with or furnished to the SEC. Information on our website or any other website is not incorporated by reference into this prospectus and does not constitute a part of this prospectus.

Emerging growth company status

As a company with less than \$1.07 billion in revenue during our last fiscal year, we qualify as an “emerging growth company” as defined in the Jumpstart Our Business Startups Act of 2012 (the “JOBS Act”). As an emerging growth company, we may, for up to five years, take advantage of specified exemptions from reporting and other regulatory requirements that are otherwise applicable generally to public companies. These exemptions include:

- the presentation of only two years of audited financial statements and only two years of related Management’s Discussion and Analysis of Financial Condition and Results of Operations in this prospectus;
- deferral of the auditor attestation requirement on the effectiveness of our system of internal control over financial reporting;
- exemption from the adoption of new or revised financial accounting standards until they would apply to private companies;
- exemption from compliance with any new requirements adopted by the Public Company Accounting Oversight Board requiring mandatory audit firm rotation or a supplement to the auditor’s report in which the

auditor would be required to provide additional information about the audit and the financial statements of the issuer; and

- reduced disclosure about executive compensation arrangements.

In addition, Section 107 of the JOBS Act also provides that an emerging growth company can use the extended transition period provided in Section 7(a)(2)(B) of the Securities Act of 1933, as amended (the "Securities Act") for complying with new or revised accounting standards. This permits an emerging growth company to delay the adoption of certain accounting standards until those standards would otherwise apply to private companies. We are choosing to take advantage of this extended transition period and, as a result, we will comply with new or revised accounting standards on the relevant dates on which adoption of such standards is required for private companies.

We may take advantage of these provisions until we are no longer an emerging growth company, which will occur on the earliest of (i) the last day of the fiscal year following the fifth anniversary of our IPO, (ii) the last day of the fiscal year in which we have more than \$1.07 billion in annual revenue which, as a result of the FTSI Acquisition, we expect may occur as of December 31, 2022, (iii) the date on which we issue more than \$1 billion of non-convertible debt over a three-year period and (iv) the date on which we are deemed to be a "large accelerated filer," as defined in Rule 12b-2 promulgated under the Securities Exchange Act of 1934, as amended (the "Exchange Act").

Controlled company status

Because the Wilks own 26,666,228 shares of Class A common stock and 97,447,865 ProFrac LLC Units (and an equal number of shares of Class B common stock), representing approximately 88.6% of the voting power of the Company, we are a controlled company under the Sarbanes-Oxley Act of 2002 ("Sarbanes-Oxley") and rules of Nasdaq. A controlled company is not required to have a majority of independent directors or to maintain an independent compensation or nominating and governance committee. As a controlled company, we are subject to rules of Sarbanes-Oxley that require us to have an audit committee composed entirely of independent directors.

If at any time we cease to be a controlled company, we will take all action necessary to comply with Sarbanes-Oxley and rules of Nasdaq, including by appointing a majority of independent directors to our board of directors and ensuring we have a compensation committee and nominating and governance committee composed of independent directors, subject to a permitted "phase-in" period. See "Management—Status as a Controlled Company."

The offering

Issuer	ProFrac Holding Corp.
Class A common stock offered by the selling stockholders	1,545,575 shares.
Class A common stock outstanding after this offering(1)	41,239,957 shares.
Class B common stock outstanding immediately after this offering	101,133,201 shares or one share for each ProFrac LLC Unit held by the ProFrac LLC Unit Holders. Shares of Class B common stock are non-economic and are not entitled to receive dividends. In connection with any redemption of ProFrac LLC Units pursuant to the Redemption Right or acquisition of ProFrac LLC Units pursuant to the Call Right, a corresponding number of shares of Class B common stock will be cancelled.
Voting power of Class A common stock after giving effect to this offering	27.8% (or 100.0% if all outstanding ProFrac LLC Units held by the ProFrac LLC Unit Holders were redeemed for newly issued shares of Class A common stock on a one-for-one basis).
Voting power of Class B common stock after giving effect to this offering	72.2% (or 0.0% if all outstanding ProFrac LLC Units held by the ProFrac LLC Unit Holders were redeemed for newly issued shares of Class A common stock on a one-for-one basis). The ProFrac LLC Unit Holders own, in the aggregate, 101,133,201 shares of Class B common stock, representing approximately 72.2% of the voting power of the Company.
Voting rights	Each share of our Class A common stock entitles its holder to one vote on all matters to be voted on by stockholders generally. Each share of our Class B common stock entitles its holder to one vote on all matters to be voted on by stockholders generally. Holders of our Class A common stock and Class B common stock vote together as a single class on all matters presented to our stockholders for their vote or approval, except as otherwise required by applicable law or by our amended and restated certificate of incorporation. See “Description of Capital Stock.”
Use of proceeds	We will not receive any of the proceeds from the sale of our Class A common stock by the Selling Stockholders.
Dividend policy	We do not anticipate paying any cash dividends on our Class A common stock. In addition, our existing debt agreements place, and we expect our future debt

agreements will place, certain restrictions on our ability to pay cash dividends. Please read “Dividend Policy.”

Redemption Rights of ProFrac LLC Unit Holders Under the ProFrac LLC Agreement, each ProFrac LLC Unit Holder, subject to certain limitations, has the right, pursuant to the Redemption Right, to cause ProFrac LLC to acquire all or a portion of its ProFrac LLC Units for, at ProFrac LLC’s election, (i) shares of our Class A common stock at a redemption ratio of one share of Class A common stock for each ProFrac LLC Unit redeemed, subject to conversion rate adjustments for stock splits, stock dividends and reclassifications and other similar transactions, or (ii) an equivalent amount of cash. Alternatively, upon the exercise of the Redemption Right, ProFrac Holding Corp. (instead of ProFrac LLC) will have the right, pursuant to the Call Right, to acquire each tendered ProFrac LLC Unit directly from the redeeming ProFrac LLC Unit Holder for, at its election, (x) one share of Class A common stock, subject to conversion rate adjustments for stock splits, stock dividends and reclassifications and other similar transactions, or (y) an equivalent amount of cash. In connection with any redemption of ProFrac LLC Units pursuant to the Redemption Right or acquisition of ProFrac LLC Units pursuant to the Call Right, a corresponding number of shares of Class B common stock held by the relevant ProFrac LLC Unit Holder will be cancelled. See “Certain Relationships and Related Party Transactions—ProFrac LLC Agreement.”

Listing and trading symbol Our Class A common stock is listed on Nasdaq under the symbol “PFHC.”

Risk factors You should carefully read and consider the information set forth under the heading “Risk Factors” and all other information set forth in this prospectus before deciding to invest in our Class A common stock.

(1) The number of shares of our Class A common stock outstanding after this offering is based on 41,237,003 shares outstanding as of June 17, 2022, plus 2,954 shares which were issued to certain of the West Munger Sellers under the terms of the Munger Right Agreement. Unless otherwise indicated, the figures above do not include shares to be issued in the USWS Acquisition described above or underlying equity awards or shares reserved for issuance under equity incentive plans. 509,467 restricted stock units with respect to 509,467 shares of our Class A common stock have been granted pursuant to equity awards under our existing equity incentive plan as of June 21, 2022. 3,120,708 shares of our Class A common stock are reserved for equity awards under our existing equity incentive plan as of June 17, 2022.

Summary historical and pro forma financial data

The following table presents summary historical consolidated financial data of ProFrac Predecessor and the unaudited pro forma financial data of ProFrac Holding Corp. as of the dates and for the periods indicated. The summary historical consolidated financial data as of and for the years ended December 31, 2021 and 2020 was derived from the audited financial statements appearing elsewhere in this prospectus. The summary historical consolidated financial data as of and for the three months ended March 31, 2022 and 2021 was derived from the unaudited historical financial statements included elsewhere in this prospectus. The unaudited historical financial statements were prepared on a basis consistent with that used in preparing our audited consolidated financial statements and include all adjustments, consisting of normal and recurring items, that we consider necessary for a fair presentation of our financial position and results of operations for the unaudited periods. The unaudited pro forma financial data was derived from the unaudited pro forma financial statements included elsewhere in this prospectus. Historical results are not necessarily indicative of future results.

The summary unaudited pro forma statement of operations and balance sheet data as of and for the three months ended March 31, 2022 and year ended December 31, 2021 have been prepared to give pro forma effect to (i) the expansion of ProFrac LLC's term loan credit facility (the "Old Term Loan Credit Facility") and related purchase of all the series A-1 and series B-1 preferred units in Basin Production and Completion LLC ("BPC" and, such repurchases collectively, the "BPC Acquisition"), (ii) the entry into the New Term Loan Credit Facility and the application of borrowings thereunder to fund a portion of the purchase price in the FTSI Acquisition and associated expenses and to repay in full the Old Term Loan Credit Facility, (iii) the issuance of subordinated debt to THRC Holdings and Equify Financial ("Equify"), the proceeds of which were used to fund a portion of the purchase price in the FTSI Acquisition, (iv) the completion of the FTSI Acquisition, (v) the Corporate Reorganization described under "Summary—Initial Public Offering and Corporate Reorganization" and (vi) the IPO and the application of the net proceeds therefrom, in the case of statements of operations information for the three months ended March 31, 2022 and for the year ended December 31, 2021, as if they had occurred on January 1, 2021, and in the case of balance sheet information, as if they had occurred on March 31, 2022.

This information is subject to and gives effect to the assumptions and adjustments described in the notes accompanying the unaudited pro forma financial statements included elsewhere in this prospectus. The unaudited pro forma financial data is presented for informational purposes only, should not be considered indicative of actual results of operations that would have been achieved had such transactions been consummated on the dates indicated and does not purport to be indicative of statements of financial position or results of operations as of any future date or for any future period.

The summary historical consolidated and combined and unaudited pro forma financial data presented below should be read in conjunction with "Risk Factors," "Management's Discussion and Analysis of Financial Condition and Results of Operations" and the consolidated financial statements of ProFrac Predecessor and the related notes and the pro forma financial statements of ProFrac Holding Corp. and the related notes and other financial data included elsewhere in this prospectus. Among other things, the historical and pro forma financial

statements include more detailed information regarding the basis of presentation for the information in the following tables.

	<u>ProFrac Predecessor Historical</u>		<u>ProFrac Holding Corp. Pro Forma</u>
	<u>Year ended December 31,</u>		<u>Year ended December 31,</u>
	2021	2020	2021
Statement of Operations Data:			
Total revenues	\$ 768,353	\$ 547,679	\$ 1,173,603
Total cost of revenues, exclusive of depreciation, depletion and amortization	570,122	432,570	886,869
Depreciation, depletion and amortization	140,687	150,662	223,218
Loss on disposal of assets, net	9,777	8,447	11,972
Selling, general and administrative	65,592	51,014	123,192
Interest expense, net	25,788	23,276	36,142
Reorganization items, net	—	—	894
Other expense (income)	111	(324)	29,544
Income tax (benefit) provision	(186)	582	(116)
Net loss	(43,538)	(118,548)	(138,112)
Net loss attributable to noncontrolling interest	(1,118)	(1,143)	(99,979)
Net loss attributable to ProFrac Predecessor	\$ (42,420)	\$ (117,405)	\$ (38,133)
Pro Forma Per share information:			
Net loss per common share:			
Basic			\$ (0.92)
Diluted			\$ (0.92)
Weighted average common share outstanding:			
Basic			41,237
Diluted			41,237
Balance Sheet Data (as of end of period):			
Cash and equivalents	\$ 5,376	\$ 2,952	
Property, plant and equipment, net	\$ 363,687	\$ 429,684	
Total assets	\$ 664,570	\$ 577,277	
Total Long-term debt	\$ 269,773	\$ 260,229	
Total equity	\$ 148,110	\$ 176,812	
Cash Flow Statement Data:			
Net cash provided by operating activities	\$ 43,942	\$ 45,054	
Net cash used in investing activities	\$ (78,383)	\$ (44,617)	
Net cash provided by (used in) financing activities	\$ 36,865	\$ (15,322)	
Other Data:			
Adjusted EBITDA(1)	\$ 134,688	\$ 72,797	\$ 170,264
Capital expenditures	\$ 87,400	\$ 48,037	\$ 131,300

	ProFrac Predecessor Historical		ProFrac Holding Corp. Pro Forma
	Three months ended March 31,		Three months ended March 31,
	2022	2021	2022
Statement of Operations Data:			
Total revenues	\$ 344,980	\$149,586	\$ 421,615
Total cost of revenues, exclusive of depreciation, depletion and amortization	232,599	118,306	292,278
Depreciation, depletion and amortization	44,216	35,461	56,788
Gain (loss) on disposal of assets, net	(154)	2,207	(159)
Selling, general and administrative	34,127	13,778	59,505
Interest expense, net	9,272	6,035	9,945
Reorganization items, net	12	—	(117)
Loss on extinguishment of debt	8,273	—	17,090
Other income	(8,243)	(187)	(8,243)
Income tax (benefit) provision	752	(25)	752
Net income (loss)	24,126	(25,989)	(6,224)
Net income (loss) attributable to noncontrolling interest	416	9	(4,301)
Net income (loss) attributable to ProFrac Predecessor	\$ 23,710	\$ (25,998)	\$ (1,923)
Pro Forma Per share information:			
Net income per common share:			
Basic			\$ (0.05)
Diluted			\$ (0.05)
Weighted average common share outstanding:			
Basic			41,237
Diluted			41,237
Balance Sheet Data (as of end of period):			
Cash and cash equivalents	\$ 28,654	\$ 9,718	\$ 35,156
Property, plant and equipment, net	\$ 619,771	\$386,283	\$ 619,771
Total assets	\$1,313,888	\$561,347	\$ 1,318,408
Total Long-term debt	\$ 578,004	\$260,194	\$ 361,377
Total equity	\$ 246,367	\$148,887	\$ 497,514
Cash Flow Statement Data:			
Net cash provided by operating activities	\$ 43,724	\$ 16,310	
Net cash used in investing activities	\$ (334,705)	\$ (2,930)	
Net cash provided by (used in) financing activities	\$ 316,319	\$ (6,614)	
Other Data:			
Adjusted EBITDA(1)	\$ 91,476	\$ 17,689	\$ 99,439
Capital expenditures	\$ 41,492	\$ 17,357	\$ 31,723

(1) For the definitions of Adjusted EBITDA and a reconciliation to their most directly comparable financial measure calculated and presented in accordance with GAAP, please read "—Non-GAAP Financial Measures."

Non-GAAP financial measures

Adjusted EBITDA and Adjusted EBITDA per fleet

Adjusted EBITDA and Adjusted EBITDA per fleet are non-GAAP financial measures and should not be considered as substitutes for net income, net loss, operating loss or any other performance measure derived in accordance with GAAP or as an alternative to net cash provided by operating activities as a measure of our profitability or liquidity. Adjusted EBITDA and Adjusted EBITDA per fleet are supplemental measures utilized by our management and other users of our financial statements such as investors, commercial banks, research analysts and others, to assess our financial performance because they allow us to compare our operating performance on a consistent basis across periods by removing the effects of our capital structure (such as varying levels of interest expense), asset base (such as depreciation and amortization) and items outside the control of our management team (such as income tax rates).

We view Adjusted EBITDA and Adjusted EBITDA per fleet as important indicators of performance. We define Adjusted EBITDA as our net income (loss), before (i) interest expense, net, (ii) income tax provision, (iii) depreciation, depletion and amortization, (iv) loss on disposal of assets and (v) other unusual or non-recurring charges, such as costs related to our initial public offering, non-recurring supply commitment charges, certain bad debt expense and gain on extinguishment of debt. We define Adjusted EBITDA per fleet for a particular period as Adjusted EBITDA calculated as a daily average of active fleets during the period.

We believe that our presentation of Adjusted EBITDA and Adjusted EBITDA per fleet will provide useful information to investors in assessing our financial condition and results of operations. In particular, we believe Adjusted EBITDA per fleet allows investors to compare the performance of our fleets across comparable periods and against the fleets of our competitors who may have different capital structures, which may make a fleet-for-fleet comparison more difficult. Net income (loss) is the GAAP measure most directly comparable to Adjusted EBITDA, and net income (loss) per fleet is the GAAP measure most directly comparable to Adjusted EBITDA per fleet. Adjusted EBITDA should not be considered as an alternative to net income (loss), and Adjusted EBITDA per fleet should not be considered as an alternative to net income (loss) per fleet. Adjusted EBITDA and Adjusted EBITDA per fleet have important limitations as analytical tools because they exclude some but not all items that affect the most directly comparable GAAP financial measure. You should not consider Adjusted EBITDA or Adjusted EBITDA per fleet in isolation or as a substitute for an analysis of our results as reported under GAAP. Because Adjusted EBITDA and Adjusted EBITDA per fleet may be defined differently by other companies in our industry, our definition of these non-GAAP financial measures may not be comparable to similarly titled measures of other companies, thereby diminishing their utility.

Reconciliation of net loss to Adjusted EBITDA and Adjusted EBITDA per fleet

	ProFrac		ProFrac
	Predecessor Historical		Holding Corp.
	Year ended		Pro Forma
	December 31,		Year ended
	2021	2020	December 31, 2021
Net loss	\$ (43,538)	\$ (118,548)	\$ (138,112)
Interest expense, net	25,788	23,276	36,142
Income tax (benefit) provision	(186)	582	(116)
Depreciation, depletion and amortization	140,687	150,662	223,218

[Table of Contents](#)

	ProFrac		ProFrac
	Predecessor	Historical	Holding
	Year ended		Corp.
	December 31,		Pro Forma
	2021	2020	Year ended
			December 31,
			2021
Loss on disposal of assets, net	9,777	8,447	11,972
Loss on extinguishment of debt	515	—	16,752
Bad debt expense, net of recoveries	(1,164)	2,778	(1,012)
Severance charges	500	—	500
Reorganization costs	2,060	—	2,954
Supply commitment charges	—	5,600	—
Equity method loss	—	—	13,196
Loss on foreign currency transactions	249	—	249
Impairments and other charges	—	—	4,521
Adjusted EBITDA	\$ 134,688	\$ 72,797	\$ 170,264
Active fleets	14	11	27
Adjusted EBITDA per fleet	\$ 9,621	\$ 6,618	\$ 6,365
Net loss per fleet	\$ (3,110)	\$ (10,777)	\$ (5,163)

	ProFrac		ProFrac
	Predecessor	Historical	Holding
	Three months ended		Corp.
	March 31,		Pro Forma
	2022	2021	Three months ended
			March 31,
			2022
Net income (loss)	\$ 24,126	\$ (25,989)	\$ (6,224)
Interest expense, net	9,272	6,035	9,945
Income tax provision (benefit)	752	(25)	752
Depreciation, depletion and amortization	44,216	35,461	56,788
Loss on disposal of assets, net	(154)	2,207	(159)
Loss on extinguishment of debt	8,273	—	17,090
Bad debt expense, net of recoveries	5	—	5
Loss on foreign currency transactions	12	—	12
Reorganization costs	55	—	(74)
FTSI – Stock based compensation	—	—	6,495
Acquisition related expense	13,019	—	22,909
Investment income	(8,100)	—	(8,100)
Adjusted EBITDA	\$ 91,476	\$ 17,689	\$ 99,439
Active fleets	22	15	31
Adjusted EBITDA per fleet	\$ 4,215	\$ 1,179	\$ 3,208
Net income (loss) per fleet	\$ 1,112	\$ (1,733)	\$ (201)

Cautionary statement regarding forward-looking statements

This prospectus contains forward-looking statements. Statements that are predictive in nature, that depend upon or refer to future events or conditions or that include the words “may,” “could,” “plan,” “project,” “budget,” “predict,” “pursue,” “target,” “seek,” “objective,” “believe,” “expect,” “anticipate,” “intend,” “estimate,” and other expressions that are predictions of or indicate future events and trends and that do not relate to historical matters identify forward-looking statements. Our forward-looking statements include statements about our business strategy, our industry, our future profitability, our expected capital expenditures and the impact of such expenditures on our performance, the costs of being a publicly traded corporation and our capital programs.

A forward-looking statement may include a statement of the assumptions or bases underlying the forward-looking statement. We believe that we have chosen these assumptions or bases in good faith and that they are reasonable. You are cautioned not to place undue reliance on any forward-looking statements. You should also understand that it is not possible to predict or identify all such factors and should not consider the following list to be a complete statement of all potential risks and uncertainties. Factors that could cause our actual results to differ materially from the results contemplated by such forward-looking statements include:

- uncertainty regarding the timing, pace and extent of an economic recovery in the United States and elsewhere, which in turn will likely affect demand for crude oil and natural gas and therefore the demand for our services;
- the level of production of crude oil, natural gas and other hydrocarbons and the resultant market prices of crude oil, natural gas, natural gas liquids and other hydrocarbons;
- the severity and duration of world health events, including the outbreak of the novel coronavirus (“COVID-19”) pandemic, related economic repercussions and the resulting severe disruption in the oil and gas industry and negative impact on demand for oil and gas, which has and may continue to negatively impact our business;
- a further decline or future decline in domestic spending by the onshore oil and natural gas industry;
- actions by members of the Organization of Petroleum Exporting Countries, Russia and other oil-producing countries (“OPEC+”) with respect to oil production levels and announcements of potential changes in such levels;
- the political environment in oil and natural gas producing regions, including uncertainty or instability resulting from civil disorder, terrorism or war, such as the recent conflict between Russia and Ukraine, which may negatively impact our operating results;
- changes in general economic and geopolitical conditions;
- competitive conditions in our industry;
- changes in the long-term supply of and demand for oil and natural gas;
- actions taken by our customers, competitors and third-party operators;
- a decline in demand for proppant;
- our ability to obtain permits, approvals and authorizations from governmental and third parties, and the effects of or changes to U.S. government regulation;

- changes in the availability and cost of capital;
- our ability to successfully implement our business plan;
- large or multiple customer defaults, including defaults resulting from actual or potential insolvencies;
- the effects of consolidation on our customers or competitors;
- the price and availability of debt and equity financing (including changes in interest rates);
- our ability to complete growth projects on time and on budget;
- our ability to integrate and realize the benefits expected from the FTSI Acquisition including any related synergies;
- our ability to finance, consummate, and realize the benefits expected from our recently announced agreements to acquire the “SP Companies and USWS, including any related synergies;
- introduction of new drilling or completion techniques, or services using new technologies subject to patent or other intellectual property protections;
- operating hazards, natural disasters, weather-related delays, casualty losses and other matters beyond our control;
- acts of terrorism, war or political or civil unrest in the United States or elsewhere;
- loss or corruption of our information or a cyberattack on our computer systems;
- the price and availability of alternative fuels and energy sources;
- federal, state and local regulation of hydraulic fracturing and other oilfield service activities, as well as E&P activities, including public pressure on governmental bodies and regulatory agencies to regulate our industry;
- the availability of water resources, suitable proppant and chemicals in sufficient quantities for use in hydraulic fracturing fluids;
- the effects of existing and future laws and governmental regulations (or the interpretation thereof) on us and our customers;
- the effects of future litigation; and
- other factors discussed in this prospectus.

You should not place undue reliance on our forward-looking statements. Although forward-looking statements reflect our good faith beliefs at the time they are made, forward-looking statements involve known and unknown risks, uncertainties and other factors, including the factors described under the heading “Risk Factors” any of which may cause our actual results, performance or achievements to differ materially from anticipated future results, performance or achievements expressed or implied by such forward-looking statements.

The risks included above and in this report and in our other filings with the SEC are not exhaustive. Except as required by law, we expressly disclaim any obligation or undertaking to release publicly any updates or revisions to any such statements to reflect any change in our expectations or any change in events, conditions or circumstances on which any such forward-looking statement is based. These cautionary statements qualify all forward-looking statements attributable to us or persons acting on our behalf.

Risk factors

Investing in our Class A common stock involves risks. You should carefully consider the risks described below with all of the other information included in this prospectus before deciding to invest in our Class A common stock. If any of the following risks were to occur, our business, financial condition, results of operations and cash flows could be materially adversely affected. In that case, the trading price of our Class A common stock could decline and you could lose all or part of your investment. These risk factors do not identify all risks that we face. Our operations could also be affected by factors, events, or uncertainties that are not presently known to us or that we currently do not consider to present material risks to our operations.

Risks related to our business

Our business and financial performance depends on the oil and natural gas industry and particularly on the level of capital spending and E&P activity within the United States and in the basins in which we operate, and a decline in prices for oil and natural gas may have an adverse effect on our revenue, cash flows, profitability and growth.

Demand for most of our services depends substantially on the level of capital expenditures in the United States by companies in the oil and natural gas industry. As a result, our operations are dependent on the levels of capital spending and activity in oil and gas exploration, development and production. A prolonged reduction in oil and gas prices would generally depress the level of oil and natural gas exploration, development, production, and well completion activity and would result in a corresponding decline in the demand for the hydraulic fracturing services that we provide. The significant decline in oil and natural gas prices that occurred in 2020 caused a reduction in our customers' spending and associated drilling and completion activities, which had an adverse effect on our revenue. While oil and natural gas prices have since increased, should prices again decline, similar declines in our customers' spending would have an adverse effect on our revenue. In addition, a worsening of these conditions may result in a material adverse impact on certain of our customers' liquidity and financial position resulting in further spending reductions, delays in the collection of amounts owing to us and similar impacts.

Many factors over which we have no control affect the supply of and demand for, and our customers' willingness to explore, develop and produce oil and natural gas, and therefore, influence prices for our services, including:

- the U.S. and non-U.S. supply of, and demand for, oil and natural gas;
- the level of prices, and expectations about future prices, of oil and natural gas;
- the level of global oil and natural gas E&P;
- the cost of exploring for, developing, producing and delivering oil and natural gas;
- the supply of and demand for drilling and hydraulic fracturing equipment;
- global or national health concerns, including health epidemics such as the ongoing COVID-19 pandemic;
- the expected decline rates of current production;
- inability to acquire or maintain necessary permits or mining or water rights;
- the price and quantity of foreign imports;
- political and economic conditions in oil and natural gas producing countries and regions, including the United States, the Middle East, Africa, South America and Russia;

Table of Contents

- actions by the members of OPEC+ and other oil-producing countries with respect to oil production levels and announcements of potential changes in such levels;
- speculative trading in crude oil and natural gas derivative contracts;
- the level of consumer product demand;
- the discovery rates of new oil and natural gas reserves;
- the availability of water resources, suitable proppant and chemical additives in sufficient quantities for use in hydraulic fracturing fluids;
- contractions in the credit market;
- the strength or weakness of the U.S. dollar;
- available pipeline and other transportation capacity;
- the levels of oil and natural gas storage;
- adverse weather conditions and other natural disasters;
- U.S. and non-U.S. tax policy;
- U.S. and non-U.S. governmental approvals and regulatory requirements and conditions;
- the continued threat of terrorism and the impact of military and other action, including military action in the Middle East;
- technical advances affecting energy consumption;
- the proximity and capacity of oil and natural gas pipelines and other transportation facilities;
- the price and availability of alternative fuels and energy sources;
- uncertainty in capital commodities markets and the ability of oil and natural gas producers to raise equity capital and debt financing;
- merger and divestiture activity among oil and natural gas producers;
- cyclical/seasonal business and dependence upon spending of our customers;
- competition among oilfield service and equipment providers;
- changes in transportation regulations that result in increased costs or administrative burdens; and
- overall domestic and global economic conditions.

These factors and the volatility of the energy markets make it extremely difficult to predict future oil and natural gas price movements with any certainty. Such a decline would have a material adverse effect on our business, results of operation and financial condition.

The COVID-19 pandemic reduced demand for our services and could, in the future, have a material adverse effect on our operations, business and financial results.

We face risks related to public health crises, including the COVID-19 pandemic. The effects of the COVID-19 pandemic, including travel bans, prohibitions on group events and gatherings, shutdowns of certain businesses,

[Table of Contents](#)

curfews, shelter-in-place orders and recommendations to practice social distancing in addition to other actions taken by both businesses and governments, resulted in a significant and swift reduction in international and U.S. economic activity. The collapse in the demand for oil caused by this unprecedented global health and economic crisis contributed to the significant decrease in crude oil prices in 2020 and adversely impacted the demand for our services and could, in the future, have a material adverse effect on our operations, business and financial results.

Since the beginning of 2021, the distribution of COVID-19 vaccines progressed and many government-imposed restrictions were relaxed or rescinded. However, we continue to monitor the effects of the pandemic on our customers, operations, and employees. These effects have included, and may continue to include, adverse revenue and net income effects, financial health of our customers and therefore their ability to drill and complete wells or pay for services provided, financial health of our suppliers and therefore their ability to deliver necessary goods and services, disruptions to our operations, and ultimately the financial health and results of the Company.

The extent to which our operating and financial results are affected by COVID-19 will depend on various factors and consequences beyond our control, such as the emergence of more contagious and harmful variants of the COVID-19 virus, the duration and scope of the pandemic, additional actions by businesses and governments in response to the pandemic, and the speed and effectiveness of responses to combat the virus. COVID-19, and the volatile regional and global economic conditions stemming from the pandemic, could also aggravate the other risk factors that we identify herein. While the effects of the COVID-19 pandemic have lessened recently in the United States, we cannot predict the duration or future effects of the pandemic, or more contagious and harmful variants of the COVID-19 virus, and such effects may materially adversely affect our operating and financial results in a manner that is not currently known to us or that we do not currently consider to present significant risks to our operations.

The cyclical nature of the oil and natural gas industry may cause our operating results to fluctuate.

We derive our revenues from companies in the oil and natural gas E&P industry, a historically cyclical industry with levels of activity that are significantly affected by the levels and volatility of oil and natural gas prices. We have experienced, and may in the future experience, significant fluctuations in operating results as a result of the reactions of our customers to changes in oil and natural gas prices. For example, prolonged low commodity prices experienced by the oil and natural gas industry during 2015, 2016 and recently in 2020, combined with adverse changes in the capital and credit markets, caused many E&P companies to reduce their capital budgets and drilling activity. This resulted in a significant decline in demand for oilfield services and adversely impacted the prices oilfield services companies could charge for their services. In addition, a majority of the service revenue we earn is based upon a charge for a relatively short period of time (for example, a day, a week or a month) for the actual period of time the service is provided to our customers. By contracting services on a short-term basis, we are exposed to the risks of a rapid reduction in market prices and utilization and resulting volatility in our revenues.

The ongoing military action between Russia and Ukraine could adversely affect our business, financial condition and results of operations.

On February 24, 2022, Russian military forces commenced a military operation in Ukraine, and sustained conflict and disruption in the region is likely. Although the length, impact and outcome of the ongoing military conflict in Ukraine is highly unpredictable, this conflict could lead to significant market and other disruptions, including significant volatility in commodity prices and supply of energy resources, instability in financial markets, supply chain interruptions, political and social instability, changes in consumer or purchaser preferences as well as increase in cyberattacks and espionage.

[Table of Contents](#)

Russia's recognition of two separatist republics in the Donetsk and Luhansk regions of Ukraine and subsequent military action against Ukraine have led to an unprecedented expansion of sanction programs imposed by the United States, the European Union, the United Kingdom, Canada, Switzerland, Japan and other countries against Russia, Belarus, the Crimea Region of Ukraine, the so-called Donetsk People's Republic and the so-called Luhansk People's Republic, including, among others:

- blocking sanctions against some of the largest state-owned and private Russian financial institutions (and their subsequent removal from the Society for Worldwide Interbank Financial Telecommunication ("SWIFT") payment system) and certain Russian businesses, some of which have significant financial and trade ties to the European Union;
- blocking sanctions against Russian and Belarusian individuals, including the Russian President, other politicians and those with government connections or involved in Russian military activities; and
- blocking of Russia's foreign currency reserves as well as expansion of sectoral sanctions and export and trade restrictions, limitations on investments and access to capital markets and bans on various Russian imports.

For further details on sanctions, see also "—Our business may be affected by sanctions, export controls and similar measures targeting Russia, as well as other responses to Russia's military action in Ukraine." The situation is rapidly evolving as a result of the conflict in Ukraine, and the United States, the European Union, the United Kingdom and other countries may implement additional sanctions, export controls or other measures against Russia, Belarus and other countries, regions, officials, individuals or industries in the respective territories. Such sanctions and other measures, as well as the existing and potential further responses from Russia or other countries to such sanctions, tensions and military actions, could adversely affect the global economy and financial markets and could adversely affect our business, financial condition and results of operations. Our manufacturing operations would be potentially vulnerable to interruptions in the supply of certain materials and metals, such as nickel, which are incorporated into raw materials we obtain from suppliers that we use in our manufacturing processes.

Our business may be affected by sanctions, export controls and similar measures targeting Russia, as well as other responses to Russia's military action in Ukraine.

As a result of Russia's military action in Ukraine, governmental authorities in the United States, the European Union and the United Kingdom, among others, launched an expansion of coordinated sanctions and export control measures, including:

- blocking sanctions on some of the largest state-owned and private Russian financial institutions (and their subsequent removal from SWIFT);
- blocking sanctions against Russian and Belarusian individuals, including the Russian President, other politicians and those with government connections or involved in Russian military activities;
- blocking sanctions against certain Russian businessmen and their businesses, some of which have significant financial and trade ties to the European Union;
- blocking of Russia's foreign currency reserves and prohibition on secondary trading in Russian sovereign debt and certain transactions with the Russian Central Bank, National Wealth Fund and the Ministry of Finance of the Russian Federation;
- expansion of sectoral sanctions in various sectors of the Russian and Belarusian economies and the defense sector;

Table of Contents

- United Kingdom sanctions introducing restrictions on providing loans to, and dealing in securities issued by, persons connected with Russia;
- restrictions on access to the financial and capital markets in the European Union, as well as prohibitions on aircraft leasing operations;
- sanctions prohibiting most commercial activities of U.S. and EU persons in Crimea and Sevastopol;
- enhanced export controls and trade sanctions targeting Russia's imports of technological goods as a whole, including tighter controls on exports and reexports of dual-use items, stricter licensing policy with respect to issuing export licenses, and/or increased use of "end-use" controls to block or impose licensing requirements on exports, as well as higher import tariffs and a prohibition on exporting luxury goods to Russia and Belarus;
- closure of airspace to Russian aircraft; and
- ban on imports of Russian oil, liquefied natural gas and coal to the United States.

As the conflict in Ukraine continues, there can be no certainty regarding whether the governmental authorities in the United States, the European Union, the United Kingdom or other countries will impose additional sanctions, export controls or other measures targeting Russia, Belarus or other territories.

Our business must be conducted in compliance with applicable economic and trade sanctions laws and regulations, including those administered and enforced by the U.S. Department of Treasury's Office of Foreign Assets Control, the U.S. Department of State, the U.S. Department of Commerce, the United Nations Security Council and other relevant governmental authorities. We must be ready to comply with the existing and any other potential additional measures imposed in connection with the conflict in Ukraine.

We do not currently have contracts directly with the entities or businesses on the sanctions list and we currently do not have operations, nor do we directly source materials from, Russia, Belarus, the Crimea Region of Ukraine, the so-called Donetsk People's Republic or the so-called Luhansk People's Republic. We continuously review and monitor our contractual relationships with suppliers and customers to establish whether any are the target of the applicable sanctions. In the unlikely event that we identify a party with which we have a business relationship that is the target of applicable sanctions, we would immediately activate a legal analysis of what gives rise to the business relationship, including any contract, to estimate the most appropriate course of action to comply with the sanction regulations, together with the impact of a contractual termination according to the applicable law, and then proceed as required by the regulatory authorities. However, given the range of possible outcomes, the full costs, burdens, and limitations on our and our customer's and business partners' businesses are currently unknown and may become significant.

Furthermore, even if an entity is not formally subject to sanctions, customers and business partners of such entity may decide to reevaluate or cancel projects with such entity for reputational or other reasons. As result of the ongoing conflict in Ukraine, many U.S. and other multi-national businesses across a variety of industries, including consumer goods and retail, food, energy, finance, media and entertainment, tech, travel and logistics, manufacturing and others, have indefinitely suspended their operations and paused all commercial activities in Russia and Belarus. Depending on the extent and breadth of sanctions, export controls and other measures that may be imposed in connection with the conflict in Ukraine, it is possible that our business, financial condition and results of operations could be materially and adversely affected.

We face significant competition that may cause us to lose market share.

The oilfield services industry is highly competitive and has relatively few barriers to entry. The principal competitive factors impacting sales of our services are price, reputation and technical expertise, equipment and

[Table of Contents](#)

service quality and health and safety standards. The market is also fragmented and includes numerous small companies capable of competing effectively in our markets on a local basis, as well as several large companies that possess substantially greater financial and other resources than we do. Our larger competitors' greater resources could allow those competitors to compete more effectively than we can. For instance, our larger competitors may offer services at below-market prices or bundle ancillary services at no additional cost our customers. We compete with large national and multi-national companies that have longer operating histories, greater financial, technical and other resources and greater name recognition than we do. Several of our competitors provide a broader array of services and have a stronger presence in more geographic markets.

Some jobs are awarded on a bid basis, which further increases competition based on price. Pricing is often the primary factor in determining which qualified contractor is awarded a job. The competitive environment may be further intensified by mergers and acquisitions among oil and natural gas companies or other events that have the effect of reducing the number of available customers. As a result of a combination of continued pressure from increased competition which began during the second half of 2018 and 2019 and decreased demand for our services in 2020 due to the COVID-19 pandemic, we had to lower the prices for our services, which adversely affected our results of operations. If competition remains the same or increases as a result of a continued industry downturn or future industry downturns, we may be required to lower our prices, which would adversely affect our results of operations. In the future, we may lose market share or be unable to maintain or increase prices for our present services or to acquire additional business opportunities, which could have a material adverse effect on our business, financial condition, results of operations and cash flows.

Our competitors may be able to respond more quickly to new or emerging technologies and services and changes in customer requirements. The amount of equipment available may exceed demand, which could result in active price competition. In addition, depressed commodity prices lower demand for hydraulic fracturing equipment, which results in excess equipment and lower utilization rates. In addition, some E&P companies have commenced completing their wells using their own hydraulic fracturing equipment and personnel. Any increase in the development and utilization of in-house fracturing capabilities by our customers could decrease the demand for our services and have a material adverse impact on our business.

In addition, competition among oilfield service and equipment providers is affected by each provider's reputation for safety and quality. We cannot assure that we will be able to maintain our competitive position.

Our business depends upon our ability to obtain specialized equipment, parts and key raw materials from third-party suppliers, and we may be vulnerable to delayed deliveries and future price increases.

While we operate a vertically integrated business, we purchase certain specialized equipment, parts and raw materials from third party suppliers and affiliates. At times during the commodity price cycle, there is a high demand for hydraulic fracturing and other oilfield services and extended lead times to obtain equipment and raw materials needed to provide these services. Should our current suppliers be unable or unwilling to provide the necessary equipment, parts or raw materials or otherwise fail to deliver the products timely and in the quantities required, any resulting delays in the provision of our services could have a material adverse effect on our business, financial condition, results of operations and cash flows. In addition, future price increases for this type of equipment, parts and raw materials could negatively impact our ability to purchase new equipment, to update or expand our existing fleet, to timely repair equipment in our existing fleet or meet the current demands of our customers.

We currently rely on a limited number of suppliers for major equipment to build new electric-powered hydraulic fracturing fleets utilizing Clean Fleet® technology, and our reliance on these vendors exposes us to risks including price and timing of delivery.

We currently rely on a limited number of suppliers for major equipment to build our new electric-powered hydraulic fracturing fleets utilizing Clean Fleet® technology. During periods in which fracturing services are in high demand, we may experience delays in obtaining certain parts that are used in fabricating and assembling our fleets. If demand for hydraulic fracturing fleets or the components necessary to build such fleets increases or these vendors face financial distress or bankruptcy, these vendors may not be able to provide the components necessary to construct our electric-powered hydraulic fracturing fleets on schedule or at the current price. If this were to occur, we could be required to seek other suppliers for major equipment to build our electric-powered hydraulic fracturing fleets, which may adversely affect our revenues or increase our costs.

Reliance upon a few large customers may adversely affect our revenue and operating results.

The majority of our revenue is generated from our hydraulic fracturing services. Due to the large percentage of our revenue historically derived from our hydraulic fracturing services with recurring customers and the limited availability of our fracturing units, we have had some degree of customer concentration. Our top ten customers represented approximately 50.8% and 52.8% of our consolidated revenue for the years ended December 31, 2021 and 2020, respectively on a pro forma basis. It is likely that we will depend on a relatively small number of customers for a significant portion of our revenue in the future. If a major customer fails to pay us, cash flow from operations would be impacted and our operating results and financial condition could be harmed. Additionally, if we were to lose any material customer, we may not be able to redeploy our equipment at similar utilization or pricing levels and such loss could have an adverse effect on our business until the equipment is redeployed at similar utilization or pricing levels.

We are exposed to counterparty credit risk. Nonpayment and nonperformance by our customers, suppliers or vendors could adversely impact our operations, cash flows and financial condition.

Weak economic conditions and widespread financial distress, including the significantly reduced global and national economic activity caused by the COVID-19 pandemic, could reduce the liquidity of our customers, suppliers or vendors, making it more difficult for them to meet their obligations to us. We are therefore subject to heightened risks of loss resulting from nonpayment or nonperformance by our customers, suppliers and vendors. Severe financial problems encountered by our customers, suppliers and vendors could limit our ability to collect amounts owed to us, or to enforce the performance of obligations owed to us under contractual arrangements. In the event that any of our customers was to enter into bankruptcy, we could lose all or a portion of the amounts owed to us by such customer, and we may be forced to cancel all or a portion of our service contracts with such customer at significant expense to us.

In addition, nonperformance by suppliers or vendors who have committed to provide us with critical products or services could raise our costs or interfere with our ability to successfully conduct our business. All of the above may be exacerbated in the future as the COVID-19 outbreak and the governmental responses to the outbreak continue. These factors, combined with volatile prices of oil and natural gas, may precipitate a continued economic slowdown and/or a recession.

Oil and natural gas companies' operations using hydraulic fracturing are substantially dependent on the availability of water. Restrictions on the ability to obtain water for E&P activities and the disposal of flowback and produced water may impact their operations and have a corresponding adverse effect on our business, results of operations and financial condition.

Water is an essential component of shale oil and natural gas production during both the drilling and hydraulic fracturing processes. Our oil and natural gas producing customers' access to water to be used in these

[Table of Contents](#)

processes may be adversely affected due to reasons such as periods of extended drought, privatization, third party competition for water in localized areas or the implementation of local or state governmental programs to monitor or restrict the beneficial use of water subject to their jurisdiction for hydraulic fracturing to assure adequate local water supplies. The occurrence of these or similar developments may result in limitations being placed on allocations of water due to needs by third party businesses with more senior contractual or permitting rights to the water. Our customers' inability to locate or contractually acquire and sustain the receipt of sufficient amounts of water could adversely impact their E&P operations and have a corresponding adverse effect on our business, results of operations and financial condition.

Moreover, the imposition of new environmental regulations and other regulatory initiatives could include increased restrictions on our producing customers' ability to dispose of flowback and produced water generated by hydraulic fracturing or other fluids resulting from E&P activities. Applicable laws impose restrictions and strict controls regarding the discharge of pollutants into waters of the United States and require that permits or other approvals be obtained to discharge pollutants to such waters. Additionally, regulations implemented under both federal and state laws prohibit the discharge of produced water and sand, drilling fluids, drill cuttings and certain other substances related to the natural gas and oil industry into coastal waters. These laws provide for civil, criminal and administrative penalties for any unauthorized discharges of pollutants and unauthorized discharges of reportable quantities of oil and hazardous substances. Compliance with current and future environmental regulations and permit requirements governing the withdrawal, storage and use of surface water or groundwater necessary for hydraulic fracturing of wells and any inability to secure transportation and access to disposal wells with sufficient capacity to accept all of our flowback and produced water on economic terms may increase our customers' operating costs and could result in restrictions, delays, or cancellations of our customers' operations, the extent of which cannot be predicted.

We rely on a few key employees whose absence or loss could adversely affect our business.

Many key responsibilities within our business have been assigned to a small number of employees. The loss of their services could adversely affect our business. In particular, the loss of the services of one or more members of our executive team, including our Chief Executive Officer, Executive Chairman, Chief Operating Officer, Chief Legal Officer and Chief Financial Officer, could disrupt our operations. We do not maintain "key person" life insurance policies on any of our employees. As a result, we are not insured against any losses resulting from the death of our key employees.

If we are unable to employ a sufficient number of skilled and qualified workers, our capacity and profitability could be diminished and our growth potential could be impaired.

The delivery of our services requires skilled and qualified workers with specialized skills and experience who can perform physically demanding work. As a result of the volatility of the oilfield services industry and the demanding nature of the work, workers may choose to pursue employment in fields that offer a more desirable work environment at wage rates that are competitive. Our ability to be productive and profitable will depend upon our ability to employ and retain skilled workers. In addition, our ability to expand our operations depends in part on our ability to increase the size of our skilled labor force. The demand for skilled workers is high, and the supply is limited. As a result, competition for experienced oilfield service personnel is intense, and we face significant challenges in competing for crews and management with large and well-established competitors. A significant increase in the wages paid by competing employers could result in a reduction of our skilled labor force, increases in the wage rates that we must pay, or both. If either of these events were to occur, our capacity and profitability could be diminished and our growth potential could be impaired.

A negative shift in investor sentiment of the oil and gas industry has had and could in the future have adverse effects on our customers' operations and ability to raise debt and equity capital.

Certain segments of the investor community have developed negative sentiment towards investing in our industry. Recent equity returns in the sector versus other industry sectors have led to lower oil and gas and related services representation in certain key equity market indices. In addition, some investors, including investment advisors and certain sovereign wealth funds, pension funds, university endowments and family foundations, have stated policies to disinvest in the oil and gas sector based on their social and environmental considerations. Certain other stakeholders have also pressured commercial and investment banks and other lenders and investors to stop financing oil and gas production and related infrastructure projects, which adversely affects our customers. Such developments, including environmental activism and initiatives aimed at limiting climate change and reducing air pollution, could result in downward pressure on the stock prices of oilfield service companies, including ours. This may also potentially result in a reduction of available capital funding for potential transactions, impacting our future financial results.

Additionally, negative public perception regarding our industry may lead to increased regulatory scrutiny, which may, in turn, lead to new state and federal safety and environmental laws, regulations, guidelines or enforcement interpretations. Additionally, environmental groups, landowners, local groups and other advocates may oppose our customers' operations through organized protests, attempts to block or sabotage our customers' operations, intervene in regulatory or administrative proceedings involving our customers' assets, or file lawsuits or other actions designed to prevent, disrupt or delay the development or operation of our customers' assets. These actions may cause operational delays or restrictions, increased operating costs, additional regulatory burdens and increased risk of litigation for our customers, which could reduce our customers' production levels over time and, as a result, may reduce demand for our services. Moreover, governmental authorities exercise considerable discretion in the timing and scope of permit issuance and the public may engage in the permitting process, including through intervention in the courts. Negative public perception could cause the permits that our customers require to conduct their operations to be withheld, delayed or burdened by requirements that restrict our customers' ability to profitably conduct their businesses, which would also reduce demand for our services. Ultimately, this could make it more difficult to secure funding for our operations.

In addition, organizations that provide information to investors on corporate governance and related matters have developed ratings processes for evaluating companies on their approach to ESG matters. Such ratings are used by some investors to inform their investment and voting decisions. Unfavorable ESG ratings and recent activism directed at shifting funding away from companies with fossil fuel-related assets could lead to increased negative investor sentiment toward us and our industry and to the diversion of investment to other industries, which could have a negative impact on the price of our common stock and our or our customers' access to and cost of capital. Also, institutional lenders may decide not to provide funding for fossil fuel energy companies based on climate change-related concerns, which could affect our or our customers' access to capital for potential growth projects.

Our operations require substantial capital and we may be unable to obtain needed capital or financing on satisfactory terms or at all, which could limit our ability to grow.

The oilfield services industry is capital intensive. In conducting our business and operations, we have made, and expect to continue to make, substantial capital expenditures. Our total capital expenditures were approximately \$41.5 million for the three months ended March 31, 2022 as compared to \$17.4 million for the three months ended March 31, 2021. Our capital expenditures were \$87.4 million and \$48.0 million for the years ended December 31, 2021 and 2020, respectively. We have historically financed capital expenditures primarily with cash generated by operations, equipment and vendor financing, borrowings under our Old ABL Credit Facility

[Table of Contents](#)

(as defined herein) and other debt financing. We intend to finance our capital expenditures primarily with cash on hand, cash flow from operations and borrowings under our New ABL Credit Facility. However, we have limited access to liquidity under our New ABL Credit Facility and may be unable to generate sufficient cash from operations and other capital resources to maintain planned or future levels of capital expenditures which, among other things, may prevent us from acquiring new equipment or properly maintaining our existing equipment. Further, any disruptions or continuing volatility in the global financial markets may lead to an increase in interest rates or a contraction in credit availability impacting our ability to finance our operations. This could put us at a competitive disadvantage or interfere with our growth plans. Further, our actual capital expenditures for 2022 or future years could exceed our capital expenditure budget. In the event our capital expenditure requirements at any time are greater than the amount we have available, we could be required to seek additional sources of capital, which may include debt financing, joint venture partnerships, sales of assets, offerings of debt or equity securities or other means. We may not be able to obtain any such alternative source of capital. We may be required to curtail or eliminate contemplated activities. If we can obtain alternative sources of capital, the terms of such alternative may not be favorable to us. In particular, the terms of any debt financing may include covenants that significantly restrict our operations. Our inability to grow as planned may reduce our chances of maintaining and improving profitability.

The growth of our business through recently completed acquisitions, pending acquisitions, including the USWS Acquisition and SPS Acquisition, and potential future acquisitions may expose us to various risks, including those relating to difficulties in identifying suitable, accretive acquisition opportunities and integrating businesses, assets and personnel, as well as difficulties in obtaining financing for targeted acquisitions and the potential for increased leverage or debt service requirements.

We have pursued and intend to continue to pursue selected, accretive acquisitions of complementary assets and businesses. Acquisitions involve numerous risks, including:

- unanticipated costs and exposure to liabilities assumed in connection with the acquired business or assets, including but not limited to environmental liabilities and title issues;
- difficulties in integrating the operations and assets of the acquired business and the acquired personnel;
- complexities associated with managing a larger, more complex, integrated business;
- limitations on our ability to properly assess and maintain an effective internal control environment over an acquired business;
- potential losses of key employees, customers and business partners of the acquired business;
- performance shortfalls at one or both of the companies as a result of the diversion of management's attention from their day-to-day responsibilities caused by completing an acquisition and integrating an acquired business into the combined company;
- risks of entering markets in which we have limited prior experience; and
- increases in our expenses and working capital requirements;

The process of integrating an acquired business, including in connection with our recently completed FTSI Acquisition and pending USWS Acquisition and SPS Acquisition, may involve unforeseen costs and delays or other operational, technical and financial difficulties and may require a significant amount of time and resources. For example, we may experience difficulties in integrating FTSI's, USWS' and SPS Companies' operations into our business and in realizing expected benefits and synergies from the FTSI Acquisition, USWS Acquisition and SPS Acquisition. The integration process may involve unforeseen difficulties and may require a

[Table of Contents](#)

disproportionate amount of our managerial and financial resources. If we are unable to successfully integrate the operations of FTSI, USWS and the SPS Companies with our business, we may be unable to achieve consolidation savings and may incur unanticipated costs and liabilities. Likewise, we do not have a formal estimate of mineral reserves for West Munger, and the productivity of that site could be less than we are anticipating. We could also encounter difficulties in the development of the mining and sand processing capacity at our West Munger Facility and may not realize the expected benefits from our investments in Flotek and FHE. Our failure to incorporate the acquired business and assets into our existing operations successfully or to minimize any unforeseen operational difficulties could have a material adverse effect on our business, liquidity position, financial condition, prospects and results of operations. Furthermore, there is intense competition for acquisition opportunities in our industry. Competition for acquisitions may increase the cost of, or cause us to refrain from, completing acquisitions.

In addition, we may not have sufficient capital resources to complete any additional acquisitions. Historically, we have financed our acquisitions primarily with funding from our equity investors, commercial borrowings and cash generated by operations. We may incur substantial indebtedness to finance future acquisitions and also may issue equity, debt or convertible securities in connection with such acquisitions. Debt service requirements could represent a significant burden on our results of operations and financial condition, and the issuance of additional equity or convertible securities could be dilutive to our existing shareholders. Furthermore, we may not be able to obtain additional financing as needed or on satisfactory terms.

Our ability to continue to grow through acquisitions and manage growth will require us to continue to invest in operational, financial and management information systems and to attract, retain, motivate and effectively manage our employees. The inability to effectively manage the integration of acquisitions, including in connection with our Corporate Reorganization, could reduce our focus on current operations, which, in turn, could negatively impact our earnings and growth. Our financial position and results of operations may fluctuate significantly from period to period, based on whether or not significant acquisitions are completed in particular periods.

Concerns over general economic, business or industry conditions may have a material adverse effect on our results of operations, liquidity and financial condition.

Concerns over global economic conditions, geopolitical issues, including the recent conflict between Russia and Ukraine, supply chain disruptions, interest rates, inflation, the availability and cost of credit and the United States and foreign financial markets have contributed to increased economic uncertainty and diminished expectations for the global economy. These factors, combined with volatility in commodity prices, business and consumer confidence and unemployment rates, have precipitated an economic slowdown. Concerns about global economic growth have had a significant adverse impact on global financial markets and commodity prices. If the economic climate in the United States or abroad deteriorates, worldwide demand for petroleum products could diminish further, which could impact the price at which oil, natural gas and natural gas liquids can be sold, which could affect the ability of our customers to continue operations and ultimately adversely impact our results of operations, liquidity and financial condition.

Inflation may adversely affect our operating results.

Inflationary factors such as increases in the labor costs, material costs and overhead costs may adversely affect our operating results. We do not believe that inflation has had a material impact on our financial position or results of operations to date; however, a high rate of inflation, including a continuation of inflation at the current rate, may have an adverse effect on our reputation, business, financial condition, cash flows and results of operations.

Our indebtedness and liquidity needs could restrict our operations and make us more vulnerable to adverse economic conditions.

Our existing and future indebtedness, whether incurred in connection with acquisitions, operations or otherwise, and limited access to liquidity may adversely affect our operations and limit our growth, and we may have difficulty making debt service payments on such indebtedness as payments become due. Our level of indebtedness may affect our operations in several ways, including the following:

- increasing our vulnerability to general adverse economic and industry conditions;
- the covenants that are contained in the agreements governing our indebtedness could limit our ability to borrow funds, dispose of assets, pay dividends and make certain investments;
- our debt covenants could also affect our flexibility in planning for, and reacting to, changes in the economy and in our industry;
- any failure to comply with the financial or other debt covenants, including covenants that impose requirements to maintain certain financial ratios, could result in an event of default, which could result in some or all of our indebtedness becoming immediately due and payable;
- our level of debt could impair our ability to obtain additional financing, or obtain additional financing on favorable terms, in the future for working capital, capital expenditures, acquisitions or other general corporate purposes; and
- our business may not generate sufficient cash flow from operations to enable us to meet our obligations under our indebtedness.

Restrictions in our debt agreements and any future financing agreements may limit our ability to finance future operations, meet capital needs or capitalize on potential acquisitions and other business opportunities.

The operating and financial restrictions and covenants in existing and future debt agreements could restrict our ability to finance future operations, meet capital needs or to expand or pursue our business activities. For example, our debt agreements will restrict or limit our ability to:

- grant liens;
- incur additional indebtedness;
- engage in a merger, consolidation or dissolution;
- enter into transactions with affiliates;
- sell or otherwise dispose of assets, businesses and operations;
- materially alter the character of our business as conducted at the closing of this offering; and
- make acquisitions, investments and capital expenditures and pay dividends.

Furthermore, our debt agreements contain certain other operating and financial covenants. Our ability to comply with the covenants and restrictions contained in our debt agreements may be affected by events beyond our control, including prevailing economic, financial and industry conditions. If market or other economic conditions deteriorate, our ability to comply with these covenants may be impaired. If we violate any of the restrictions, covenants, ratios or tests in our debt agreements, a significant portion of our indebtedness may become immediately due and payable, and our lenders' commitment to make further loans to us may terminate. We might not have, or be able to obtain, sufficient funds to make these accelerated payments. Any subsequent replacement of our debt agreements or any new indebtedness could have similar or greater restrictions. Please read "Management's Discussion and Analysis of Financial Condition and Results of Operations—Liquidity and Capital Resources—Credit Facilities and Other Financing Arrangements."

An increase in interest rates would increase the cost of servicing our indebtedness and could reduce our profitability, decrease our liquidity and impact our solvency.

A number of our existing debt agreements provide for, and our future debt agreements may provide for, debt incurred thereunder to bear interest at variable rates. As a result, increases in interest rates could increase the cost of servicing such indebtedness and materially reduce our profitability and cash flows.

Our operations are subject to unforeseen interruptions and hazards inherent in the oil and natural gas industry, for which we may not be adequately insured and which could cause us to lose customers and substantial revenue.

Our operations are exposed to the risks inherent to our industry, such as equipment defects, vehicle accidents, fires, explosions, blowouts, surface cratering, uncontrollable flows of gas or well fluids, pipe or pipeline failures, abnormally pressured formations and various environmental hazards, such as oil spills and releases of, and exposure to, hazardous substances. For example, our operations are subject to risks associated with hydraulic fracturing, including any mishandling, surface spillage or potential underground migration of fracturing fluids, including chemical additives. In addition, our operations are exposed to potential natural disasters, including blizzards, tornadoes, storms, floods, other adverse weather conditions and earthquakes. The occurrence of any of these events could result in substantial losses to us due to injury or loss of life, severe damage to or destruction of property, natural resources and equipment, pollution or other environmental damage, clean-up responsibilities, regulatory investigations and penalties or other damage resulting in curtailment or suspension of our operations. The cost of managing such risks may be significant. The frequency and severity of such incidents will affect operating costs, insurability and relationships with customers, employees and regulators. In particular, our customers may elect not to purchase our services if they view our environmental or safety record as unacceptable, which could cause us to lose customers and substantial revenues.

Our insurance may not be adequate to cover all losses or liabilities we may suffer. Furthermore, we may be unable to maintain or obtain insurance of the type and amount we desire at reasonable rates. As a result of market conditions, premiums and deductibles for certain of our insurance policies have increased and could escalate further. In addition, sub-limits have been imposed for certain risks. In some instances, certain insurance could become unavailable or available only for reduced amounts of coverage. If we were to incur a significant liability for which we are not fully insured, it could have a material adverse effect on our business, results of operations and financial condition. In addition, we may not be able to secure additional insurance or bonding that might be required by new governmental regulations. This may cause us to restrict our operations, which might severely impact our financial position.

Since hydraulic fracturing activities are part of our operations, they are covered by our insurance against claims made for bodily injury, property damage and clean-up costs stemming from a sudden and accidental pollution event. However, we may not have coverage if we are unaware of the pollution event and unable to report the "occurrence" to our insurance company within the time frame required under our insurance policy. In addition, these policies do not provide coverage for all liabilities, and the insurance coverage may not be adequate to cover claims that may arise, or we may not be able to maintain adequate insurance at rates we consider reasonable. A loss not fully covered by insurance could have a material adverse effect on our financial position, results of operations and cash flows.

Inaccuracies in our estimates of mineral reserves and resource deposits, or deficiencies in our title to those deposits, could result in our inability to mine the deposits or require us to pay higher than expected costs.

We base our mineral reserve and resource estimates on engineering, economic and geological data assembled and analyzed by our mining engineers, which are reviewed periodically by outside firms. However, commercial silica reserve estimates are necessarily imprecise and depend to some extent on statistical inferences drawn

[Table of Contents](#)

from available drilling data, which may prove unreliable. There are numerous uncertainties inherent in estimating quantities and qualities of commercial silica reserves and non-reserve commercial silica deposits and costs to mine recoverable reserves, many of which are beyond our control and any of which could cause actual results to differ materially from our expectations. These uncertainties include:

- geological and mining conditions and/or effects from prior mining that may not be fully identified by available data or that may differ from experience;
- assumptions regarding the effectiveness of our mining, quality control and training programs;
- assumptions concerning future prices of commercial silica products, operating costs, mining technology improvements, development costs and reclamation costs; and
- assumptions concerning future effects of regulation, including the issuance of required permits and taxes by governmental agencies.

In addition, title to, and the area of, mineral properties and water rights may also be disputed. Mineral properties sometimes contain claims or transfer histories that examiners cannot verify. A successful claim that we do not have title to one or more of our properties or lack appropriate water rights could cause us to lose any rights to explore, develop and extract any minerals on that property, without compensation for our prior expenditures relating to such property. Any inaccuracy in our estimates related to our mineral reserves and non-reserve mineral deposits, or our title to such deposits, could result in our inability to mine the deposits or require us to pay higher than expected costs.

Additionally, a portion of our Alpine reserves are located on approximately 630 acres that we lease pursuant to a lease that terminates in 2052 and requires that we commence production from the leased premises by January 1, 2032. If we do not commence mining activities by January 1, 2032, our lease of this property would terminate and we would lose our interest in these reserves.

A terrorist attack or armed conflict could harm our business.

Terrorist activities, anti-terrorist efforts and other armed conflicts involving the United States could adversely affect the U.S. and global economies and could prevent us from meeting financial and other obligations. We could experience loss of business, delays or defaults in payments from payors or disruptions of fuel supplies and markets if pipelines, production facilities, processing plants, refineries or transportation facilities are direct targets or indirect casualties of an act of terror or war. Such activities could reduce the overall demand for oil and natural gas, which, in turn, could also reduce the demand for our services. Terrorist activities and the threat of potential terrorist activities and any resulting economic downturn could adversely affect our results of operations, impair our ability to raise capital or otherwise adversely impact our ability to realize certain business strategies.

Increasing trucking regulations may increase our costs and negatively impact our results of operations.

In connection with our business operations, including the transportation and relocation of our hydraulic fracking equipment and shipment of frac sand, we operate trucks and other heavy equipment. As such, we operate as a motor carrier in providing certain of our services and therefore are subject to regulation by the United States Department of Transportation ("DOT") and by various state agencies. These regulatory authorities exercise broad powers, governing activities such as the authorization to engage in motor carrier operations, driver licensing, insurance requirements, financial reporting and review of certain mergers, consolidations and acquisitions, and transportation of hazardous materials. Our trucking operations are subject to possible regulatory and legislative changes that may increase our costs. Some of these possible changes include increasingly stringent environmental regulations, changes in the hours of service regulations which

[Table of Contents](#)

govern the amount of time a driver may drive or work in any specific period, onboard black box recorder device requirements or limits on vehicle weight and size.

Interstate motor carrier operations are subject to safety requirements prescribed by the DOT. To a large degree, intrastate motor carrier operations are subject to state safety regulations that mirror federal regulations. Matters such as the weight and dimensions of equipment are also subject to federal and state regulations. From time to time, various legislative proposals are introduced, including proposals to increase federal, state, or local taxes, including taxes on motor fuels, which may increase our costs or adversely impact the recruitment of drivers. We cannot predict whether, or in what form, any increase in such taxes applicable to us will be enacted.

Certain motor vehicle operators require registration with the DOT. This registration requires an acceptable operating record. The DOT periodically conducts compliance reviews and may revoke registration privileges based on certain safety performance criteria that could result in a suspension of operations.

We may be subject to claims for personal injury and property damage, which could materially adversely affect our financial condition and results of operations.

We operate with most of our customers under master service agreements (“MSAs”). We endeavor to allocate potential liabilities and risks between the parties in the MSAs. Generally, under our MSAs, including those relating to our hydraulic fracturing services, we assume responsibility for, including control and removal of, pollution or contamination which originates above surface and originates from our equipment or services. Our customer assumes responsibility for, including control and removal of, all other pollution or contamination which may occur during operations, including that which may result from seepage or any other uncontrolled flow of drilling fluids. We may have liability in such cases if we are negligent or commit willful acts. Generally, our customers also agree to indemnify us against claims arising from their employees’ personal injury or death to the extent that, in the case of our hydraulic fracturing operations, their employees are injured or their properties are damaged by such operations, unless resulting from our gross negligence or willful misconduct. Similarly, we generally agree to indemnify our customers for liabilities arising from personal injury to or death of any of our employees, unless resulting from gross negligence or willful misconduct of the customer. In addition, our customers generally agree to indemnify us for loss or destruction of customer-owned property or equipment and in turn, we agree to indemnify our customers for loss or destruction of property or equipment we own. Losses due to catastrophic events, such as blowouts, are generally the responsibility of the customer. However, despite this general allocation of risk, we might not succeed in enforcing such contractual allocation, might incur an unforeseen liability falling outside the scope of such allocation or may be required to enter into an MSA with terms that vary from the above allocations of risk. Litigation arising from a catastrophic occurrence at a location where our equipment and services are being used may result in our being named as a defendant in lawsuits asserting large claims. As a result, we may incur substantial losses which could materially and adversely affect our financial condition and results of operation.

We are subject to cyber security risks. A cyber incident could occur and result in information theft, data corruption, operational disruption and/or financial loss.

The oil and natural gas industry has become increasingly dependent on digital technologies to conduct certain processing activities. For example, we depend on digital technologies to perform many of our services and process and record operational and accounting data. At the same time, cyber incidents, including deliberate attacks or unintentional events, have increased. The U.S. government has issued public warnings that indicate that energy assets might be specific targets of cyber security threats. Our technologies, systems and networks, and those of our vendors, suppliers and other business partners, may become the target of cyberattacks or information security breaches that could result in the unauthorized release, gathering, monitoring, misuse, loss

or destruction of proprietary and other information, or other disruption of our business operations. In addition, certain cyber incidents, such as surveillance, may remain undetected for an extended period. Our systems and insurance coverage for protecting against cyber security risks may not be sufficient. As cyber incidents continue to evolve, we may be required to expend additional resources to continue to modify or enhance our protective measures or to investigate and remediate any vulnerability to cyber incidents. Our insurance coverage for cyberattacks may not be sufficient to cover all the losses we may experience as a result of such cyberattacks.

If we are unable to fully protect our intellectual property rights, we may suffer a loss in our competitive advantage or market share.

While we have acquired licenses from USWS to construct electric-powered hydraulic fracturing fleets utilizing Clean Fleet[®] technology, we do not have patents or patent applications relating to many of our key processes and technology. If we are not able to maintain the confidentiality of our trade secrets, or if our competitors are able to replicate our technology or services, our competitive advantage would be diminished. We also cannot ensure that any patents we may obtain in the future would provide us with any significant commercial benefit or would allow us to prevent our competitors from employing comparable technologies or processes.

We may be adversely affected by disputes regarding intellectual property rights of third parties.

Third parties from time to time may initiate litigation against us by asserting that the conduct of our business infringes, misappropriates or otherwise violates intellectual property rights. We may not prevail in any such legal proceedings related to such claims, and our products and services may be found to infringe, impair, misappropriate, dilute or otherwise violate the intellectual property rights of others. If we are sued for infringement and lose, we could be required to pay substantial damages and/or be enjoined from using or selling the infringing products or technology. Any legal proceeding concerning intellectual property could be protracted and costly regardless of the merits of any claim and is inherently unpredictable and could have a material adverse effect on our financial condition, regardless of its outcome.

If we were to discover that our technologies or products infringe valid intellectual property rights of third parties, we may need to obtain licenses from these parties or substantially re-engineer our products in order to avoid infringement. We may not be able to obtain the necessary licenses on acceptable terms, or at all, or be able to re-engineer our products successfully. If our inability to obtain required licenses for our technologies or products prevents us from selling our products, that could adversely impact our financial condition and results of operations.

Additionally, we currently license certain third party intellectual property in connection with our business, and the loss of any such license could adversely impact our financial condition and results of operations.

Seasonal weather conditions, natural disasters, public health crises, and other catastrophic events outside of our control could severely disrupt normal operations and harm our business.

Our operations are located in different regions of the United States. Some of these areas are adversely affected by seasonal weather conditions, primarily in the winter and spring. However, as evidenced by the severe winter weather experienced in the southern United States and Canada during February 2021, weather-related hazards can exist in almost all the areas where we operate. During periods of heavy snow, ice or rain, we may be unable to move our equipment between locations or obtain adequate supplies of raw material or fuel, thereby reducing our ability to provide services and generate revenues. The exploration activities of our customers may also be affected during such periods of adverse weather conditions. Additionally, extended drought conditions in our operating regions could impact our ability or our customers' ability to source sufficient water or increase the cost for such water. As a result, a natural disaster or inclement weather conditions could severely disrupt the normal operation of our business and adversely impact our financial condition and results of operations.

[Table of Contents](#)

Climate change may exacerbate the likelihood or intensity of such natural disasters or inclement weather conditions. Furthermore, if the area in which we operate or the market demand for oil and natural gas is affected by a public health crisis, such as the coronavirus, or other similar catastrophic event outside of our control, our business and results of operations could suffer.

Following the FTSI Acquisition, our fleet includes substantial legacy capacity that may require increased levels of maintenance and capital expenditures to be maintained in good operating condition, is less efficient than our Pre-Acquisition Fleets, and may be subject to a higher likelihood of mechanical failure, an inability to economically return to service or requirement to be scrapped. If we are unable to manage retiring some portion of our fleet efficiently, or if we are unable meet the changing needs of our customers, our results will deteriorate and our financial position and cash flows could be materially adversely affected.

While approximately 90% of our Pre-Acquisition Fleets are less than six years old, with 60% having Tier IV engines and 49% having dual fuel capabilities as of March 31, 2022, many of the fleets we acquired in the FTSI Acquisition are substantially older. This legacy portion of our fleet is generally less technologically advanced than our Pre-Acquisition Fleets, may require additional maintenance and capital expenditures to be kept in good operating condition and as a consequence may be subject to longer or more frequent periods of unavailability. Prolonged periods of unavailability of one or more of our older fleets could have a material adverse effect on our financial position, results of operations and cash flows. In addition, we expect that the fleets we acquired in the FTSI Acquisition may be less attractive and less fuel efficient than our competitors' newer fleets, putting us at a competitive disadvantage. While we are retiring 650,000 HHP of FTSI's older, emissions-intensive fleets, we may be unable to successfully replace those retired fleets with comparable production that meets our lower-emissions profile or our desired rate of return for our fleets.

Moreover, this legacy portion of our fleet may be unable to reduce our customers' relative emissions footprint or satisfy the ESG objectives of our customers, unlike our Pre-Acquisition Fleet and including our electric powered hydraulic fracturing fleets. As our customers have become more focused on ESG, we have introduced products and services such as our electric powered hydraulic fracturing fleets to meet their needs. We may commit capital to research and development of equipment to meet our customers' expectations that is never placed into service or we may place equipment into service, such as our electric powered hydraulic fracturing fleets, that do not meet their expectations. Further, if our customers' and investors' expectations for emissions reductions accelerate, we may be unable to develop or acquire technology, or ultimately equip our fleets with technology to meet such expectations, which may have a material adverse effect on our financial position, results of operations and cash flows.

Consummation of the acquisitions of the SP Companies and USWS is contingent upon the satisfaction of a number of conditions, including, as to USWS, approval by USWS' stockholders, which may not be satisfied or completed on a timely basis, if at all. Failure to complete either of these transactions could negatively impact our stock price, business, financial condition, results of operations or prospects.

Consummation of the acquisitions of the SP Companies and USWS (the "Acquisition Transactions") is subject to conditions to closing that are not wholly within the Company's control, including, among other things, with respect to USWS, adoption of the USWS Merger Agreement by the holders of a majority of the outstanding shares of USWS Common Stock entitled to vote on the adoption of the USWS Merger Agreement. We cannot assure you that each of the conditions with respect to either Acquisition Transaction will be satisfied or waived in a timely manner, if at all, and either Acquisition Transaction may be delayed or not consummated. If the conditions are not satisfied or waived in a timely manner and either of the Acquisition Transactions is delayed or not consummated, we may lose some or all of the intended or perceived benefits of the Acquisition Transactions, which could cause our stock price to decline and harm our business.

[Table of Contents](#)

We are also subject to additional risks in connection with the Acquisition Transactions, including, without limitation: (1) the parties' ability to meet expectations regarding the timing and completion of the Acquisition Transactions; (2) the occurrence of any event, change or other circumstance that could give rise to the termination of the Acquisition Transactions; (3) the effect of the announcement or pendency of the Acquisition Transactions on our business relationships, operating results, and business generally; (4) risks that the Acquisition Transactions disrupt the Company's current plans and operations; (5) the amount of the costs, fees, expenses and other charges related to the Acquisition Transactions; (6) the outcome of any legal proceedings that may be instituted against us or any of our affiliates relating to the transactions contemplated by the Acquisition Transactions; (7) the restrictions imposed on our business and operations pursuant to any affirmative or negative covenants set forth in the documents relating to the Acquisition Transactions, and the potential impact of such covenants on our business; (8) the risk that the Acquisition Transactions will divert management's attention resulting in a potential disruption of our current business plan; (9) potential difficulties in employee retention arising from the Acquisition Transactions; (10) the ability to obtain certain governmental and regulatory approvals; and (11) the ability to integrate acquired assets and personnel into our existing business model and realize the expected value of resulting operational synergies from the Acquisition Transactions.

We expect to incur significant additional indebtedness in order to finance the Acquisition Transactions, which will limit our operating flexibility, and could adversely affect our operations and financial results and prevent us from fulfilling our obligations.

The USWS Merger Agreement requires us to use commercially reasonable efforts to obtain and consummate a financing to fund the repayment in connection with the closing of the Merger of certain indebtedness of USWS and its subsidiaries. In addition, the completion of the SPS Acquisition is dependent upon our ability to fund the cash purchase price under the SP Companies Purchase Agreement. Our obtaining the financing necessary to consummate either of the Acquisition Transactions is not a condition to closing either such Acquisition Transaction.

In order to fund our various obligations in connection with the Acquisition Transactions, including the repayment of approximately \$170 million of USWS debt currently projected to be outstanding at closing and the payment of expenses incurred in connection with the Acquisition Transactions, we expect to incur up to approximately \$250 million of new indebtedness. We currently expect such new indebtedness to be funded, at least in part, from a potential upsizing of our New Term Loan Credit Facility and/or New ABL Credit Facility. We also expect to assume approximately \$55 million of indebtedness in connection with the USWS transaction, and to fund certain of our obligations in connection with the Acquisition Transactions through cash flows generated from operations.

Our ability to upsize our current facilities, refinance any of our outstanding indebtedness, and/or obtain additional financing in order to satisfy our obligations in connection with the Acquisition Transactions will depend on, among other things, our financial condition at the time, restrictions in agreements governing our indebtedness, and other factors, including the financial condition of USWS and the SP Companies, restrictions in agreements governing the indebtedness that we are assuming, and the condition of the financial markets and the markets in which we compete. As a result, we cannot assure that we will be able to upsize our current facilities, refinance any of our outstanding indebtedness, and/or obtain additional financing on favorable terms, or at all, or that our cash flows generated from operations will be sufficient, in order to satisfy our obligations in connection with the Acquisition Transactions, or otherwise.

To the extent we are able to upsize our current facilities, refinance any of our outstanding indebtedness, and/or obtain additional financing, such level of indebtedness may:

- make it more difficult for us to satisfy our obligations with respect to our outstanding indebtedness;

Table of Contents

- increase our vulnerability to general adverse economic and industry conditions, including increases in interest rates;
- require us to dedicate a substantial portion of our cash flow from operations to interest and principal payments on our indebtedness, which would reduce the availability of our cash flow to fund working capital, capital expenditures, expansion efforts and other general corporate purposes;
- limit our flexibility in planning for, or reacting to, changes in our business and the industry in which we operate;
- place us at a competitive disadvantage compared to our competitors that have less debt; and
- limit our ability to borrow additional funds for working capital, capital expenditures, general corporate purposes and acquisitions.

In addition, the terms of any financing obligations to be incurred in connection with any upsizing of our current facilities, refinancing of any of our outstanding indebtedness, and/or additional financing are likely to contain covenants that restrict our ability to engage in certain transactions and may impair our ability to respond to changing business and economic conditions, including, among other things, limitations on our ability to:

- incur additional indebtedness;
- pay dividends and make distributions;
- repurchase stock;
- make certain investments;
- create liens;
- engage in transactions with affiliates;
- merge with or acquire another company; and
- transfer and sell assets.

Our ability to comply with these provisions may be affected by general economic conditions, political decisions, industry conditions and other events beyond our control. Our failure to comply with the covenants contained in any amended or new financing facilities could result in an event of default, which could materially and adversely affect our business, results of operation and financial condition.

If there were an event of default under our current, amended or new debt instruments (if any), the holders of such debt may be able to cause all amounts outstanding to be due and payable immediately and such event of default may be cross-defaulted to other debt. Our assets or cash flow may not be sufficient to fully repay borrowings under such debt instruments if accelerated upon an event of default, and there is no guarantee that we would be able to repay, refinance or restructure the payments under any such indebtedness.

We may not be able to generate sufficient cash flow to service all of our obligations, including our obligations under our new credit and other financing facilities.

Our ability to make payments on and to upsize our current facilities, refinance any of our outstanding indebtedness, and/or obtain additional financing, including any indebtedness incurred to finance the Acquisition Transactions, and to fund planned capital expenditures, strategic transactions and expansion efforts will depend on our ability to generate cash in the future. This, to a certain extent, is subject to general economic, financial, competitive, legislative, regulatory and other factors that are beyond our control.

Our business may not be able to generate sufficient cash flows from operations, and we cannot assure that future borrowings will be available to us in amounts sufficient to enable us to pay our indebtedness as such indebtedness matures and to fund our other liquidity needs. If this is the case, we will need to refinance all or a

portion of our indebtedness on or before maturity, and we cannot assure that we will be able to refinance any of our indebtedness on commercially reasonable terms, or at all. We may need to implement one or more alternatives, such as reducing or delaying planned expenses and capital expenditures, selling assets, restructuring debt, or obtaining additional equity or debt financing. These financing strategies may not be executed on satisfactory terms, if at all. Our ability to upsize our current facilities, refinance our indebtedness or obtain additional financing, and to do so on commercially reasonable terms, will depend on, among other things, our financial condition at the time, restrictions in agreements governing our indebtedness, and other factors, including the condition of the financial markets and the markets in which we will compete.

If we do not generate sufficient cash flows from operations, and additional borrowings, refinancings or proceeds of asset sales are not available to us, we may not have sufficient cash to enable us to meet all of our obligations.

Risks related to environmental and regulatory matters

Our operations and the operations of our customers are subject to environmental, health and safety laws and regulations, and future compliance, claims, and liabilities relating to such matters may have a material adverse effect on our results of operations, financial position or cash flows.

The nature of our operations, and those of our customers, including the handling, transporting and disposing of a variety of fluids and substances, including hydraulic fracturing fluids and other regulated substances, air emissions, and wastewater discharges exposes us and our customers to some risk of environmental liability, including the release of pollutants from oil and natural gas wells and associated equipment to the environment. We are also subject to laws and regulations associated with sand mining and equipment manufacturing operations, including the processing, and the related storage, handling, transportation and disposal of raw materials, products and wastes. The cost of compliance with these laws can be significant. Failure to properly handle, transport or dispose of these materials or otherwise conduct our operations in accordance with these and other environmental, health and safety laws could expose us to substantial liability for administrative, civil and criminal penalties, cleanup and site restoration costs and liability associated with releases of such materials, damages to natural resources and other damages, as well as potentially impair our ability to conduct our operations. Such liability is commonly on a strict, joint and several liability basis, without regard to fault. Liability may be imposed as a result of our conduct that was lawful at the time it occurred or the conduct of, or conditions caused by, prior operators or other third parties. Neighboring landowners and other third parties may file claims against us for personal injury or property damage allegedly caused by the release of pollutants into the environment. Environmental, health and safety laws and regulations have changed in the past, and they may change in the future and become more stringent. Current and future claims and liabilities may have a material adverse effect on us because of potential adverse outcomes, defense costs, diversion of management resources, unavailability of insurance coverage and other factors. The ultimate costs of these liabilities are difficult to determine and may exceed any reserves we may have established. If existing environmental, health and safety requirements or enforcement policies change, we may be required to make significant unanticipated capital and operating expenditures. For more information, see “Business—Environmental and Occupational Health and Safety Regulations.”

Our operations, and those of our customers, are subject to a series of risks arising from climate change.

Climate change continues to attract considerable public and scientific attention. As a result, numerous proposals have been made and are likely to continue to be made at the international, national, regional and state levels of government to monitor and limit emissions of carbon dioxide, methane and other GHGs. These efforts have included consideration of cap-and-trade programs, carbon taxes, GHG reporting and tracking programs and regulations that directly limit GHG emissions from certain sources.

[Table of Contents](#)

In the United States, no comprehensive climate change legislation has been implemented at the federal level. However, President Biden has established addressing climate change as a priority of his administration and has issued several executive orders addressing climate change. Moreover, following the U.S. Supreme Court finding that GHG emissions constitute a pollutant under the federal Clean Air Act (“CAA”), the EPA has adopted regulations that, among other things, establish construction and operating permit reviews for GHG emissions from certain large stationary sources, require the monitoring and annual reporting of GHG emissions from certain petroleum and natural gas system sources in the United States, and together with the DOT, set GHG emissions and fuel economy standards for vehicles in the United States. The regulation of methane from oil and gas facilities has been subject to uncertainty in recent years. The EPA previously had promulgated new source performance standards (“NSPS”) imposing limitations on methane emissions from sources in the oil and gas sector. Subsequently, in September 2020, the Trump Administration rescinded those methane standards and removed the transmission and storage segments from the oil and gas source category under the CAA’s NSPS. However, in June 2021, President Biden signed a resolution passed by the U.S. Congress under the Congressional Review Act nullifying the September 2020 rule, effectively reinstating the prior standards. In November 2021, as required by President Biden’s executive order, the EPA proposed new regulations to expand NSPS requirements for oil and gas sector sources and establish comprehensive standards of performance and emission guidelines for methane and volatile organic compound emissions from existing operations in the oil and gas sector, including the exploration and production, transmission, processing, and storage segments. The EPA has announced that the agency hopes to finalize these rulemakings by the end of 2022. Once finalized, the regulations are likely to be subject to legal challenge and will also need to be incorporated into the states’ implementation plans, which will need to be approved by the EPA in individual rulemakings that could also be subject to legal challenge. The reinstatement of direct regulation of methane emission for new sources and the promulgation of requirements for existing oil and gas customers could result in increased costs for our customers and consequently adversely affect demand for our services.

Separately, various states and groups of states have adopted or are considering adopting legislation, regulation or other regulatory initiatives that are focused on such areas as GHG cap and trade programs, carbon taxes, reporting and tracking programs, and restriction of emissions. For example, several states, including Pennsylvania and New Mexico, have proposed or adopted regulations restricting the emission of methane from E&P activities. At the international level, the United Nations-sponsored “Paris Agreement” requires member states to submit non-binding, individually-determined reduction goals known as Nationally Determined Contributions every five years after 2020. President Biden has recommitted the United States to the Paris Agreement and, in April 2021, announced a goal of reducing the United States’ emissions by 50-52% below 2005 levels by 2030. In November 2021, President Biden released “The Long-Term Strategy of the United States: Pathways to Net-Zero Greenhouse Gas Emissions by 2050,” which, among other things, explains that the U.S. and EU are co-leading the “Global Methane Pledge” that aims to cut global methane pollution at least 30% by 2030 relative to 2020 levels. The impacts of these orders, pledges, agreements, and any legislation or regulation promulgated to fulfill the United States’ commitments under the Paris Agreement, cannot be predicted at this time.

Governmental, scientific, and public concern over the threat of climate change arising from GHG emissions has resulted in increasing political risks in the United States, including climate change related pledges made by certain candidates now in public office. On January 27, 2021, President Biden issued an executive order that calls for substantial action on climate change, including, among other things, the increased use of zero-emission vehicles by the federal government, the elimination of subsidies provided to the fossil fuel industry, and increased emphasis on climate-related risks across government agencies and economic sectors. The Biden Administration has also issued orders temporarily suspending the issuance of authorizations, and suspending the issuance of new leases pending a study, for oil and gas development on federal lands. For more information, see our regulatory disclosure titled “Regulation of Hydraulic Fracturing and Related Activities.” As

[Table of Contents](#)

a result, we cannot predict the full impact of these developments or whether the Biden Administration may pursue further restrictions. Other actions that could be pursued by the Biden Administration may include the imposition of more restrictive requirements for the establishment of pipeline infrastructure or the permitting of LNG export facilities, as well as more restrictive GHG emission limitations for oil and gas facilities. Litigation risks are also increasing as a number of entities have sought to bring suit against various oil and natural gas companies in state or federal court, alleging among other things, that such companies created public nuisances by producing fuels that contributed to climate change or alleging that the companies have been aware of the adverse effects of climate change for some time but defrauded their investors or customers by failing to adequately disclose those impacts.

There are also increasing financial risks for fossil fuel producers as shareholders currently invested in fossil-fuel energy companies may elect in the future to shift some or all of their investments into non-fossil fuel related sectors. Institutional lenders who provide financing to fossil fuel energy companies also have become more attentive to sustainable lending practices and some of them may elect not to provide funding for fossil fuel energy companies. There is also a risk that financial institutions will be required to adopt policies that have the effect of reducing the funding provided to the fossil fuel sector. Recently, President Biden signed an executive order calling for the development of a "climate finance plan" and, separately, the Federal Reserve announced that it has joined the Network for Greening the Financial System, a consortium of financial regulators focused on addressing climate-related risks in the financial sector. Limitation of investments in and financing for fossil fuel energy companies could result in the restriction, delay or cancellation of drilling programs or development or production activities. Additionally, the SEC recently proposed new rules relating to the disclosure of a range of climate-related risks. We are currently assessing this rule but at this time we cannot predict the costs of implementation or any potential adverse impacts resulting from the rule. To the extent this rule is finalized as proposed, we or our customers could incur increased costs related to the assessment and disclosure of climate-related risks. In addition, enhanced climate disclosure requirements could accelerate the trend of certain stakeholders and lenders restricting or seeking more stringent conditions with respect to their investments in certain carbon intensive sectors.

The adoption and implementation of new or more stringent international, federal or state legislation, regulations or other regulatory initiatives that impose more stringent standards for GHG emissions from the oil and natural gas sector or otherwise restrict the areas in which this sector may produce oil and natural gas or generate the GHG emissions could result in increased costs of compliance or costs of consuming, and thereby reduce demand for oil and natural gas, which could reduce demand for our services. Additionally, political, litigation and financial risks may result in our customers restricting or cancelling production activities, incurring liability for infrastructure damages as a result of climatic changes, or impairing their ability to continue to operate in an economic manner, which also could reduce the demand for our services. One or more of these developments could have a material adverse effect on our business, financial condition and results of operation.

Finally, many scientists have concluded that increasing concentrations of GHG in the atmosphere may produce climate changes that have significant physical effects, such as increased frequency and severity of storms, droughts, and floods and other climate events that could have an adverse effect on our customers' operations.

Federal, state and local legislative and regulatory initiatives relating to hydraulic fracturing as well as governmental reviews and investment practices for such activities may serve to limit future oil and natural gas E&P activities and could have a material adverse effect on our results of operations and business.

Various federal, state and local legislative and regulatory initiatives have been, or could be undertaken which could result in additional requirements or restrictions being imposed on hydraulic fracturing operations. Currently, hydraulic fracturing is generally exempt from federal regulation under the Safe Drinking Water Act

[Table of Contents](#)

Underground Injection Control (the “SDWA UIC”) program and is typically regulated by state oil and gas commissions or similar agencies. However, certain federal agencies have increased scrutiny and regulation. For example, in late 2016, the EPA released a final report on the potential impacts of hydraulic fracturing on drinking water resources, concluding that “water cycle” activities associated with hydraulic fracturing may impact drinking water resources under certain limited circumstances. Additionally, the EPA has asserted regulatory authority pursuant to the SDWA UIC program over hydraulic fracturing activities involving the use of diesel fuel in the fracturing fluid and issued guidance of such activities. Furthermore, the U.S. Bureau of Land Management (the “BLM”) published a final rule in 2015 that established stringent standards relating to hydraulic fracturing on federal and Native American lands. The rule was rescinded, but the rescission is currently on appeal to the U.S. Court of Appeals for the Ninth Circuit. Similarly, the EPA has adopted rules on the capture of methane and other emissions released during hydraulic fracturing. In addition to federal regulatory actions, legislation has been introduced, but not enacted, in U.S. Congress to provide for federal regulation of hydraulic fracturing and to require disclosure of the chemicals used in the hydraulic fracturing process.

Separately, the Biden Administration has taken action to restrict E&P activities, including hydraulic fracturing, on public lands. For more information, see “Business—Environmental and Occupational Health and Safety Regulations—Regulation of Hydraulic Fracturing and Related Activities.”

Many states and local governments have also adopted regulations that impose more stringent permitting, disclosure, disposal and well-construction requirements on hydraulic fracturing operations, including states where we or our customers operate, such as Texas, Colorado and North Dakota. States could also elect to place prohibitions on hydraulic fracturing, as several states have already done. In addition, some states have adopted broader sets of requirements related to oil and gas development more generally that could impact hydraulic fracturing activities. Separately, state and federal regulatory agencies have at times focused on a possible connection between hydraulic fracturing related activities, including the underground injection of wastewater into disposal wells, and the increased occurrence of seismic activity. Regulators in some states have imposed, or are considering imposing, additional requirements in the permitting of produced water disposal wells or otherwise to assess any relationship between seismicity and the use of such wells. To the extent any new regulations are adopted to restrict hydraulic fracturing activities or the disposal of fluids associated with such activities, it may adversely affect our customers and, as a result, demand for our services. For more information see “Business—Environmental and Occupational Health and Safety Regulations—Regulation of Hydraulic Fracturing and Related Activities.”

Increased regulation and attention given to the hydraulic fracturing process could lead to greater opposition to, and litigation concerning, oil and natural gas production activities using hydraulic fracturing techniques. Additional legislation or regulation could also lead to operational delays for our customers or increased operating costs in the production of oil and natural gas, including from the developing shale plays, or could make it more difficult for us and our customers to perform hydraulic fracturing. The adoption of any additional laws or regulations regarding hydraulic fracturing or further restrictions on the availability of capital for hydraulic fracturing could potentially cause a decrease in the completion of new oil and natural gas wells and an associated decrease in demand for our services and increased compliance costs and time. Such a decrease could have a material adverse effect on our liquidity, consolidated results of operations, and consolidated financial condition. Moreover, the increased competitiveness of alternative energy sources (such as wind, solar, geothermal, tidal and biofuels) or increased focus on reducing the use of combustion engines in transportation (such as governmental mandates that ban the sale of new gasoline-powered automobiles) could reduce demand for hydrocarbons and therefore for our services, which would lead to a reduction in our revenues.

Conservation measures, commercial development and technological advances could reduce demand for oil and natural gas and our services.

Fuel conservation measures, alternative fuel requirements, increasing consumer demand for alternatives to oil and natural gas, technological advances in fuel economy and energy generation devices could reduce demand for oil and natural gas, resulting in reduced demand for oilfield services. The impact of the changing demand for oil and natural gas services and products may have a material adverse effect on our business, financial condition, results of operations and cash flows.

The commercial development of economically-viable alternative energy sources and related products (such as electric vehicles, wind, solar, geothermal, tidal, fuel cells and biofuels) could have a similar effect. In addition, certain U.S. federal income tax deductions currently available with respect to oil and natural gas exploration and development, including the allowance of percentage depletion for oil and natural gas properties, may be eliminated as a result of proposed legislation. Any future decreases in the rate at which oil and natural gas reserves are discovered or developed, whether due to the passage of legislation, increased governmental regulation leading to limitations, or prohibitions on exploration and drilling activity, including hydraulic fracturing, or other factors, could have a material adverse effect on our business and financial condition, even in a stronger oil and natural gas price environment.

Additional restrictions on drilling activities intended to protect certain species of wildlife may adversely affect our ability to conduct completion activities.

In the United States, the Endangered Species Act (the "ESA") restricts activities that may affect endangered or threatened species or their habitats. Similar protections are offered to migratory birds under the Migratory Bird Treaty Act (the "MBTA"). To the extent species that are listed under the ESA or similar state laws, or are protected under the MBTA, inhabit the areas where we or our customers operate, our operations and the operations of our customers could be adversely impacted. Moreover, drilling activities may be delayed, restricted or precluded in protected habitat areas or during certain seasons, such as breeding and nesting seasons. The listing of new species under the ESA in the areas where our customers operate similarly has the potential to adversely impact our operations and demand for our services as a result of restrictions on oil and gas activities. For example, recently there have been renewed calls to review protections currently in place for the dunes sagebrush lizard, whose habitat includes parts of the Permian Basin, and to reconsider listing the species under the ESA, and, separately, a lawsuit has been filed to list the eastern hellbender salamander, whose habitat includes parts of the Appalachian Basin. Additionally, on June 1, 2021, U.S. Fish & Wildlife Service (the "FWS") proposed to list two distinct population segments of the lesser prairie-chicken under the ESA. Various stakeholders have, in consultation with the FWS, developed a voluntary conservation plan to protect dunes sagebrush lizard habitat and limit disturbance of the dunes sagebrush lizard by participants' activities. The voluntary conservation plan is known as a Candidate Conservation Agreement with Assurances ("CCAA"). We have joined the CCAA in an effort to mitigate potential impacts on our business of a listing of the dunes sagebrush lizard by the FWS.

In addition, as a result of one or more settlements approved by the FWS, the agency was required to make a determination on the listing of numerous other species as endangered or threatened under the ESA by the end of the FWS' 2017 fiscal year. The FWS did not meet that deadline, but continues to evaluate whether to take action with respect to those species. Separately, on March 23, 2022, the FWS proposed a rule to redesignate the northern long-eared bat from a threatened species to an endangered species under the ESA. The designation of previously unidentified endangered or threatened species could cause our operations to become subject to operating restrictions or bans, and limit future development activity in affected areas. The FWS and similar state agencies may designate critical or suitable habitat areas that they believe are necessary for the survival of threatened or endangered species. In October 2021, the Biden administration published two rules that reversed

changes made by the Trump administration, namely to the definition of "habitat" and a policy that made it easier to exclude territory from critical habitat. It is possible these rules could increase the portion of our customers' operating areas that could be designated as critical habitat. Such a designation could materially restrict use of or access to federal, state and private lands.

Risks related to this offering and our Class A Common stock

ProFrac Holding Corp. is a holding company. ProFrac Holding Corp.'s only material asset is its equity interest in ProFrac LLC, and ProFrac Holding Corp. is accordingly dependent upon distributions from ProFrac LLC to pay taxes, make payments under the Tax Receivable Agreement and cover its corporate and other overhead expenses.

ProFrac Holding Corp. is a holding company and has no material assets other than its equity interest in ProFrac LLC. ProFrac Holding Corp. has no independent means of generating revenue. To the extent ProFrac LLC has available cash, ProFrac LLC is required to make (i) generally pro rata distributions to the holders of ProFrac LLC Units, including ProFrac Holding Corp., in an amount at least sufficient to allow ProFrac Holding Corp. to pay its taxes (and those of its wholly owned subsidiaries) and to make payments under the Tax Receivable Agreement and any subsequent tax receivable agreement that it may enter into in connection with future acquisitions and (ii) non-pro rata payments to ProFrac Holding Corp. to reimburse it for its corporate and other overhead expenses. To the extent that ProFrac Holding Corp. needs funds and ProFrac LLC or its subsidiaries are restricted from making such distributions or payments under applicable law or regulation or under the terms of any current or future financing arrangements, or are otherwise unable to provide such funds, our liquidity and financial condition could be materially adversely affected.

Moreover, because ProFrac Holding Corp. has no independent means of generating revenue, ProFrac Holding Corp.'s ability to make tax payments and payments under the Tax Receivable Agreement is dependent on the ability of ProFrac LLC to make distributions to ProFrac Holding Corp. in an amount sufficient to cover ProFrac Holding Corp.'s tax obligations (and those of its wholly owned subsidiaries) and obligations under the Tax Receivable Agreement. This ability, in turn, may depend on the ability of ProFrac LLC's subsidiaries to make distributions to it. We intend that such distributions from ProFrac LLC and its subsidiaries be funded with cash from operations or from future borrowings. The ability of ProFrac LLC, its subsidiaries and other entities in which it directly or indirectly holds an equity interest to make such distributions is subject to, among other things, (i) the applicable provisions of Texas law (or other applicable jurisdiction) that may limit the amount of funds available for distribution and (ii) restrictions in relevant debt instruments issued by ProFrac LLC or its subsidiaries and other entities in which it directly or indirectly holds an equity interest. To the extent that ProFrac Holding Corp. is unable to make payments under the Tax Receivable Agreement for any reason, such payments will be deferred and will accrue interest until paid.

Conflicts of interest could arise in the future between us, on the one hand, and Dan Wilks and Farris Wilks and entities owned by or affiliated with them, on the other hand, concerning among other things, business transactions, potential competitive business activities or business opportunities.

Conflicts of interest could arise in the future between us, on the one hand, and Dan Wilks and Farris Wilks and entities owned by or affiliated with them, on the other hand, concerning among other things, business transactions, potential competitive business activities or business opportunities. Dan Wilks and Farris Wilks and other businesses owned by or affiliated with them operate in the energy and oilfield services industries. In the normal course of business, we have engaged in transactions with some of these companies. For more information, please see "Certain Relationships and Related Party Transactions." Furthermore, Dan Wilks and Farris Wilks and other businesses owned by or affiliated with them may now, or in the future, directly or indirectly, compete with us for investment or business opportunities.

[Table of Contents](#)

Dan Wilks and Farris Wilks and their affiliates are not restricted from owning assets or engaging in businesses that compete directly or indirectly with us and will not have any duty to refrain from engaging, directly or indirectly, in the same or similar business activities or lines of business as us, including those business activities or lines of business deemed to be competing with us, or doing business with any of our clients, customers or vendors.

Dan Wilks and Farris Wilks or their affiliates may become aware, from time to time, of certain business opportunities (such as acquisition opportunities) and may direct such opportunities to other businesses in which they have invested, in which case we may not become aware of or otherwise have the ability to pursue such opportunity. In addition, Dan Wilks and Farris Wilks and their affiliates may dispose of their interests in energy or other oilfield services companies or other assets in the future, without any obligation to offer us the opportunity to purchase any of those interests or assets.

In any of these matters, the interests of Dan Wilks and Farris Wilks and their affiliates and other business owned by or affiliated with them may differ or conflict with the interests of our other shareholders. Any actual or perceived conflicts of interest with respect to the foregoing could have an adverse impact on the trading price of our Class A common stock.

The requirements of being a public company, including compliance with the reporting requirements of the Exchange Act and the requirements of Sarbanes-Oxley, may strain our resources, increase our costs and distract management, and we may be unable to comply with these requirements in a timely or cost-effective manner.

As a public company, we are required to comply with laws, regulations and requirements, certain corporate governance provisions of Sarbanes-Oxley, related regulations of the SEC and the requirements of Nasdaq, with which we were not required to comply as a private company. Complying with these statutes, regulations and requirements occupies a significant amount of time of our board of directors and management and significantly increases our costs and expenses. We are required to:

- maintain a comprehensive compliance function;
- comply with rules promulgated by Nasdaq;
- continue to prepare and distribute periodic public reports in compliance with our obligations under the federal securities laws;
- comply with certain internal policies, such as those relating to insider trading; and
- involve and retain to a greater degree outside counsel and accountants in the above activities.

In addition, we expect that being a public company subject to these rules and regulations may make it more difficult and more expensive for us to obtain director and officer liability insurance and we may be required to accept reduced policy limits and coverage or incur substantially higher costs to obtain the same or similar coverage. As a result, it may be more difficult for us to attract and retain qualified individuals to serve on our board of directors or as executive officers. We are currently evaluating these rules, and we cannot predict or estimate the amount of additional costs we may incur or the timing of such costs.

We will be required to comply with certain provisions of Section 404 of Sarbanes-Oxley as early as our fiscal year ending December 31, 2022. Section 404 requires that we document and test our internal control over financial reporting and issue management's assessment of our internal control over financial reporting. This section also requires that our independent registered public accounting firm opine on those internal controls upon becoming a large accelerated filer, as defined in the SEC rules, or otherwise ceasing to qualify as an

[Table of Contents](#)

emerging growth company under the JOBS Act. We are evaluating our existing controls against the standards adopted by the Committee of Sponsoring Organizations of the Treadway Commission. During the course of our ongoing evaluation and integration of the internal control over financial reporting, we may identify areas requiring improvement, and we may have to design enhanced processes and controls to address issues identified through this review. For example, we anticipate the need to hire additional administrative and accounting personnel to conduct our financial reporting.

We cannot be certain at this time that we will be able to successfully complete the procedures, certification and attestation requirements of Section 404 or that we or our independent registered public accounting firm will not identify material weaknesses in our internal control over financial reporting. If we fail to comply with the requirements of Section 404 or if we or our independent registered public accounting firm identify and report such material weaknesses, the accuracy and timeliness of the filing of our annual and quarterly reports may be materially adversely affected and could cause investors to lose confidence in our reported financial information, which could have a negative effect on the price of our Class A common stock. In addition, a material weakness in the effectiveness of our internal control over financial reporting could result in an increased chance of fraud and the loss of customers, reduce our ability to obtain financing and require additional expenditures to comply with these requirements, each of which could have a material adverse effect on our business, results of operations and financial condition.

An active, liquid and orderly trading market for our Class A common stock may not develop or be maintained, and our stock price may be volatile.

Although our Class A common stock is listed on Nasdaq, we do not know how liquid that market might be at any point in time. You may not be able to resell your Class A common stock at or above the price at which you purchased it. Additionally, lack of liquidity may result in wide bid-ask spreads, contribute to significant fluctuations and volatility in the market price of the Class A common stock and limit the number of investors who are able to buy the Class A common stock. The market price of our Class A common stock could vary significantly as a result of a number of factors, some of which are beyond our control. In the event of a drop in the market price of our Class A common stock, you could lose a substantial part or all of your investment in our Class A common stock. You may not be able to sell shares of our Class A common stock at prices equal to or greater than the price paid by you in this offering.

The following is a non-exhaustive list of factors that could affect our stock price:

- our operating and financial performance
- quarterly variations in our financial and operating results;
- the public reaction to our press releases, our other public announcements and our filings with the SEC;
- strategic actions by our competitors;
- our failure to meet revenue or earnings estimates by research analysts or other investors;
- changes in revenue or earnings estimates, or changes in recommendations or withdrawal of research coverage, by equity research analysts;
- speculation in the press or investment community;
- the failure of research analysts to continue to cover our common stock;
- sales of our common stock by us or other shareholders, or the perception that such sales may occur;
- changes in accounting principles, policies, guidance, interpretations or standards;

[Table of Contents](#)

- additions or departures of key management personnel;
- actions by our stockholders;
- general market conditions, including fluctuations in commodity prices;
- domestic and international economic, legal and regulatory factors unrelated to our performance; and
- the realization of any risks described under this “Risk Factors” section.

The stock markets in general have experienced extreme volatility that has often been unrelated to the operating performance of particular companies. These broad market fluctuations may adversely affect the trading price of our Class A common stock. Securities class action litigation has often been instituted against companies following periods of volatility in the overall market and in the market price of a company's securities. Such litigation, if instituted against us, could result in very substantial costs, divert our management's attention and resources and materially harm our business, operating results and financial condition.

The unaudited pro forma financial data included in this prospectus may not be representative of our actual financial condition and results of operations in the future.

The unaudited pro forma financial data included in this prospectus is presented for illustrative purposes only and is not necessarily indicative of what our actual financial position or results of operations would have been as of the dates indicated, nor is it indicative of our future operating results or financial position. The preparation of the pro forma financial information is based upon available information and certain assumptions and estimates that the Company currently believe are reasonable. There may be differences between preliminary estimates in the pro forma financial information and the final accounting presentation, which could result in material differences from the pro forma information presented in this prospectus in respect of our estimated financial position and results of operations. Accordingly, the Company's business, assets, cash flows, results of operations and financial condition may differ significantly from those indicated by the unaudited pro forma financial data included in this prospectus. In addition, the assumptions used in preparing the unaudited pro forma financial data may not prove to be accurate and other factors may affect our financial condition or results of operations. Any potential decline in our financial condition or results of operations may cause significant variations in our stock price.

The Wilks have the ability to direct the voting of a majority of our voting stock, and their interests may conflict with those of our other stockholders.

The Wilks own approximately 88.6% of our voting stock. As a result, the Wilks are able to control matters requiring stockholder approval, including the election of directors, changes to our organizational documents and significant corporate transactions. This concentration of ownership makes it unlikely that any other holder or group of holders of our Class A common stock will be able to affect the way we are managed or the direction of our business. The interests of the Wilks with respect to matters potentially or actually involving or affecting us, such as future acquisitions, financings and other corporate opportunities and attempts to acquire us, may conflict with the interests of our other stockholders.

For example, the Wilks may have different tax and other positions from us, especially in light of the Tax Receivable Agreement, that could influence their decisions regarding whether and when to support the disposition of assets, the incurrence or refinancing of new or existing indebtedness, or the termination of the Tax Receivable Agreement and acceleration of our obligations thereunder. In addition, the determination of future tax reporting positions, the structuring of future transactions and the handling of any challenge by any taxing authority to our tax reporting positions may take into consideration tax or other considerations of the

[Table of Contents](#)

Wilks which may differ from the considerations of us or our other stockholders. Please read “Certain Relationships and Related Party Transactions—Tax Receivable Agreement.”

Furthermore, in connection with the IPO, we entered into a stockholders’ agreement with the Wilks that addresses the right to designate nominees for election to our board. See “Certain Relationships and Related Party Transactions—Stockholders’ Agreement.” The existence of significant stockholders may have the effect of deterring hostile takeovers, delaying or preventing changes in control or changes in management, or limiting the ability of our other stockholders to approve transactions that they may deem to be in the best interests of the Company. Moreover, the Wilks’ concentration of stock ownership may adversely affect the trading price of our Class A common stock to the extent investors perceive a disadvantage in owning stock of a company with significant stockholders.

A significant reduction by Dan Wilks and Farris Wilks of their ownership interests in us could adversely affect us.

We believe that the Wilks’ substantial ownership interest in us provides them with an economic incentive to assist us to be successful. Upon the expiration or earlier waiver of the lock-up restrictions on transfers or sales of our securities following the completion of our IPO, the Wilks will not be subject to any obligation to maintain their ownership interest in us and may elect at any time thereafter to sell all or a substantial portion of or otherwise reduce their ownership interest in us. If the Wilks sell all or a substantial portion of their ownership interests in us, they may have less incentive to assist in our success and their appointees may choose to resign from their positions as members of our board of directors. Such actions could adversely affect our ability to successfully implement our business strategies which could adversely affect our cash flows or results of operations.

Our amended and restated certificate of incorporation and amended and restated bylaws, as well as Delaware law, contain provisions that could discourage acquisition bids or merger proposals, which may adversely affect the market price of our Class A common stock and could deprive our investors of the opportunity to receive a premium for their shares.

Our amended and restated certificate of incorporation authorizes our board of directors to issue preferred stock without stockholder approval in one or more series, designate the number of shares constituting any series, and fix the rights, preferences, privileges and restrictions thereof, including dividend rights, voting rights, rights and terms of redemption, redemption price or prices and liquidation preferences of such series. If our board of directors elects to issue preferred stock, it could be more difficult for a third party to acquire us. In addition, some provisions of our amended and restated certificate of incorporation and amended and restated bylaws could make it more difficult for a third party to acquire control of us, even if the change of control would be beneficial to our stockholders. These provisions include the following:

- until we cease to be a controlled company, the members of our board of directors designated by the parties to the Stockholders’ Agreement will have a majority of the voting power of our board of directors;
- after we cease to be a controlled company, dividing our board of directors into three classes of directors, with each class serving staggered three-year terms;
- after we cease to be a controlled company, and subject to the terms of our Stockholders’ Agreement, providing that all vacancies, including newly created directorships, may, except as otherwise required by law or, if applicable, the rights of holders of a series of preferred stock, only be filled by the affirmative vote of a majority of directors then in office, even if less than a quorum (prior to such time, vacancies may also be filled by stockholders holding a majority of the outstanding shares);

Table of Contents

- after we cease to be a controlled company, permitting any action by stockholders to be taken only at an annual meeting or special meeting rather than by a written consent of the stockholders, subject to the rights of any series of preferred stock with respect to such rights;
- after we cease to be a controlled company, permitting special meetings of our stockholders to be called only by our Chief Executive Officer, the Executive Chairman of our board of directors and our board of directors pursuant to a resolution adopted by the affirmative vote of a majority of the total number of authorized directors whether or not there exist any vacancies in previously authorized directorships;
- after we cease to be a controlled company, and subject to the rights of the holders of shares of any series of our preferred stock and the terms of our Stockholders' Agreement, requiring the affirmative vote of the holders of at least 66 2/3% in voting power of all then outstanding common stock entitled to vote generally in the election of directors, voting together as a single class, to remove any or all of the directors from office at any time, and directors will be removable only for "cause";
- prohibiting cumulative voting in the election of directors;
- establishing advance notice provisions for stockholder proposals and nominations for elections to the board of directors to be acted upon at meetings of stockholders; and
- providing that the board of directors is expressly authorized to adopt, or to alter or repeal our bylaws.

In addition, certain change of control events will have the effect of accelerating the payments due under the Tax Receivable Agreement, which could be substantial and accordingly serve as a disincentive to a potential acquirer of the Company. Please see "—In certain cases, payments under the Tax Receivable Agreement may be accelerated and/or significantly exceed the actual benefits, if any, ProFrac Holding Corp. realizes in respect of the tax attributes subject to the Tax Receivable Agreement."

Our amended and restated certificate of incorporation designates the Court of Chancery of the State of Delaware as the sole and exclusive forum for certain types of actions and proceedings that may be initiated by our stockholders, which could limit our stockholders' ability to obtain a favorable judicial forum for disputes with us or our directors, officers, employees or agents.

Our amended and restated certificate of incorporation provides that, unless we consent in writing to the selection of an alternative forum, the Court of Chancery of the State of Delaware, or, if such court does not have subject matter jurisdiction thereof, the federal district court of the State of Delaware, will, to the fullest extent permitted by applicable law, be the sole and exclusive forum for (i) any derivative action, suit or proceeding brought on our behalf, (ii) any action, suit or proceeding asserting a claim of breach of a fiduciary duty owed by any of our current or former directors, officers, employees or stockholders to us or our stockholders, (iii) any action, suit or proceeding asserting a claim arising pursuant to any provision of the Delaware General Corporation Law (the "DGCL"), our certificate of incorporation or our bylaws (as either may be amended or restated) or as to which the DGCL confers jurisdiction on the Court of Chancery of the State of Delaware, or (iv) any action, suit or proceeding asserting a claim governed by the internal affairs doctrine, in each such case subject to such Court of Chancery having personal jurisdiction over the indispensable parties named as defendants therein. Any person or entity purchasing or otherwise acquiring any interest in shares of our capital stock will be deemed to have notice of, and consented to, the provisions of our amended and restated certificate of incorporation described in the preceding sentences. This choice of forum provision may limit a stockholder's ability to bring a claim in a judicial forum that it finds favorable for disputes with us or our directors, officers, employees or stockholders, which may discourage such lawsuits against us and such persons. However, stockholders will not be deemed to have waived our compliance with the federal securities laws and the rules and regulations thereunder and the exclusive forum provision would not apply to suits brought to enforce a duty or liability created by the Securities Act or the Exchange Act.

[Table of Contents](#)

Our amended and restated certificate of incorporation also provides that the federal district courts of the United States will be the exclusive forum for any complaint asserting a cause of action under the Securities Act. Section 22 of the Securities Act creates concurrent jurisdiction for federal and state courts over all suits brought to enforce any duty or liability created by the Securities Act or the rules and regulations thereunder. Accordingly, there is uncertainty as to whether a court would enforce this forum provision providing for exclusive jurisdiction of federal district courts with respect to suits brought to enforce any duty or liability created by the Securities Act. If a court were to find these provisions of our certificate of incorporation inapplicable to, or unenforceable in respect of, one or more of the specified types of actions or proceedings, we may incur additional costs associated with resolving such matters in other jurisdictions, which could adversely affect our business, financial condition or results of operations.

We do not intend to pay cash dividends on our Class A common stock and our existing debt agreements place certain restrictions on our ability to do so. Consequently, your only opportunity to achieve a return on your investment is if the price of our Class A common stock appreciates.

We do not anticipate paying any cash dividends on our Class A common stock in the foreseeable future. In addition, our existing debt agreements place, and we expect our future debt agreements will place, certain restrictions on our ability to pay cash dividends. Consequently, unless we revise our dividend policy, your only opportunity to achieve a return on your investment in us will be if you sell your Class A common stock at a price greater than you paid for it. There is no guarantee that the price of our Class A common stock that will prevail in the market will ever exceed the price that you pay in this offering.

Future sales of our Class A common stock in the public market, or the perception that such sales may occur, could reduce our stock price, and any additional capital raised by us through the sale of equity or convertible securities may dilute your ownership in us.

We may issue or sell additional shares of Class A common stock or securities that are convertible or exchangeable therefor. After the completion of this offering, we have 41,239,957 outstanding shares of Class A common stock. This number includes 18,228,153 shares that we sold in the IPO and 1,545,575 shares of Class A common stock to be sold in this offering, which may be resold immediately in the public market, unless such shares are held by any of our "affiliates" as such term is defined in Rule 144 under the Securities Act. Following the completion of this offering, the Wilks will own 26,666,228 shares of our Class A common stock and 97,447,865 shares of our Class B common stock, or approximately 88.6% of our total outstanding shares. Certain ProFrac LLC Unit Holders are party to a registration rights agreement, which requires us to effect the registration of any shares of Class A common stock that they receive in exchange for their ProFrac LLC Units in certain circumstances no earlier than the expiration of the lock-up period contained in the underwriting agreement entered into in connection with the IPO. In addition, we have agreed to file a resale shelf registration statement that registers the resale of shares issued to the West Munger Sellers (as defined herein).

We previously filed a registration statement with the SEC on Form S-8 providing for the registration of 3,120,708 shares of our Class A common stock issued or reserved for issuance under our long term incentive plan. Subject to the satisfaction of vesting conditions, the expiration of lock-up agreements and the requirements of Rule 144, shares registered under the registration statement on Form S-8 may be made available for resale immediately in the public market without restriction.

We cannot predict the size of future issuances of our Class A common stock or securities convertible into Class A common stock or the effect, if any, that future issuances and sales of shares of our Class A common stock will have on the market price of our Class A common stock. Sales of substantial amounts of our Class A common stock (including shares issued in connection with an acquisition), or the perception that such sales could occur, may adversely affect prevailing market prices of our Class A common stock.

The underwriters in the IPO may waive or release parties to the lock-up agreements entered into in connection with the IPO, which could adversely affect the price of our Class A common stock.

We, all of our directors that own equity in us following the completion of the IPO and all of our executive officers have entered into lock-up agreements pursuant to which we and they are subject to certain restrictions with respect to the sale or other disposition of our Class A common stock for a period of 180 days following May 12, 2022. The underwriters in the IPO, at any time and without notice, may release all or any portion of the Class A common stock subject to the foregoing lock-up agreements. See “Underwriting” for more information on these agreements. If the restrictions under the lock-up agreements are waived, then the Class A common stock, subject to compliance with the Securities Act or exceptions therefrom, will be available for sale into the public markets, which could cause the market price of our Class A common stock to decline and impair our ability to raise capital.

ProFrac Holding Corp. is required to make payments under the Tax Receivable Agreement for certain tax benefits that it may claim, and the amounts of such payments could be significant.

ProFrac Holding Corp. entered into the Tax Receivable Agreement with the TRA Holders. This agreement generally provides for the payment by ProFrac Holding Corp. to the TRA Holders of 85% of the net cash savings, if any, in U.S. federal, state and local income tax and franchise tax (computed using simplifying assumptions to address the impact of state and local taxes) that ProFrac Holding Corp. actually realizes (or is deemed to realize in certain circumstances) in periods after the IPO as a result of certain increases in tax basis available to ProFrac Holding Corp. as a result of acquisitions of ProFrac LLC Units in connection with the IPO or pursuant to the exercise of the Redemption Right or the Call Right and certain benefits attributable to imputed interest. We will retain the benefit of the remaining 15% of any actual net cash tax savings.

The term of the Tax Receivable Agreement commenced upon the completion of the IPO and will continue until all tax benefits that are subject to the Tax Receivable Agreement have been utilized or expired, unless we experience a change of control (as defined in the Tax Receivable Agreement, which includes certain mergers, asset sales, or other forms of business combinations) or the Tax Receivable Agreement otherwise terminates early (at our election or as a result of our breach or the commencement of bankruptcy or similar proceedings by or against us) and ProFrac Holding Corp. makes the termination payments specified in the Tax Receivable Agreement in connection with such change of control or other early termination. In the event that the Tax Receivable Agreement is not terminated, the payments under the Tax Receivable Agreement are anticipated to commence in 2023 and to continue for 15 years after the date of the last redemption of the ProFrac LLC Units.

The payment obligations under the Tax Receivable Agreement are ProFrac Holding Corp.’s obligations and not obligations of ProFrac LLC, and we expect that the payments required to be made under the Tax Receivable Agreement will be substantial. Estimating the amount and timing of payments that may become due under the Tax Receivable Agreement is by its nature imprecise. For purposes of the Tax Receivable Agreement, net cash tax savings generally are calculated by comparing ProFrac Holding Corp.’s actual tax liability (determined by using the actual applicable U.S. federal income tax rate and an assumed combined state and local income and franchise tax rate) to the amount ProFrac Holding Corp. would have been required to pay had it not been able to utilize any of the tax benefits subject to the Tax Receivable Agreement. The actual increases in tax basis covered by the Tax Receivable Agreement, as well as the amount and timing of any payments under the Tax Receivable Agreement, will vary depending on a number of factors, including the timing of any redemption of ProFrac LLC Units, the price of ProFrac Holding Corp.’s Class A common stock at the time of each redemption, the extent to which such redemptions are taxable transactions, the amount of the redeeming ProFrac LLC Unit Holder’s tax basis in its ProFrac LLC Units at the time of the relevant redemption, the depreciation and amortization periods that apply to the increase in tax basis, the amount and timing of taxable income we generate in the future, the U.S. federal income tax rates then applicable, and the portion of ProFrac Holding

[Table of Contents](#)

Corp.'s payments under the Tax Receivable Agreement that constitute imputed interest or give rise to depreciable or amortizable tax basis. Any distributions made by ProFrac LLC to ProFrac Holding Corp. in order to enable ProFrac Holding Corp. to make payments under the Tax Receivable Agreement, as well as any corresponding pro rata distributions made to the ProFrac LLC Unit Holders, could have an adverse impact on our liquidity.

The payments under the Tax Receivable Agreement are not conditioned upon a TRA Holder having a continued ownership interest in ProFrac Holding Corp. or ProFrac LLC. For additional information regarding the Tax Receivable Agreement, see "Certain Relationships and Related Party Transactions—Tax Receivable Agreement."

In certain cases, payments under the Tax Receivable Agreement may be accelerated and/or significantly exceed the actual benefits, if any, ProFrac Holding Corp. realizes in respect of the tax attributes subject to the Tax Receivable Agreement.

If we experience a change of control (as defined under the Tax Receivable Agreement, which includes certain mergers, asset sales and other forms of business combinations) or the Tax Receivable Agreement otherwise terminates early (at our election or as a result of our breach or the commencement of bankruptcy or similar proceedings by or against us), ProFrac Holding Corp.'s obligations under the Tax Receivable Agreement would accelerate and ProFrac Holding Corp. would be required to make an immediate payment equal to the present value of the anticipated future payments to be made by it under the Tax Receivable Agreement (determined by applying a discount rate equal to (i) the greater of (A) 0.25% and (B) the 180-Day Average Secured Overnight Financing Rate ("SOFR"), plus (ii) 150 basis points) and such payment is expected to be substantial. The calculation of anticipated future payments is based upon certain assumptions and deemed events set forth in the Tax Receivable Agreement, including (i) that ProFrac Holding Corp. has sufficient taxable income to fully utilize the tax benefits covered by the Tax Receivable Agreement, and (ii) that any ProFrac LLC Units (other than those held by ProFrac Holding Corp.) outstanding on the termination date are deemed to be redeemed on the termination date. Any early termination payment may be made significantly in advance of, and may materially exceed, the actual realization, if any, of the future tax benefits to which the termination payment relates.

If we experience a change of control (as defined under the Tax Receivable Agreement) or the Tax Receivable Agreement otherwise terminates early, ProFrac Holding Corp.'s obligations under the Tax Receivable Agreement could have a substantial negative impact on our liquidity and could have the effect of delaying, deferring or preventing certain mergers, asset sales, or other forms of business combinations or changes of control. For example, if we were to experience a change of control, the estimated termination payments would, in the aggregate, be approximately \$487 million (calculated using a discount rate equal to (i) the greater of (A) 0.25% and (B) SOFR, plus (ii) 150 basis points, applied against an undiscounted liability of \$568 million calculated at the 21% U.S. federal corporate income tax rate and estimated applicable state and local income tax rates). The foregoing amount is merely an estimate and the actual payment could differ materially. There can be no assurance that we will be able to satisfy our obligations under the Tax Receivable Agreement.

Please read "Certain Relationships and Related Party Transactions—Tax Receivable Agreement."

In the event that payment obligations under the Tax Receivable Agreement are accelerated in connection with certain mergers, other forms of business combinations or other changes of control, the consideration payable to holders of our Class A common stock could be substantially reduced.

If we experience a change of control (as defined under the Tax Receivable Agreement, which includes certain mergers, asset sales and other forms of business combinations), ProFrac Holding Corp. would be obligated to make a substantial immediate lump-sum payment, and such payment may be significantly in advance of, and may materially exceed, the actual realization, if any, of the future tax benefits to which the payment relates. As a result of this payment obligation, holders of our Class A common stock could receive substantially less

[Table of Contents](#)

consideration in connection with a change of control transaction than they would receive in the absence of such obligation. Further, any payment obligations under the Tax Receivable Agreement are not conditioned upon the TRA Holders' having a continued interest in ProFrac Holding Corp. or ProFrac LLC. Accordingly, the TRA Holders' interests may conflict with those of the holders of our Class A common stock. Please read "Risk Factors—Risks Related to this Offering and Our Class A Common Stock—In certain cases, payments under the Tax Receivable Agreement may be accelerated and/or significantly exceed the actual benefits, if any, ProFrac Holding Corp. realizes in respect of the tax attributes subject to the Tax Receivable Agreement" and "Certain Relationships and Related Party Transactions—Tax Receivable Agreement."

We will not be reimbursed for any payments made under the Tax Receivable Agreement in the event that any tax benefits are subsequently disallowed.

Payments under the Tax Receivable Agreement are based on the tax reporting positions that we determine. The U.S. Internal Revenue Service ("IRS") or another taxing authority may challenge all or part of the tax basis increases covered by the Tax Receivable Agreement, as well as other related tax positions we take, and a court could sustain such challenge. The TRA Holders will not reimburse us for any payments previously made under the Tax Receivable Agreement if any tax benefits that have given rise to payments under the Tax Receivable Agreement are subsequently disallowed, except that excess payments made to any TRA Holder will be netted against future payments that would otherwise be made to such TRA Holder, if any, after our determination of such excess (which determination may be made a number of years following the initial payment and after future payments have been made). As a result, in such circumstances, we could make payments that are greater than ProFrac Holding Corp.'s actual cash tax savings, if any, and we may not be able to recoup those payments, which could materially adversely affect our liquidity.

If ProFrac LLC were to become a publicly traded partnership taxable as a corporation for U.S. federal income tax purposes, ProFrac Holding Corp. and ProFrac LLC might be subject to potentially significant tax inefficiencies, and we would not be able to recover payments previously made by ProFrac Holding Corp. under the Tax Receivable Agreement even if the corresponding tax benefits were subsequently determined to have been unavailable due to such status.

We intend to operate such that ProFrac LLC does not become a publicly traded partnership taxable as a corporation for U.S. federal income tax purposes. A "publicly traded partnership" is a partnership the interests of which are traded on an established securities market or are readily tradable on a secondary market or the substantial equivalent thereof. Under certain circumstances, redemptions of ProFrac LLC Units pursuant to the Redemption Right (or acquisitions of ProFrac LLC Units pursuant to the Call Right) or other transfers of ProFrac LLC Units could cause ProFrac LLC to be treated as a publicly traded partnership. Applicable U.S. Treasury regulations provide for certain safe harbors from treatment as a publicly traded partnership, and we intend to operate such that redemptions or other transfers of ProFrac LLC Units qualify for one or more such safe harbors. For example, we intend to limit the number of unitholders of ProFrac LLC, and the ProFrac LLC Agreement provides for limitations on the ability of unitholders of ProFrac LLC to transfer their ProFrac LLC Units and provides ProFrac Holding Corp., as the managing member of ProFrac LLC, with the right to impose restrictions (in addition to those already in place) on the ability of unitholders of ProFrac LLC to redeem their ProFrac LLC Units pursuant to the Redemption Right to the extent ProFrac Holding Corp. believes it is necessary to ensure that ProFrac LLC will continue to be treated as a partnership for U.S. federal income tax purposes.

If ProFrac LLC were to become a publicly traded partnership taxable as a corporation for U.S. federal income tax purposes, significant tax inefficiencies might result for ProFrac Holding Corp. and for ProFrac LLC, including as a result of ProFrac Holding Corp.'s inability to file a consolidated U.S. federal income tax return with ProFrac LLC. In addition, ProFrac Holding Corp. might not be able to realize tax benefits covered under the Tax Receivable Agreement, and we would not be able to recover any payments previously made by ProFrac Holding

[Table of Contents](#)

Corp. under the Tax Receivable Agreement, even if the corresponding tax benefits (including any claimed increase in the tax basis of ProFrac LLC's assets) were subsequently determined to have been unavailable.

Changes in effective tax rates, or adverse outcomes resulting from other tax increases or an examination of our income or other tax returns, could adversely affect our results of operations and financial condition.

Any changes in our effective tax rates or tax liabilities could adversely affect our results of operations and financial condition. Our future effective tax rates could be subject to volatility or adversely affected by a number of factors, including:

- changes in the valuation of our deferred tax assets and liabilities;
- expected timing and amount of the release of any tax valuation allowances;
- expansion into or future activities in new jurisdictions;
- the availability of tax deductions, credits, exemptions, refunds and other benefits to reduce tax liabilities;
- tax effects of share-based compensation; and
- changes in tax laws, tax regulations, accounting principles, or interpretations or applications thereof.

In addition, an adverse outcome arising from an examination of our income or other tax returns could result in higher tax exposure, penalties, interest or other liabilities that could have an adverse effect on our operating results and financial condition.

We may issue preferred stock whose terms could adversely affect the voting power or value of our Class A common stock.

Our amended and restated certificate of incorporation authorizes us to issue, without the approval of our stockholders, one or more classes or series of preferred stock having such designations, preferences, limitations and relative rights, including preferences over our Class A common stock respecting dividends and distributions, as our board of directors may determine. The terms of one or more classes or series of preferred stock could adversely impact the voting power or value of our Class A common stock. For example, we might grant holders of preferred stock the right to elect some number of our directors in all events or on the happening of specified events or the right to veto specified transactions. Similarly, the repurchase or redemption rights or liquidation preferences we might assign to holders of preferred stock could affect the residual value of the Class A common stock.

If we were deemed to be an investment company under the Investment Company Act of 1940, as amended (the "1940 Act"), applicable restrictions could make it impractical for us to continue our business as contemplated and could have a material adverse effect on our business, financial condition and results of operations.

Under Sections 3(a)(1)(A) and (C) of the 1940 Act, a company generally will be deemed to be an "investment company" for purposes of the 1940 Act if (i) it is, or holds itself out as being, engaged primarily, or proposes to engage primarily, in the business of investing, reinvesting or trading in securities or (ii) it engages, or proposes to engage, in the business of investing, reinvesting, owning, holding or trading in securities and it owns or proposes to acquire investment securities having a value exceeding 40% of the value of its total assets (exclusive of U.S. government securities and cash items) on an unconsolidated basis. We do not believe that we are an "investment company," as such term is defined in either of those sections of the 1940 Act.

As the sole managing member of ProFrac LLC, we control and operate ProFrac LLC. On that basis, we believe that our interest in ProFrac LLC is not an "investment security" as that term is used in the 1940 Act. However, if we were to cease participation in the management of ProFrac LLC, our interest in ProFrac LLC could be deemed to be an "investment security" for purposes of the 1940 Act.

[Table of Contents](#)

Although we and ProFrac LLC intend to conduct our operations so that we will not be deemed an investment company, if we were to be deemed an investment company, restrictions imposed by the 1940 Act, including limitations on our capital structure and our ability to transact with affiliates, could make it impractical for us to continue our business as contemplated and could have a material adverse effect on our business, financial condition and results of operations.

We are a “controlled company” within the meaning of the Nasdaq rules and, as a result, qualify for and intend to rely on exemptions from certain corporate governance requirements.

Because the Wilks own 26,666,228 shares of Class A common stock and 97,447,865 ProFrac LLC Units (and an equal number of shares of Class B common stock), representing approximately 88.6% of the voting power of our Company following the completion of the IPO, we are a controlled company as of the completion of the IPO under Sarbanes-Oxley and rules of Nasdaq. Additionally, we expect that the Wilks will be deemed a group for purposes of certain rules and regulations of the SEC as a result of the Stockholders' Agreement. Under the Nasdaq rules, a company of which more than 50% of the voting power is held by another person or group of persons acting together is a controlled company and may elect not to comply with certain Nasdaq corporate governance requirements, including the requirements that:

- a majority of the board of directors consist of independent directors as defined under the rules of Nasdaq;
- the nominating and governance committee be composed entirely of independent directors with a written charter addressing the committee's purpose and responsibilities; and
- the compensation committee be composed entirely of independent directors with a written charter addressing the committee's purpose and responsibilities.

These requirements will not apply to us as long as we remain a controlled company. Following the IPO, we intend to utilize some or all of these exemptions. Accordingly, you may not have the same protections afforded to stockholders of companies that are subject to all of the corporate governance requirements of Nasdaq. See “Management.”

For as long as we are an emerging growth company, we will not be required to comply with certain reporting requirements, including those relating to accounting standards and disclosure about our executive compensation, that apply to other public companies.

We are classified as an “emerging growth company” under the JOBS Act. For as long as we are an emerging growth company, which may be up to five full fiscal years, unlike other public companies, we will not be required to, among other things: (i) provide an auditor's attestation report on management's assessment of the effectiveness of our system of internal control over financial reporting pursuant to Section 404(b) of Sarbanes-Oxley; (ii) comply with any new requirements adopted by the Public Company Accounting Oversight Board requiring mandatory audit firm rotation or a supplement to the auditor's report in which the auditor would be required to provide additional information about the audit and the financial statements of the issuer; (iii) provide certain disclosures regarding executive compensation required of larger public companies; or (iv) hold nonbinding advisory votes on executive compensation. Additionally, as an emerging growth company, we are required to have only two years of audited financial statements and only two years of related Management's Discussion and Analysis of Financial Condition and Results of Operations disclosure. We may remain an emerging growth company for up to five years from the date of the IPO, although we will lose that status sooner if we have more than \$1.07 billion of revenues in a fiscal year, have more than \$700.0 million in market value of our Class A common stock held by non-affiliates, or issue more than \$1.0 billion of non-convertible debt over a three-year period.

[Table of Contents](#)

To the extent that we rely on any of the exemptions available to emerging growth companies, you will receive less information about our executive compensation and internal control over financial reporting than issuers that are not emerging growth companies. Additionally, we intend to take advantage of the extended transition periods for the adoption of new or revised financial accounting standards under the JOBS Act until we are no longer an emerging growth company. Our election to use the transition periods permitted by this election may make it difficult to compare our financial statements to those of non-emerging growth companies and other emerging growth companies that have opted out of the extended transition periods permitted under the JOBS Act and who will comply with new or revised financial accounting standards.

If some investors find our Class A common stock to be less attractive as a result, there may be a less active trading market for our Class A common stock and our stock price may be more volatile.

If securities or industry analysts cease publishing research reports or publish unfavorable research about our business, the price and trading volume of our Class A common stock could decline.

The trading market for our Class A common stock will depend in part on the research reports that securities or industry analysts publish about us or our business. If one or more of the analysts who covers us downgrades our securities, the price of our securities would likely decline. Moreover, if one or more of these analysts ceases to cover us or fails to publish regular reports on us, interest in the purchase of our securities could decrease, which could cause the price of our Class A common stock and other securities and their trading volume to decline.

Use of proceeds

We will not receive any of the proceeds from the sale of our Class A common stock by the selling stockholders.

Dividend policy

We do not anticipate declaring or paying any cash dividends to holders of our Class A common stock in the foreseeable future. We currently intend to retain future earnings, if any, to finance the growth of our business. Our future dividend policy is within the discretion of our board of directors and will depend upon then-existing conditions, including our results of operations, financial condition, capital requirements, investment opportunities, statutory restrictions on our ability to pay dividends and other factors our board of directors may deem relevant. In addition, our existing debt agreements place, and we expect our future debt agreements will place, certain restrictions on our ability to pay cash dividends on our Class A common stock. See “Risk Factors—Risks Related to this Offering and Our Class A Common Stock—We do not intend to pay cash dividends on our Class A common stock and our existing debt agreements place certain restrictions on our ability to do so. Consequently, your only opportunity to achieve a return on your investment is if the price of our Class A common stock appreciates.”

Capitalization

The following table sets forth our cash and cash equivalents and capitalization as of March 31, 2022:

- on an actual basis for ProFrac Predecessor;
- on a pro forma basis to give effect to (i) the expansion of the Old Term Loan Credit Facility and related BPC Acquisition, (ii) the entry into the New Term Loan Credit Facility and the application of borrowings thereunder to fund a portion of the purchase price in the FTSI Acquisition and associated expenses and to repay in full the Old Term Loan Credit Facility, (iii) the issuance of subordinated debt to THRC Holdings and Equify, the proceeds of which were used to fund a portion of the purchase price in the FTSI Acquisition and (iv) the completion of the FTSI Acquisition; and
- on a pro forma as adjusted basis to give effect to (i) the pro forma adjustments described above, (ii) the transactions described under “Summary—Initial Public Offering and Corporate Reorganization”, (iii) the sale of shares of our Class A common stock in the IPO at the initial offering price of \$18.00 per share, after deducting the estimated underwriting discounts and commissions and estimated offering expenses payable by us and (iv) the application of the net proceeds from the IPO.

This table is derived from, should be read together with and is qualified in its entirety by reference to the historical consolidated financial statements and the accompanying notes included elsewhere in this prospectus. You should also read this table in conjunction with “Management’s Discussion and Analysis of Financial Condition and Results of Operations” and “Summary—Initial Public Offering and Corporate Reorganization.”

	As of March 31, 2022	
	ProFrac Predecessor Historical(1)	ProFrac Holding Corp. Pro Forma
	(in thousands, except share counts and par value)	
Cash and cash equivalents	\$ 28,654	\$ 35,156
Long-term debt(2):		
Old ABL Credit Facility	\$ —	\$ —
New ABL Credit Facility	70,706	56,729
First Financial Loan due 2024	26,377	26,377
Old Term Loan Credit Facility due 2023	—	—
New Term Loan Credit Facility due 2025	450,000	306,209
Best Flow Note	—	—
Best Flow Credit Facility	—	—
Alpine Promissory Note	—	—
Equify Bridge Note due 2027	45,800	25,000
Backstop Note due 2027	22,000	—
Closing Date Note due 2027	22,000	—
Other	11,129	11,129
Less: unamortized debt issuance costs	(22,388)	(16,447)
Less: current portion of long-term debt	(47,620)	(47,620)
Total long-term debt	\$ 578,004	\$ 361,377
Temporary equity	\$ —	\$ 1,820,398

[Table of Contents](#)

	As of March 31, 2022	
	ProFrac Predecessor Historical(1)	ProFrac Holding Corp. Pro Forma
	(in thousands, except share counts and par value)	
Members'/Shareholders' equity:		
Class A common stock, \$0.01 par value; no shares authorized, issued or outstanding (Actual Historical); 600,000,000 shares authorized, 41,237,003 shares issued and outstanding, As Adjusted	—	412
Class B common stock, \$0.01 par value; no shares authorized, issued or outstanding (Actual Historical); 400,000,000 shares authorized, 101,133,201 shares issued and outstanding, As Adjusted	—	1,012
Members Equity	244,992	—
Additional paid-in capital	—	—
Accumulated other comprehensive (loss) income	(46)	(46)
Non-controlling interest	1,421	1,421
Accumulated deficit	—	(1,325,683)
Total equity	246,367	497,514
Total Capitalization	\$ 824,371	\$ 858,891

- (1) ProFrac Holding Corp. was incorporated on August 17, 2021. The data in this table has been derived from the historical consolidated financial statements included in this prospectus, which reflect the financial condition and results of operations of ProFrac Predecessor as discussed elsewhere in this prospectus.
- (2) For a description of our long-term debt outstanding as of May 31, 2022, please see “Management’s Discussion and Analysis of Financial Condition and Results of Operations—Liquidity and Capital Resources—Credit Facilities and Other Financing Arrangements.”.

Management's discussion and analysis of financial condition and results of operations

You should read the following discussion and analysis of our financial condition and results of operations together with ProFrac Predecessor's audited financial statements and related notes thereto appearing at the end of this prospectus. Unless otherwise indicated, the historical financial information in this "Management's Discussion and Analysis of Financial Condition and Results of Operations" reflects only the historical financial results of ProFrac Predecessor prior to the Corporate Reorganization.

Some of the information contained in this discussion and analysis or set forth elsewhere in this prospectus, including information with respect to our plans and strategy for our business and related financing, includes forward-looking statements that involve risks and uncertainties. You should read the sections of this prospectus entitled "Risk Factors" and "Cautionary Statement Regarding Forward-Looking Statements" for a discussion of important factors that could cause actual results to differ materially from the results described in or implied by the forward-looking statements contained in the following discussion and analysis. We do not undertake any obligation to publicly update any forward-looking statements except as otherwise required by applicable law.

Our Predecessor and ProFrac Holding Corp.

ProFrac Holding Corp. was formed on August 17, 2021, and had not conducted any material business operations prior to the completion of the transactions described under "Summary—Initial Public Offering and Corporate Reorganization" other than certain activities related to the IPO. Our predecessor consists of ProFrac LLC and its subsidiaries, Best Flow and Alpine (which we refer to as "ProFrac Predecessor") on a consolidated basis. Historical periods for ProFrac Predecessor had been presented on a consolidated and combined basis given the common control ownership by the Wilks. On December 21, 2021, all of the then-outstanding membership interests in Best Flow and Alpine were contributed to ProFrac LLC in exchange for membership interests in ProFrac LLC. Unless otherwise indicated, the historical consolidated financial information included in this prospectus presents the historical financial information of ProFrac Predecessor. Historical consolidated financial information is not indicative of the results that may be expected in any future periods. For more information, please see the historical consolidated financial statements and related notes thereto included elsewhere in this prospectus and "—Factors Affecting the Comparability of Our Financial Results."

Overview

We are a growth-oriented, vertically integrated and innovation-driven energy services company providing hydraulic fracturing, completion services and other complementary products and services to leading upstream oil and gas companies engaged in the exploration and production ("E&P") of North American unconventional oil and natural gas resources. Founded in 2016, ProFrac was built to be the go-to service provider for E&P companies' most demanding hydraulic fracturing needs. We are focused on employing new technologies to significantly reduce "greenhouse gas" ("GHG") emissions and increase efficiency in what has historically been an emissions-intensive component of the unconventional E&P development process. We believe the technical and operational capabilities of our fleets ideally position us to capture increased demand resulting from the market recovery and our customers' shifting preferences favoring the sustainable development of natural resources.

Our operations are primarily focused in the West Texas, East Texas/Louisiana, South Texas, Oklahoma, Uinta and Appalachian regions, where we have cultivated deep and longstanding customer relationships with some of those regions' most active E&P companies. We operate in three business segments: stimulation services, manufacturing and proppant production. We believe we are the largest privately owned, and second largest

[Table of Contents](#)

overall, provider of hydraulic fracturing services in North America by HHP, with aggregate installed capacity of over 1.7 million HHP across 34 conventional fleets, of which, as of March 31, 2022, 31 were active, reflecting a net installed capacity of approximately 1.5 million HHP across our active fleets. We believe a greater percentage of our conventional fleets prior to the FTSI Acquisition incorporated lower-emission Tier IV diesel engines relative to our peers, making them among the most emissions-friendly and capable in the industry. Further, we believe that because of those fleets' capabilities and reliability, and our relentless focus on efficient and environmentally-sound energy service solutions, our high-quality customer base views us as an integral partner in their efforts to improve their ESG profiles without sacrificing service quality.

Our lower-emission conventional hydraulic fracturing fleets have been designed to reduce our customers' relative emissions footprint while handling the most demanding well completions, which are characterized by higher pumping pressures, higher pumping volumes, longer horizontal wellbores, more frac stages per lateral and increasing amounts of proppant pumped per well. Approximately 90% of our Pre-Acquisition Fleets are less than six years old, with 60% having Tier IV engines and 49% having dual fuel capabilities as of March 31, 2022. In addition, we have paired these technologies with our proprietary ESCs to reduce idle time, which is the time during which an engine generates the highest amount of emissions, by as much as 90%, and reduce fuel consumption and GHG emissions by as much as 24%. In addition, these ESCs are capable of cold starting the engines on our pumping units without the assistance of truck tractors. This technology allows us to significantly decrease the number of truck tractors required for our operations, not only further reducing overall emissions but also eliminating the capital, safety risks and operating and maintenance costs associated with operating the additional truck tractors required for fleets that do not utilize ESCs. On the whole, these cost savings are significant, allowing us to avoid an incremental \$15,000 per year in costs associated with each truck tractor eliminated from our operations. Since early 2021, we have installed ESCs in seven fleets, and have reduced our truck tractor count by 125. We continue to install ESCs throughout our fleets, with 141 pumps equipped with ESCs as of March 31, 2022, and anticipate being able to realize total cost savings of approximately \$300,000 per year per fleet as a result. When further combined with our real time GHG emissions monitoring, our fleets create additional synergies in efficiency that result in cost savings for our customers. We intend to continue to upgrade and overhaul our other fleets with the goal of having all of our conventional fleets similarly equipped, a process made cheaper by our in-house manufacturing capabilities detailed below. This strategy aligns with our ESG initiative to minimize our carbon footprint as a part of our goal to have all of our conventional fleets equipped with emissions reduction technology. By contrast, many of the fleets we acquired in the FTSI Acquisition are substantially older, are generally less technologically advanced and do not have the same attractive emissions profile as our Pre-Acquisition Fleets. These legacy fleets may require additional maintenance and capital expenditures and may be unable to reduce our customers' relative emissions footprint or satisfy their ESG objectives. Following the completion of the FTSI Acquisition, approximately 60% of our fleets are less than six years old, with 30% having Tier IV engines and 40% having dual fuel capabilities as of March 31, 2022. After giving effect to our retirement of 650,000 HHP from 11 of FTSI's older, emissions-intensive fleets acquired in the FTSI Acquisition, 40% of our fleets will have Tier IV engines and 54% of our fleets will have dual fuel capabilities.

In addition to our existing low-emission conventional fleets, we are constructing electric powered hydraulic fracturing fleets equipped with Clean Fleet® technology licensed from USWS. Under our agreement with USWS, we have acquired 3 licenses and may acquire up to 17 additional licenses (along with certain other rights) to construct in-house new, electric-powered hydraulic fracturing fleets utilizing Clean Fleet® technology. This technology utilizes electric motors powered by lower-cost, lower-emission power solutions, including local utility-sourced line power, or on-site generation from natural gas produced and conditioned in the field, CNG, LNG, and/or traditional fuels, if needed. This flexibility in fuel supply can provide our customers with additional tools to meet their emissions and sustainability goals by reducing their reliance on diesel, as well as offer potentially significant fuel cost savings. We believe that our fleets equipped with Clean Fleet® technology will

[Table of Contents](#)

supplement our environmentally advantaged conventional fleets and provide our customers an optimized suite of options to satisfy their ESG objectives while maximizing operating efficiency. We expect to begin deploying the first of these electric-powered hydraulic fracturing fleets in the second quarter of 2022, and we have two more under construction, which we expect to be ready for deployment during the second half of 2022. We believe that our new electric fleets, together with our existing conventional fleets, which we continue to optimize to incorporate efficiency-enhancing features, place us on the leading edge of the domestic hydraulic fracturing business and position us to maintain a high equipment utilization rate, low emissions and attractive profitability.

Facilitating the advanced technology and operational capability of our equipment is our vertically integrated business model and supply chain management, which allows us to manufacture, assemble, repair and maintain our own fleets and ancillary frac equipment, including power ends, fluid ends, flow iron and monolines. Our vertically integrated business model also allows us to offer customers a suite of ancillary services that enhance the efficacy of the well completion process, including sand, completion chemicals and related equipment.

We operate facilities in Cisco, Aledo and Fort Worth, Texas, including an ISO 9001 2015 certified OEM manufacturing facility, in which we manufacture and refurbish many of the components used by our fleets, including pumps, fluid ends, power ends, flow iron and other consumables and an engine and transmission rebuild facility that is licensed to provide warranty repairs on our transmissions. These facilities, which have a proven capability to manufacture up to 22 pumps, or 55,000 HHP, per month (including electric fleets) and perform substantially all of the maintenance, repair and servicing of our hydraulic fracturing fleets, provide in-house manufacturing capacity that enables cost-advantaged growth and maintenance.

Vertical integration enables us to realize a lower capital investment and operating expense by capturing the margin of manufacturing and/or maintenance, by recycling and refurbishing older machinery in our fleet, as opposed to disposing of it, and by enabling the ongoing improvement of our equipment and processes as part of a continuous research and development cycle. This combination also facilitates our “Acquire, Retire, Replace”™ approach to growing, maintaining and modernizing our fleets, and helps us mitigate supply chain constraints that have disrupted competitors’ and customers’ operations in the past. For example, as part of the FTSI Acquisition we are implementing our “Acquire, Retire, Replace”™ strategy by retiring 650,000 HHP of FTSI’s older, emissions-intensive fleets and recycling or refurbishing equipment from such fleets. Our in-house manufacturing capabilities also allow us to rapidly implement new technologies in a cost-effective manner not possible for many of our peers. We believe that as a result of this vertical integration, we are able to achieve conventional Tier IV dual fuel fleet construction costs of \$540 per HHP contrasted with an industry cost of up to \$861 per HHP, according to Daniel Energy Partners, and an average expected price to build electric fleets, excluding power generation, of \$467 per HHP inclusive of licensing costs.

Our manufacturing capabilities and control over the manufacturing process have allowed us to design and build hydraulic fracturing fleets to uniform specifications intended for deployment in resource basins requiring high levels of pressure, flow rate and sand intensity. We believe the standardized, modular configuration of our equipment provides us with several competitive advantages, including reduced repair and maintenance costs, reduced downtime, reduced inventory costs, reduced complexity in our operations, training efficiencies and the ability to redeploy equipment among operating basins. We believe that our uniform fleet specifications along with the ability to more directly control our supply chain and end-of-life management for our equipment differentiates us from competitors who typically purchase such equipment from third party manufacturers and rely on such manufacturers or other third parties for repair and maintenance.

We also provide ancillary products and services, further increasing our value as a business partner to our customers, including frac sand, completion chemicals, frac design and related services, logistics coordination

and real time data reporting, such as operational statistics, inventory management, completions updates and emissions monitoring.

Through our recent convertible preferred equity investment in Flotek, we have gained access to a low-cost, long-term supply of a full suite of completion chemicals required by our customers during the completion process, including Flotek's proprietary biodegradable complex nano-Fluid® technology, which is more environmentally friendly than commonly used alternatives. For additional information on our investment in Flotek, please see "Summary—Recent Developments—Flotek Investment."

In addition, to meet our customers' need for proppant, we operate an approximate three-million-ton-per-year sand mine and processing facility in Kermit, Texas, with 40.7 million tons of proved reserves as of December 31, 2021, which allows us to sell proppant to our customers in West Texas and Southeastern New Mexico. We also recently acquired approximately 6,700 acres near Lamesa, Texas, which we refer to as West Munger, that we are developing into an in-basin Permian Basin frac sand resource. We are in the process of installing mining and processing facilities at West Munger which, once operational, will be one of only two sand mines in the Midland Basin. West Munger and the Kermit sand mine are each located within 100 miles of approximately 98% of all horizontal rigs in the Permian Basin, providing us with ready access to potential customers. Our integrated service platform creates operational efficiencies for our customers and allows us to capture a greater portion of their development capital spending, positioning us to maintain high equipment utilization rates, low emissions and attractive profitability.

For the three months ended March 31, 2022, ProFrac Predecessor generated net income of approximately \$24.1 million, Adjusted EBITDA of approximately \$91.5 million and an annualized Adjusted EBITDA per fleet of \$16.9 million, respectively. On a pro forma basis, the Company generated net losses of approximately \$6.2 million, Adjusted EBITDA of approximately \$99.4 million and an annualized Adjusted EBITDA per fleet of \$12.8 million, respectively. For the definitions of Adjusted EBITDA and Adjusted EBITDA per fleet and a reconciliation to their most directly comparable financial measures calculated and presented in accordance with GAAP, please read "—Summary Historical and Pro Forma Financial Data—Non-GAAP Financial Measures."

Overall trends and outlook

The global public health crisis associated with the COVID-19 pandemic had an unprecedented effect on demand for energy, crude oil prices and global economic activity. In 2020, the combined effect of COVID-19 and the disruptions to the energy industry led to a rapid and significant decline in WTI crude oil prices and Henry Hub natural gas prices, further exacerbating the oilfield service industry conditions still reeling from the broad oil and gas downturn that originally started in 2014. In response to the significant drop in commodity prices, E&P companies acted swiftly to reduce capital budgets and drilling and completion activity. Reduced demand for services compounded by constrained capital access forced the acceleration of the attrition cycle for pressure pumping equipment as older equipment requiring higher repair and maintenance spending were used for spare parts or scrapped in a process that we refer to as cannibalization. Compounding the shrinking effects of cannibalization, several competitors became insolvent and liquidated assets, many of which were sold to overseas markets for use in less demanding well completions activity. Rystad Energy estimates that total HHP capacity has declined by approximately 8.8 million HHP as of Q1 2022 from approximately 25 million HHP at the end of 2018, as a result of frac equipment permanently leaving the market as a result of scrapping, cannibalization and deferred maintenance. In addition, approximately 25% of remaining horsepower is comprised of obsolete or non-operational fleets, according to Rystad Energy.

Difficult industry conditions allowed us to strengthen our industry leadership position by implementing targeted and forward-looking initiatives. First, we utilized our in-house repair and maintenance yards to maintain and ensure ongoing operational integrity of our equipment without cannibalization, retaining the

[Table of Contents](#)

quality and reliability of our fleet. Second, we implemented several back-office optimization projects, allowing us to automate processes, increase data accuracy and maintain lower headcount in anticipation of an improving market. Third, we successfully completed in-house research and development regarding advanced power end and fluid ends designs, leading to substantially longer life of our expendables and reduced repair and maintenance costs. Fourth, we added over 140 dual fuel kits to our Tier IV engines, in order to position ourselves as a market leading provider of low carbon emission solutions. Fifth, we completed the acquisition of EKV, a provider of idle reduction technologies and other equipment engineering and controls that further reduce the carbon footprint of our fleet. Finally, we strategically invested in businesses providing ancillary products and services, such as our investments in West Munger, Flotek and FHE, which provides us with greater supply chain control and mitigates disruptions that have previously impacted the operations of our competitors and customers.

Drilling and completion activities for oil and gas are heavily influenced by oil and gas prices. In 2022, geopolitical tensions in Eastern Europe related to Russia's invasion of Ukraine have resulted in significant supply disruptions as a broad coalition of countries have responded with sanctions and/or import bans associated with Russian oil and natural gas. This has resulted in significant tightening in the market as reflected by higher commodity prices, with oil and gas prices reaching decade highs. We have historically had greater exposure to the gas basins, which yielded superior profitability results and high utilization of our fleets. We have a significant presence in the Haynesville Shale, a high-pressure, high-rate natural gas basin in East Texas and Louisiana, and the northeast's Marcellus and Utica shales. Natural gas prices have increased substantially compared to year-end 2020 prices and have also surpassed year-end 2019 (pre-COVID-19) levels. Through March 11, 2022, natural gas prices have averaged approximately \$4.03/MMBtu over the last twelve months, reflecting an increase of 76% and 72% relative to the twelve months prior to March 11 averages in 2021 and 2020, respectively. Over the long term, EIA expects exports and industrial use will drive natural gas demand. Industrial consumption is expected to increase 25%, or 2.2 Tcf over the next 30 years. Adding to the strong demand outlook for our services in natural gas basins, there are 12.6 bcfd of existing LNG export facilities in the United States, 3.67 bcfd of new facilities currently under construction and 25.05 bcfd of new facilities approved by the Federal Energy Regulatory Commission as of February 2022. As a result of the FTSI Acquisition, our operations have diversified exposure to both natural gas and oil producing areas.

While commodity prices have returned to and exceeded pre-pandemic levels, the pandemic has nonetheless led to supply chain disruptions worldwide. Tariffs, access to employees, increased shipping rates and raw material shortages are plaguing markets. Our supply chain is either vertically integrated or predominantly U.S. based, mitigating our exposure to global disruptions and price increases and allowing us to continue to maintain attractive margins. As our operations are predominantly U.S. based, we have no direct exposure to Russia and Ukraine. We are actively monitoring the broader economic impact of the crisis in Ukraine, especially with respect to rising commodity prices. We have realized indirect impacts that may have occurred as a result of the crisis, such as modest increases in the costs of certain raw materials and components we purchase for use in our manufacturing processes. However, given the inflationary climate in the United States and globally, we are unable to determine the extent to which such increased commodity prices are the result of the crisis in Ukraine or a result of other factors. Despite these increases, we have experienced improved results of operations due to increased utilization of our fleets and increased prices for our products and services which have permitted us to maintain and increase our margins notwithstanding such cost increases. If these disruptions continue, or if there are additional disruptions in our supply chain, it could materially or adversely impact our operating results and financial condition, although we continue to seek to mitigate supply chain disruptions by internalizing processes, such as manufacturing, refurbishment and repair, to the greatest extent possible and by diversifying our suppliers. In response to industry-wide compensation reductions and layoffs, we implemented a variety of programs to help improve employee morale and loyalty during the downturn. The result was minimal turnover of middle to senior management at corporate and district levels, including

retaining all district managers. We believe our committed base of employees will allow us to continue providing superior customer service as the industry is exiting the downturn.

The oil and gas industry is currently undergoing significant realignment of operating practices with a focus on reducing impacts to the environment. Many E&P companies are implementing carbon tracking and reduction initiatives and are expecting oilfield service providers to deliver products and services that utilize the most advanced and environmentally friendly technologies. We believe that companies in the pressure pumping industry with the most technologically advanced fleets and lowest carbon footprint will likely see significant growth in market share at the expense of companies with less advanced equipment. We have embraced tangible initiatives that help to protect the environment and improve our environment and communities making it part of our organizational culture since early in the life of the company. We have and we continue to invest in a number of industry leading advanced technologies that reduce carbon emissions while increasing profitability. Since the company's inception, we ordered and installed over 245 Tier IV engines for our new-build program. In late 2018, we sold our first fleet, which we originally bought at auction in 2016, due to its inefficiency and high emission profile. In early-2019 we installed our first engine standby controller, which reduces idle in our frac engines and reduces the number of truck tractors we need on location. In mid-2019, we installed our first Tier IV dual fuel system that we developed along with a third party, and we have installed over 199 dual fuel kits since that time. To facilitate our efforts to further reduce fuel consumption in our fleets, in January 2021 we acquired a majority stake in EKV, which manufactures our ESCs. We also co-developed an emissions dashboard for our customers, which has enabled us to accurately track carbon emissions reductions on location. In 2021, we completed the upgrade of a Tier II engine to a Tier IV DGB engine and began field testing. We are currently upgrading five to ten engines per month from Tier II to Tier IV DGB. Finally, in June, 2021 we entered into an agreement with USWS under which we have the ability to acquire up to 20 licenses to construct electric-powered hydraulic fracturing fleets utilizing Clean Fleet® technology. We believe that these initiatives and commitment to lower emissions will help us lead the energy transition of the frac industry towards cleaner and sustainable business.

Our competitors include many large and small oilfield services companies, including Haliburton, Liberty Oilfield Services, ProPetro Holding, NexTier Oilfield Solutions and a number of private locally oriented businesses in each of the basins in which we operate. Competitive factors impacting sales of our services are price, reputation and technical expertise, service and equipment quality, and health and safety standards. Although we believe our customers consider all of these factors, we believe price is a key factor in E&P companies' criteria in choosing a service provider. While we seek to price our services competitively, we believe many of our customers elect to work with us based on our technological innovation, equipment capability and our commitment to a more ESG-conscious service offering.

How we generate revenue

We operate three business segments: stimulation services, manufacturing and proppant production.

Stimulation services. We own and operate a fleet of mobile hydraulic fracturing units and other auxiliary equipment that generates revenue by providing stimulation services to our customers. We also provide personnel and services that are tailored to meet each of our customers' needs. We generally do not have long-term written contractual arrangements with our customers other than standard master service agreements, which include general contractual terms between our customers and us. We charge our customers on a per-job basis, in which we set pricing terms after receiving full specifications for the requested job, including the lateral length of the customer's wellbore, the number of frac stages per well, the amount of proppant employed and other specifications of the job. Well stimulation contains complementary services that we often provide to our customers, including sand and associated logistics, chemicals and fuel. These complementary services are provided through various contractual arrangements based on our customers' needs.

[Table of Contents](#)

Manufacturing. We primarily generate revenue through sales of highly engineered, tight tolerance machined, assembled, and factory tested products such as high horsepower pumps, valves, piping, swivels, large-bore manifold systems, seats, and fluid ends. As of March 31, 2022, we operate facilities in Cisco, Aledo and Fort Worth, Texas, including an ISO 9001 2015 certified OEM manufacturing facility, in which we manufacture and refurbish many of the components used by our fleets, including pumps, fluid ends, power ends, flow iron and other consumables and an engine and transmission rebuild facility that is licensed to provide warranty repairs on our transmissions. Additionally, we provide iron inspection, iron recertification, pump refurbishment, fluid end refurbishment, pump function testing, paint, scrap, and lube system change services. We charge our customers for equipment based on a per-order basis, in which we set pricing terms after receiving full specifications for the requested equipment. We charge our customers for our services based on the parts and labor incurred. For the three months ended March 31, 2022 and 2021 approximately 84% and 86%, respectively of our manufacturing revenue was intersegment revenue. For the year ended December 31, 2021 and 2020 approximately 90% and 97%, respectively, of our manufacturing segment's revenue was intersegment revenue.

Proppant production. We generate revenue by providing proppant to oilfield service providers and E&P companies. We own and operate the Kermit sand mine in west Texas and recently purchased and are in the process of developing the West Munger sand mine near Lamesa, Texas, and we charge our customers on a per ton of proppant basis at current market prices. We do not have long-term written contractual arrangements with our customers with fixed pricing. For the three months ended March 31, 2022 and 2021, approximately 69% and 29% respectively of our proppant production segment revenue was intersegment revenue. For the year ended December 31, 2021 and 2020, approximately 40%, and 20% respectively, of our proppant production segment's revenue was intersegment revenue.

Costs of conducting our business

The principal costs of products and services involved in operating our business are expendables, personnel, equipment repairs and maintenance and fuel. Our fixed costs are relatively low and a large portion of the costs described below are only incurred as we perform jobs for our customers.

Expendables. Expendables used in our stimulation services business are the largest expenses incurred, and include the fuel, product and freight costs associated with proppant, chemicals and other consumables. Fuel is consumed both in the operation and movement of our hydraulic fracturing fleets and other equipment. In our proppant production business, fuel to run equipment is one of our major expenses. These costs comprise a substantial variable component of our service costs, particularly with respect to the quantity and quality of sand demanded when providing hydraulic fracturing services.

Raw Materials. Our manufacturing segment relies on various raw materials, specifically various grades of steel and other raw metals, and electricity.

Direct Labor Costs. Payroll and benefit expenses directly related to the delivery of our products and services are included in our operating costs.

Other Direct Costs. We incur other expenses related to our products and service offerings, including the costs of repairs and maintenance, general supplies, equipment rental and other miscellaneous operating expenses. Capital expenditures to upgrade or extend the useful life of equipment are not included in other direct costs.

How we evaluate our operations

Our management uses a variety of financial and operating metrics to evaluate and analyze the performance of our business, including Adjusted EBITDA.

Note regarding Non-GAAP financial measures

Adjusted EBITDA is a non-GAAP financial measure and should not be considered as a substitute for net income, net loss, operating loss or any other performance measure derived in accordance with GAAP or as an alternative to net cash provided by operating activities as a measure of our profitability or liquidity. Adjusted EBITDA is a supplemental measure utilized by our management and other users of our financial statements such as investors, commercial banks, research analysts and others, to assess our financial performance because it allows us to compare our operating performance on a consistent basis across periods by removing the effects of our capital structure (such as varying levels of interest expense), asset base (such as depreciation and amortization) and items outside the control of our management team (such as income tax rates).

We view Adjusted EBITDA as an important indicator of performance. We define Adjusted EBITDA as our net income (loss), before (i) interest expense, net, (ii) income tax provision, (iii) depreciation, depletion and amortization, (iv) loss on disposal of assets and (v) other unusual or non-recurring charges, such as costs related to our initial public offering, non-recurring supply commitment charges, certain bad debt expense and gain on extinguishment of debt.

We believe that our presentation of Adjusted EBITDA will provide useful information to investors in assessing our financial condition and results of operations. Net income (loss) is the GAAP measure most directly comparable to Adjusted EBITDA. Adjusted EBITDA should not be considered as an alternative to net income (loss). Adjusted EBITDA has important limitations as an analytical tool because it excludes some but not all items that affect the most directly comparable GAAP financial measure. You should not consider Adjusted EBITDA in isolation or as a substitute for an analysis of our results as reported under GAAP. Because Adjusted EBITDA may be defined differently by other companies in our industry, our definition of this non-GAAP financial measures may not be comparable to similarly titled measures of other companies, thereby diminishing its utility.

Factors affecting the comparability of our financial results

Our future results of operations may not be comparable to our historical results of operations for the reasons described below:

Recent Acquisitions

We have grown recently through strategic acquisitions and investments, including through our recently completed acquisitions of FTSI, FHE and West Munger and our investments in FHE and Flotek. See “Summary—Recent Developments.” These acquisitions are not reflected in our historical results of operations and our future results will differ as a result.

In addition, in connection with our acquisitions, we have recorded the acquired assets and liabilities at fair value on the date of acquisition, which has impacted deferred revenue and deferred costs balances and increased revenue and expenses from that which would have otherwise been recognized in subsequent periods. We also recorded identifiable intangible assets that are amortized over their useful lives, increasing expenses from that which would otherwise have been recognized.

Corporate Reorganization

ProFrac Holding Corp. was incorporated to serve as the issuer in the IPO and has no previous operations, assets or liabilities. Following the completion of the Corporate Reorganization, ProFrac LLC, Best Flow and Alpine are our direct and indirect subsidiaries. As we integrate our operations and further implement controls, processes and infrastructure, it is likely that we will incur incremental selling, general and administrative expenses relative to historical periods.

[Table of Contents](#)

In addition, ProFrac Holding Corp. entered into the Tax Receivable Agreement with the TRA Holders at the closing of the IPO. This agreement generally provides for the payment by ProFrac Holding Corp. to each TRA Holder of 85% of the net cash savings, if any, in U.S. federal, state and local income tax or franchise tax that it actually realizes (or is deemed to realize in certain circumstances) in periods after the IPO as a result of (i) certain increases in tax basis that occur as a result of ProFrac Holding Corp.'s acquisition (or deemed acquisition for U.S. federal income tax purposes) of all or a portion of such TRA Holder's ProFrac LLC Units in connection with the IPO or pursuant to the exercise of the Redemption Right or the Call Right and (ii) imputed interest deemed to be paid by ProFrac Holding Corp. as a result of, and additional tax basis arising from, any payments ProFrac Holding Corp. makes under the Tax Receivable Agreement. ProFrac Holding Corp. is dependent on ProFrac LLC to make distributions to ProFrac Holding Corp. in an amount sufficient to cover ProFrac Holding Corp.'s obligations under the Tax Receivable Agreement.

Public company expenses

We expect to incur additional recurring administrative expenses as a result of becoming a publicly traded corporation that we have not previously incurred, including costs associated with compliance under the Exchange Act, annual and quarterly reports to shareholders, transfer agent fees, audit fees, incremental director and officer liability insurance costs, SOX compliance readiness, and director and officer compensation. We additionally expect to incur approximately \$2.5 million in incremental, non-recurring costs related to our transition to a publicly traded corporation.

Income taxes

At March 31, 2022, the ProFrac Predecessor entities were organized as limited liability companies or a limited partnership and were treated as either a disregarded entity or a partnership for U.S. federal income tax purposes, whereby the ordinary business income or loss and certain deductions were passed-through and reported on the members' income tax returns. As such, the ProFrac Predecessor was not required to account for U.S. federal income taxes in the consolidated financial statements. Certain state income-based taxes are imposed on the ProFrac Predecessor entities which are reflected as income tax expense or benefit in historical periods.

In connection with the IPO in May 2022 (see Note 15 – Subsequent Events), ProFrac Predecessor became partially owned by ProFrac Holding Corp., a U.S. Internal Revenue Code Subchapter C corporation ("C-Corporation"). ProFrac Holding Corp. is a taxable entity and will be required to account for income taxes under the asset and liability method beginning in the second quarter of 2022.

Under the asset and liability method, deferred tax assets and liabilities are recognized for the estimated future tax consequences attributable to differences between the financial statement carrying amounts of existing assets and liabilities and their respective tax basis. Deferred tax assets and liabilities are measured using enacted tax rates in effect for the year in which those temporary differences are expected to be recovered or settled pursuant to the provisions of Accounting Standards Codification ("ASC") 740, Income Taxes. The effect on deferred tax assets and liabilities of a change in tax rate is recognized in earnings in the period that includes the enactment date. Valuation allowances are established when necessary to reduce deferred tax assets to the amounts more-likely-than-not to be realized.

Results of operations

Three months ended March 31, 2022 compared to three months ended March 31, 2021

	Three months ended March 31,	
	2022	2021
(in thousands, except industry data)		
Revenues—Stimulation services	\$ 336,155	\$ 143,703
Revenues—Manufacturing	32,006	14,657
Revenues—Proppant production	12,408	5,589
Eliminations	(35,589)	(14,363)
Total revenues	<u>344,980</u>	<u>149,586</u>
Cost of revenues, exclusive of depreciation, depletion and amortization—Stimulation services	244,581	119,353
Cost of revenues, exclusive of depreciation, depletion, and amortization—Manufacturing	19,373	10,650
Cost of revenues, exclusive of depreciation, depletion, and amortization—Proppant production	4,234	2,666
Eliminations	(35,589)	(14,363)
Total cost of revenues, exclusive of depreciation, depletion and amortization	<u>232,599</u>	<u>118,306</u>
Depreciation, depletion and amortization	44,216	35,461
(Gain) loss on disposal of assets, net	(154)	2,207
Selling, general and administrative	34,127	13,778
Interest expense, net	9,272	6,035
Loss on extinguishment of debt	8,273	—
Other income	(8,231)	(187)
Income tax (benefit) provision	752	(25)
Net income (loss)	<u>\$ 24,126</u>	<u>\$ (25,989)</u>
Net income (loss) attributable to noncontrolling interest	(416)	(9)
Net income (loss) attributable to ProFrac Predecessor	<u>\$ 23,710</u>	<u>\$ (25,998)</u>
Other data:		
Adjusted EBITDA—Stimulation services	\$ 73,569	\$ 12,953
Adjusted EBITDA—Manufacturing	\$ 10,022	\$ 2,330
Adjusted EBITDA—Proppant production	\$ 7,885	\$ 2,406
Adjusted EBITDA(1)	\$ 91,476	\$ 17,689
Active fleets(2)	22	15
Baker Hughes Domestic Average Rig Count—Onshore(3)	575	355
Average oil price (per barrel)(4)	\$ 94.45	\$ 57.79
Average natural gas price (per thousand cubic feet)(5)	\$ 4.84	\$ 3.70

(1) For definitions of the non-GAAP financial measures of Adjusted EBITDA, see “Note regarding Non-GAAP financial measures” above, and for a reconciliation of Adjusted EBITDA to our most directly comparable financial measures calculated in accordance with GAAP, see Note 14 – Segment Information, in the notes to our consolidated financial statements in this Quarterly Report on Form 10-Q, which information is incorporated herein by reference.

(2) Active fleets is the average number of fleets operating in the period.

(3) Average onshore U.S. rig count published by Baker Hughes.

(4) Average West TX Intermediate Spot Price published by EIA.

(5) Average Henry Hub Natural Gas Spot Price published by EIA.

Three months ended March 31, 2022 compared to three months ended March 31, 2021

Revenues

Revenues—Stimulation services. Stimulation services revenues increased \$192.5 million, or 134%, to \$336.2 million for the three months ended March 31, 2022, from \$143.7 million for the three months ended March 31, 2021. The increase was primarily attributable to an increase in customer activity for our stimulation services, and an increase in active fleets, pumping hours and pricing. Additionally, FTSI contributed \$48.6 million of revenue to this segment from the acquisition date.

Revenues—Manufacturing. Manufacturing revenues increased \$17.3 million, or 118%, to \$32.0 million for the three months ended March 31, 2022, from \$14.7 million for the three months ended March 31, 2021. The increase was primarily attributable to an increase in demand for our products due to increased activity levels from customers for manufactured components utilized in the oilfield service industry.

Revenues—Proppant production. Proppant production revenues increased \$6.8 million, or 122%, to \$12.4 million the three months ended March 31, 2022, from \$5.6 million for the three months ended March 31, 2021. The increase was primarily attributable an increase in proppant production and pricing resulting from increased proppant demand primarily in the Permian basin.

Total revenues. Total revenues increased \$195.4 million to \$345.0 million for the three months ended March 31, 2022, from \$149.6 million for the three months ended March 31, 2021. The increase was primarily attributable to an increase in customer activity for our stimulation services, and an increase in active fleets, pumping hours and pricing. Additionally, FTSI contributed \$48.6 million of revenue from the acquisition date.

Operating costs and expenses

Cost of revenues, exclusive of depreciation, depletion, and amortization—Stimulation services . Cost of revenues, exclusive of depreciation, depletion, and amortization—Stimulation services increased \$125.2 million, or 105%, to \$244.6 million for the three months ended March 31, 2022, from \$119.4 million for the three months ended March 31, 2021. The increase was primarily due to an increase in activity levels, as discussed in Revenue above, and additional input cost inflation. Additionally, FTSI contributed \$32.5 million of cost to this segment from the acquisition date.

Cost of revenues, exclusive of depreciation, depletion, and amortization—Manufacturing . Cost of revenues, exclusive of depreciation, depletion, and amortization—Manufacturing increased \$8.7 million, or 82%, to \$19.4 million for the three months ended March 31, 2022, from \$10.7 million for the three months ended March 31, 2021. The increase was primarily attributable to an increase in demand for our products as well as an increase in the cost of raw materials.

Cost of revenues, exclusive of depreciation, depletion, and amortization—Proppant production . Cost of revenues, exclusive of depreciation, depletion, and amortization—Proppant production increased \$1.5 million, or 59%, to \$4.2 million for the three months ended March 31, 2022, from \$2.7 million for the three months ended March 31, 2021. The increase was primarily attributable an increase in proppant production and increased cost of production.

Depreciation, depletion, and amortization. Depreciation, depletion, and amortization increased \$8.7 million, to \$44.2 million for the three months ended March 31, 2022, from \$35.5 million for the three months ended March 31, 2021. The increase was primarily due to increased capital expenditure in the first quarter of 2022 and the depreciation related to the assets acquired from FTSI Acquisition.

[Table of Contents](#)

Gain or Loss on disposal of assets, net. We recorded a net gain on disposal of assets of \$0.2 million for the three months ended March 31, 2022, compared with a net loss on disposal of assets of \$2.2 million for the three months ended March 31, 2021.

Selling, general and administrative. Selling, general and administrative expenses increased \$20.3 million, or 148%, to \$34.1 million for the three months ended March 31, 2022, from \$13.8 million for the three months ended March 31, 2021. The increase was due to higher headcount and personnel costs, increased non-labor costs associated with the increased activity levels, and costs associated with the FTSI Acquisition of \$13.0 million. Additionally, FTSI contributed \$3.2 million of selling, general, and administrative expense from the acquisition date.

Interest expense, net. Interest expense, net increased \$3.2 million, to \$9.3 million for the three months ended March 31, 2022, from \$6.0 million for the three months ended March 31, 2021. The increase in interest expense, net was attributable to various debt transaction, which increased our debt balances, and higher average interest rates in the first quarter of 2022. See Note 7—Indebtedness in the notes to our consolidated financial statements for additional discussion related to our debt.

Other income. For the three months ended March 31, 2022, we recognized noncash income of \$8.1 million as other income related to the change in fair value of the Convertible Notes related to our investment in Flotek.

Income tax benefit (provision). Income tax expense was \$0.8 million for the three months ended March 31, 2022, compared to zero for the three months ended March 31, 2021.

Segment results

The performance of our segments is evaluated primarily on Segment Adjusted EBITDA. For a reconciliation of Segment Adjusted EBITDA to net income or loss, see Note 14—Segment Information, in the notes to our consolidated financial statements in this Quarterly Report on Form 10-Q, which information is incorporated herein by reference.

Adjusted EBITDA—Stimulation services. Adjusted EBITDA—Stimulation services increased \$60.6 million, to \$73.6 million for the three months ended March 31, 2022, from \$13.0 million for the three months ended March 31, 2021. The increase was primarily attributable to an increase in average active fleets, increased pricing for our services, and costs associated with the FTSI acquisition of \$13.0 million.

Adjusted EBITDA—Manufacturing. Adjusted EBITDA—Manufacturing increased \$7.7 million, to \$10.0 million for the three months ended March 31, 2022, from \$2.3 million for the three months ended March 31, 2021. The increase was primarily due to increased volume for our products used by our oil field services customers.

Adjusted EBITDA—Proppant production. Adjusted EBITDA—Proppant production increased \$5.5 million, to \$7.9 million for the three months ended March 31, 2022, from \$2.4 million for the three months ended March 31, 2021. The increase was primarily attributable an increase in proppant production and pricing resulting from increased proppant demand in the Permian basin.

Year ended December 31, 2021 compared to year ended December 31, 2020

	Year ended December 31,	
	2021	2020
	(in thousands, except industry data)	
Revenues—Stimulation services	\$ 745,373	\$ 538,282
Revenues—Manufacturing	76,360	46,222
Revenues—Proppant production	27,225	10,215
Eliminations	(80,605)	(47,040)
Total revenues	768,353	547,679
Cost of revenues, exclusive of depreciation, depletion and amortization—Stimulation services	570,828	433,122
Cost of revenues, exclusive of depreciation, depletion, and amortization—Manufacturing	65,849	40,424
Cost of revenues, exclusive of depreciation, depletion, and amortization—Proppant production	14,050	6,064
Eliminations	(80,605)	(47,040)
Total cost of revenues, exclusive of depreciation, depletion and amortization	570,122	432,570
Depreciation, depletion and amortization	140,687	150,662
Loss on disposal of assets, net	9,777	8,447
Selling, general and administrative	65,592	51,014
Interest expense, net	25,788	23,276
Other expense (income)	111	(324)
Income tax (benefit) provision	(186)	582
Net loss	\$ (43,538)	\$ (118,548)
Net loss attributable to noncontrolling interest	(1,118)	(1,143)
Net loss attributable to ProFrac Predecessor	\$ (42,420)	\$ (117,405)
Other data:		
Adjusted EBITDA—Stimulation services	\$ 122,634	\$ 68,787
Adjusted EBITDA—Manufacturing	\$ 1,382	\$ 1,325
Adjusted EBITDA—Proppant production	\$ 10,672	\$ 2,685
Adjusted EBITDA(1)	\$ 134,688	\$ 72,797
Baker Hughes Domestic Average Rig Count—Onshore(2)	606	524
Average oil price (per barrel)(3)	\$ 67.99	\$ 39.16
Average natural gas price (per thousand cubic feet)(4)	\$ 3.91	\$ 2.03

(1) For definitions of the non-GAAP financial measures of Adjusted EBITDA and reconciliation of Adjusted EBITDA to our most directly comparable financial measures calculated in accordance with GAAP, please read “Summary—Summary Historical and Pro Forma Financial Data—Non-GAAP Financial Measures.”

(2) Average onshore U.S. rig count published by Baker Hughes.

(3) Average West TX Intermediate Spot Price published by EIA.

(4) Average Henry Hub Natural Gas Spot Price published by EIA.

Revenues

Revenues—Stimulation services. Stimulation services revenues increased 38%, or \$207.1 million, to \$745.4 million for the year ended December 31, 2021, from \$538.3 million for the year ended December 31,

[Table of Contents](#)

2020. The increase was primarily attributable to strong recovery from the COVID-19 pandemic resulting in an increase in customer activity for our stimulation services. We increased pumping hours 31% for the year ended December 31, 2021, versus the year ended December 31, 2020. Our average marketed active fleet count increased 27% to 14 for the year ended December 31, 2021, from 11 in the year ended December 31, 2020. We define a marketed fleet as 50,000 hydraulic horsepower, three blenders, high pressure iron, one hydration unit, one data van, suction hoses, a manifold system and other ancillary equipment as needed.

Revenues—Manufacturing. Manufacturing revenues increased 65%, or \$30.1 million, to \$76.4 million for the year ended December 31, 2021, from \$46.2 million for the year ended December 31, 2020. The increase was primarily attributable to an increase in demand for our products due to an increase in commodity prices, demand for manufactured components utilized in the oilfield service industry, and the acquisition of a majority stake in EKU. For the years ended December 31, 2021 and 2020, intersegment revenues accounted for 92% and 97% of manufacturing revenues, respectively.

Revenues—Proppant production. Proppant production revenues increased 167%, or \$17.0 million, to \$27.2 million for the year ended December 31, 2021, from \$10.2 million for the year ended December 31, 2020. The increase was primarily attributable to a 123% increase in proppant production and a 19% increase in proppant pricing resulting from increases in commodity prices and proppant demand in the Permian basin. The plant operated all 12 months of 2021 as a result of the COVID-19 pandemic recovery compared to 9 months of the same period for 2020. For the years ended December 31, 2021 and 2020, intersegment revenues accounted for 40% and 21% of proppant production revenues, respectively.

Total revenues. Total revenues increased 40%, or \$220.7 million, to \$768.4 million for the year ended December 31, 2021, from \$547.7 million for the year ended December 31, 2020. The increase was primarily attributable to recovery from the COVID-19 pandemic resulting in increased demand for oilfield services. Average oil and natural gas prices have increased 73% and 92%, respectively, from the year ended December 31, 2021, to the comparative period in 2020. The Baker Hughes U.S. onshore rig count also increased 16% when comparing the same periods.

Operating costs and expenses

Cost of revenues, exclusive of depreciation, depletion, and amortization—Stimulation services . Cost of revenues, exclusive of depreciation, depletion, and amortization—Stimulation services increased 32%, or \$137.7 million, to \$570.8 million for the year ended December 31, 2021, from \$433.1 million for the year ended December 31, 2020. The increase was primarily due to an increase in fuel, personnel, expendable and other variable costs due to higher activity levels and an increase in our average marketed fleet count from 11 in the year ended December 31, 2020, to 14 in the year ended December 31, 2021. As a percentage of revenues, Cost of revenues, exclusive of depreciation and depletion—Stimulation services was 77% for the year ended December 31, 2021, as compared to 80% for the year ended December 31, 2020.

Cost of revenues, exclusive of depreciation, depletion, and amortization—Manufacturing . Cost of revenues, exclusive of depreciation, depletion, and amortization—Manufacturing increased 63%, or \$25.4 million, to \$65.8 million for the year ended December 31, 2021, from \$40.4 million for the year ended December 31, 2020. The increase was due to higher activity levels, coupled with higher personnel headcount and our acquisition of EKU. As a percentage of revenues, Cost of revenues—manufacturing was 86% for the year ended December 31, 2021, as compared to 87% for the year ended December 31, 2020. The decrease in Cost of revenues., exclusive of depreciation and depletion—Manufacturing as a percentage of revenues resulted from a relative increase in power end and fluid end sales, which have a higher margin, compared to flow iron.

Cost of revenues, exclusive of depreciation, depletion, and amortization—Proppant production . Cost of revenues, exclusive of depreciation, depletion, and amortization—Proppant production increased 131%, or

[Table of Contents](#)

\$8.0 million, to \$14.1 million for the year ended December 31, 2021, from \$6.1 million for the year ended December 31, 2020. The increase was primarily due to a 123% increase in proppant production combined with higher personnel and repairs and maintenance costs resulting from greater market demand and higher activity. As a percentage of revenues, Cost of revenues—Proppant production was 52% for the year ended December 31, 2021, as compared to 59% for the year ended December 31, 2020. The decrease in Cost of revenues, exclusive of depreciation and depletion—Proppant production as a percentage of revenues was primarily attributable to the 19% increase in proppant pricing.

Depreciation, depletion, and amortization. Depreciation, depletion, and amortization decreased 7%, or \$10.0 million, to \$140.7 million for the year ended December 31, 2021, from \$150.7 million for the year ended December 31, 2020. The decrease was primarily due to fully depreciated high-pressure iron associated with fleets manufactured in 2018 as well as a reduced number of tractor trucks eliminated through our ESC upgrade program.

Loss on disposal of assets, net. Loss on disposal of assets, net increased 16%, or \$1.3 million, to \$9.8 million for the year ended December 31, 2021, from \$8.4 million for the year ended December 31, 2020. The increase resulted from an increase in the early failure and disposal of components of our pressure pumping equipment as a result of higher activity levels.

Selling, general and administrative. Selling, general and administrative expenses increased 29%, or \$14.6 million, to \$65.6 million for the year ended December 31, 2021, from \$51.0 million for the year ended December 31, 2020. The increase was due to higher headcount and personnel costs associated with the increased demand of our stimulation services, higher insurance costs due to increased market rates associated with business and medical insurance.

Interest expense, net. Interest expense, net increased 11%, or \$2.5 million, to \$25.8 million for the year ended December 31, 2021, from \$23.3 million for the year ended December 31, 2020. The increase in interest expense, net was attributable to upsizing our term loan for the purchase of three efrac licenses from USWS.

Other income. Other expense (income) decreased to \$0.1 million for the year ended December 31, 2021 from other income of \$0.3 million for the year ended December 31, 2020.

Income tax benefit (provision). Income tax benefit was \$0.2 million for the year ended December 31, 2021 compared to an income tax provision of \$0.6 million for the year ended December 31, 2020.

Segment results

The performance of our segments is evaluated primarily on Adjusted EBITDA. For definition of the non-GAAP financial measure of Adjusted EBITDA and reconciliation of Adjusted EBITDA to our most directly comparable financial measures calculated in accordance with GAAP, please read “Summary—Summary Historical and Pro Forma Financial Data—Non-GAAP Financial Measures.”

Adjusted EBITDA—Stimulation services. Adjusted EBITDA—Stimulation services increased 78%, or \$53.8 million, to \$122.6 million for the year ended December 31, 2021, from \$68.8 million for the year ended December 31, 2020. The increase was primarily attributable to the impacts from the COVID-19 pandemic recovery resulting in an increase in customer activity.

Adjusted EBITDA—Manufacturing. Adjusted EBITDA—Manufacturing increased 8%, or \$0.1 million, to \$1.4 million for the year ended December 31, 2021, from \$1.3 million for the year ended December 31, 2020.

Adjusted EBITDA—Proppant production. Adjusted EBITDA—Proppant production increased 297%, or \$8.0 million, to \$10.7 million for the year ended December 31, 2021, from \$2.7 million for the year ended

December 31, 2020. The increase was primarily attributable to a 123% increase in proppant production and a 19% increase in proppant pricing resulting from increases in commodity prices and proppant demand in the Permian basin.

Liquidity and capital resources

Historically, our primary sources of liquidity and capital resources have been borrowings under our Old ABL Credit Facility, cash flows from our operations and capital contributions from our shareholders. Our primary uses of capital have been investing in and maintaining our property and equipment and repaying indebtedness.

Looking forward, we expect that our primary sources of liquidity and capital resources will be cash on hand, including net proceeds of our IPO, cash flows generated by operating activities and borrowings under our credit facilities. We expect that our primary uses of capital will be to continue to fund our operations, support organic and strategic growth opportunities and satisfy future debt payments.

We expect to incur significant additional indebtedness in order to finance the acquisitions of the SP Companies and USWS (the "Acquisition Transactions"), which will limit our operating flexibility, and could adversely affect our operations and financial results and prevent us from fulfilling our obligations. The USWS Merger Agreement requires us to use commercially reasonable efforts to obtain and consummate a financing to fund the repayment in connection with the closing of the Merger of certain indebtedness of USWS and its subsidiaries. In addition, the completion of the SPS Acquisition is dependent upon our ability to fund the \$90 million cash purchase price under the SP Companies Purchase Agreement. Our obtaining the financing necessary to consummate either of the Acquisition Transactions is not a condition to closing either such Acquisition Transaction.

In order to fund our various obligations in connection with the Acquisition Transactions, including the repayment of approximately \$170 million of USWS debt currently projected to be outstanding at closing and the payment of expenses incurred in connection with the Acquisition Transactions, we expect to incur up to approximately \$250 million of new indebtedness. We currently expect such new indebtedness to be funded, at least in part, from a potential upsizing of our New Term Loan Credit Facility and/or New ABL Credit Facility. We also expect to assume approximately \$55 million of indebtedness in connection with the USWS transaction, and to fund certain of our obligations in connection with the Acquisition Transactions through cash flows generated from operations. We cannot assure that we will be able to upsize our current facilities, refinance any of our outstanding indebtedness, and/or obtain additional financing on favorable terms, or at all, or that our cash flows generated from operations will be sufficient, in order to satisfy our obligations in connection with the Acquisition Transactions, or otherwise. For additional discussion of risks relating to our liquidity needs, the Acquisition Transactions and our anticipated additional indebtedness, see "Risk Factors".

Based on our current cash and cash equivalents balance, operating cash flow, current availability under our credit facilities, and the ongoing actions and financing alternatives discussed above, we believe that we will be able to maintain sufficient liquidity to fund our planned acquisitions and capital expenditures, satisfy our obligations, and remain in compliance with our existing debt covenants through the next twelve months and beyond.

On May 17, 2022, in connection with our IPO, we entered into a tax receivable agreement (the "Tax Receivable Agreement") with certain of the common unit holders of ProFrac LLC (the "TRA Holders"). The Tax Receivable Agreement generally provides for the payment by us to each TRA Holder of 85% of the net cash savings, if any, in U.S. federal, state and local income tax and franchise tax (computed using simplifying assumptions to address the impact of state and local taxes) that we actually realize (or are deemed to realize in certain circumstances) as a result of (i) certain increases in tax basis that occur as a result of our acquisition (or deemed acquisition for U.S. federal income tax purposes) of all or a portion of such TRA Holder's common units

[Table of Contents](#)

of ProFrac LLC in connection with our IPO or pursuant to an exercise of the Redemption Right or the Call Right (as such terms are defined in the Third Amended and Restated Limited Liability Company Agreement of ProFrac LLC) and (ii) imputed interest deemed to be paid by us as a result of, and additional tax basis arising from, any payments we make under the Tax Receivable Agreement. We depend on ProFrac LLC to make distributions to us in an amount sufficient to cover our obligations under the Tax Receivable Agreement.

Payments will generally be made under the Tax Receivable Agreement as we realize actual cash tax savings from the tax benefits covered by the Tax Receivable Agreement. However, if we experience a change of control, or the Tax Receivable Agreement otherwise terminates early, our obligations under the Tax Receivable Agreement would accelerate and we would be required to make an immediate payment equal to the present value of the anticipated future payments to be made by us under the Tax Receivable Agreement (determined by applying a discount rate). Any such payment is expected to be substantial.

Our 2022 Capital Budget

Our 2022 capital expenditure budget, excluding acquisitions, is estimated to be in a range between \$240 million and \$290 million. We have budgeted approximately \$65 million to \$70 million to construct three electric-powered fleets. We are fully committed to building the three electric-powered fleets and have several customers interested in contracting these fleets. We intend to align fleet construction and other growth capital expenditures with visible customer demand, by strategically deploying new equipment in response to inbound customer requests and industry trends. Also included in our 2022 capital expenditure budget is \$25 million to \$30 million to construct the West Munger sand mine. We estimate maintenance capital expenditures to be \$2.75 million to \$3.0 million per fleet per year. We expect that the remainder of our 2022 capital expenditure budget, excluding any potential acquisitions, will be used to fund other growth initiatives such as upgrading Tier II fleets to Tier IV dual fuel fleets. We continually evaluate our capital expenditures and the amount that we ultimately spend will depend on a number of factors, including customer demand for new fleets and expected industry activity levels. We believe we will be able to fund our 2022 capital program from cash flows from operations.

Working Capital

Our working capital was \$71.0 million and \$5.0 million as of March 31, 2022 and December 31, 2021, respectively. The \$66.0 million increase in working capital was primarily due to higher activity levels in the first quarter of 2022.

Cash and Cash Flows

The following table sets forth the historical cash flows for the three months ended March 31, 2022 and 2021:

	Three months ended	
	March 31,	
	2022	2021
	(In thousands)	
Net cash provided by operating activities	\$ 43,724	\$ 16,310
Net cash (used in) investing activities	\$ (334,705)	\$ (2,930)
Net cash provided by (used in) financing activities	\$ 316,319	\$ (6,614)
Net increase (decrease) in cash, cash equivalents, and restricted cash	\$ 25,338	\$ 6,766

[Table of Contents](#)

Operating activities

Net cash provided by operating activities was \$43.7 million and \$16.3 million for the three months ended March 31, 2022 and 2021, respectively. The increase was primarily due to higher activity levels in the first quarter of 2022.

Investing activities

Net cash used in investing activities was \$334.7 million and \$2.9 million for the three months ended March 31, 2022 and 2021, respectively. The increase was primarily due to \$279.0 million of cash paid for the FTSI Acquisition, our \$46.0 million investment in BPC, and higher capital expenditures of \$24.1 million related to dual fuel engine upgrades, ESC installations, and our electric frac fleet build program. These uses of cash were partially offset by cash proceeds from the FTSI Sale Leaseback of real property.

Financing activities

Net cash provided by financing activities was \$311.3 million for the three months ended March 31, 2022, compared to net cash used in financing activities of \$6.6 million for the three months ended March 31, 2021. The increase in cash provided by financing activities was primarily due to proceeds from the issuance of long-term debt associated with refinancing transactions related to the FTSI Acquisition.

Our cash and cash equivalents were \$5.4 million and \$3.0 million at December 31, 2021 and December 31, 2020, respectively.

The following table sets forth the historical cash flows for the years ended December 31, 2021 and 2020:

	Year ended December 31,	
	2021	2020
	(\$ in thousands)	
Net cash provided by operating activities	\$ 43,942	\$ 45,054
Net cash (used in) investing activities	\$ (78,383)	\$ (44,617)
Net cash provided by (used in) financing activities	\$ 36,865	\$ (15,322)
Net increase (decrease) in cash and equivalents	\$ 2,424	\$ (14,885)

Operating activities

Net cash provided by operating activities was \$43.9 million and \$45.1 million for the years ended December 31, 2021 and 2020, respectively. Cash flows from operations were essentially flat year over year. We had a large decrease in net loss, offset by increases in accounts receivable and inventory due to the recovery of the business. The increases in accounts receivable and inventory were offset by smaller increases in accounts payable and accrued expenses.

Investing activities

Net cash used in investing activities was \$78.4 million and \$44.6 million for the years ended December 31, 2021 and 2020, respectively. The increase was primarily due to higher capital expenditures related to dual fuel engine upgrades, ESC installations and efrac build program.

Financing activities

Net cash provided by financing activities was \$36.9 million for the year ended December 31, 2021, compared to net cash used in financing activities of \$15.3 million for the year ended December 31, 2020. In 2021, we had net borrowings of debt of \$41.3 million, compared to net borrowings of debt of \$13.7 million in 2020. The increase in cash provided by financing activities was primarily due to the \$40.0 million expansion of our Old Term Loan Credit Facility.

Credit facilities and other financing arrangements

New ABL Credit facility

On March 4, 2022, ProFrac LLC, ProFrac II LLC, as borrower (in such capacity, the “ABL Borrower”), and certain of the ABL Borrower’s wholly owned subsidiaries as obligors, entered into a senior secured asset-based revolving credit agreement (as amended, the “New ABL Credit Facility”), with a group of lenders with JPMorgan Chase Bank N.A., as administrative agent and collateral agent. The New ABL Credit Facility provides for an asset-based revolving credit facility with a borrowing base and lender commitments of \$100.0 million. The New ABL Credit Facility has a borrowing base composed of certain eligible accounts receivable and eligible inventory less customary reserves, as redetermined monthly. As of March 31, 2022, the maximum availability under the New ABL Credit Facility was the aggregate lender commitments of \$100.0 million with \$70.7 million of borrowings outstanding and \$9.2 million of letters of credit outstanding, resulting in approximately \$20.1 million of remaining availability. Our New ABL Credit Facility matures on the earlier of (i) March 4, 2027 and (ii) 91 days prior to the stated maturity of any material indebtedness (other than the First Financial Loan).

Borrowings under the New ABL Credit Facility accrue interest based on a three-tier pricing grid tied to average historical availability, and the ABL Borrower may elect for loans to be based on either an Adjusted Term SOFR or a base rate, plus the applicable margin. The interest rate under our New ABL Credit Facility for (a) Adjusted Term SOFR is the applicable margin plus the fluctuating per annum rate equal to Adjusted Term SOFR (with an Adjusted Term SOFR Floor of 0.00%); and (b) Base Rate Loans are the applicable margin plus the fluctuating per annum rate equal to the greatest of the Prime Rate in effect on such day, or the NYFRB Rate in effect on such day plus 1/2% of 1% and the Adjusted Term SOFR for a one-month Interest Period as published two (2) U.S. Government Securities Business Days prior to such day (or if such day is not a Business Day, the immediately preceding Business Day), plus 1.0%. The applicable margin for Adjusted Term SOFR Loans ranges from 1.50% to 2.00% and for Base Rate Loans ranges from 0.50% to 1.00%, depending on the average daily availability over the last three months under our New ABL Credit Facility.

Our New ABL Credit Facility bears an unused line fee ranging from 0.250% to 0.375%, depending on the average daily availability over the last three months payable quarterly in arrears. The New ABL Credit Facility also bears customary letter of credit fees. The interest rate was 4.75% as of March 31, 2022.

Our New ABL Credit Facility is subject to customary mandatory prepayments, including a mandatory prepayment if the aggregate unpaid principal balance of revolving loans, agent advances, swingline borrowings, unreimbursed drawings under letters of credit and the undrawn amount of outstanding letters of credit exceeds at any time the lesser of (x) the then applicable borrowing base and (y) the then total effective commitments under the New ABL Credit Facility, in an amount equal to such excess. After the occurrence and during the continuance of a Cash Dominion Period (defined in the New ABL Credit Facility as (a) any period commencing upon the date that availability shall have been less than the greater of (i) 12.5% of the Maximum Credit (which is the lesser of the maximum revolver amount in effect at such time and the borrowing base at such time) and (ii) \$10.0 million for a period of five consecutive business days and continuing until the date on which availability shall have been at least the greater of (y) 12.5% of the Maximum Credit and (z) \$10.0 million for

[Table of Contents](#)

20 consecutive calendar days or (b) any period commencing on the occurrence of certain specified events of default, and continuing during the period that such specified event of default shall be continuing).

Our New ABL Credit Facility contains certain customary representations and warranties and affirmative and negative covenants. The negative covenants include, subject to customary exceptions, limitations on indebtedness, dividends, distributions and certain other payments, investments, acquisitions, prepayments of specified junior indebtedness, amendments of specified junior indebtedness, transactions with affiliates, dispositions, mergers and consolidations, liens, restrictive agreements, sale and leaseback transactions, changes in fiscal periods and changes in line of business.

We are required by our New ABL Credit Facility to maintain minimum liquidity of \$5.0 million at all times. Additionally, when availability is less than the greater of (i) 12.5% of the maximum credit (which is the lesser of the maximum revolver amount in effect at such time and the borrowing base at such time) and (ii) \$10.0 million and continuing until such time as availability has been in excess of such threshold for a period of 20 consecutive calendar days, we are required by our New ABL Credit Facility to maintain a springing Fixed Charge Coverage Ratio (as defined in our New ABL Credit Facility) of at least 1.0 to 1.0, which is tested quarterly during such period. ProFrac LLC was in compliance with all covenants, and there were no existing defaults or events of default related to the New ABL Credit Facility as of March 31, 2022.

On April 8, 2022, the New ABL Credit Facility was amended to increase the borrowing base and lender commitments to \$200.0 million and provide for an accordion feature in the amount of \$100.0 million. As of April 30, 2022, the maximum availability under the New ABL Credit Facility was the aggregate lender commitments of \$200.0 million with \$110.7 million of borrowings outstanding and \$9.2 million of letters of credit outstanding, resulting in approximately \$80.1 million of remaining availability.

New Term Loan Credit Facility

On March 4, 2022, ProFrac LLC, ProFrac II LLC, as borrower (in such capacity, the "Term Loan Borrower"), and certain of the Term Loan Borrower's wholly owned subsidiaries as obligors, entered into a senior secured term loan credit agreement (the "New Term Loan Credit Facility"), with Piper Sandler Finance LLC, as administrative agent and collateral agent (the "Term Loan Agent"), and the lenders party thereto. The New Term Loan Credit Facility provides for a term loan facility in an aggregate principal amount of \$450.0 million. As of March 31, 2022, the Term Loan Borrower had approximately \$450.0 million outstanding under the New Term Loan Credit Facility. Our New Term Loan Credit Facility matures on March 4, 2025.

Borrowings under the New Term Loan Credit Facility accrue interest at a percentage per annum equal to (a) until October 1, 2022, (i) for SOFR Rate Loans, 8.50%, and (ii) for Base Rate Loans, 7.50% and (b) thereafter, based on a three-tier pricing grid tied to Total Net Leverage Ratio (as defined in the New Term Loan Credit Facility), and the Term Loan Borrower may elect for loans to be based on either Adjusted Term SOFR or Base Rate, plus the applicable margin. The interest rate on our New Term Loan Credit Facility for (a) SOFR Rate Loans are the applicable margin plus the fluctuating per annum rate equal to Adjusted Term SOFR (as defined in the New Term Loan Credit Facility), with a SOFR floor of 1.00% and (b) Base Rate Loans are the applicable margin plus the fluctuating per annum rate equal to the highest of (i) the federal funds rate plus 1/2 of 1%, (ii) the interest rate quoted in the print edition of *The Wall Street Journal*, Money Rates Section, as the prime rate in effect, (iii) Adjusted Term SOFR for a one-month interest period as determined on such day, plus 1.0% and (iv) 2.00%.

The applicable margin for (a) SOFR Rate Loans ranges from 6.50% to 8.00% and (b) Base Rate Loans ranges from 5.50% to 7.00%, depending on the Total Net Leverage Ratio (as defined in the New Term Loan Credit Facility) as of the first day of the then-current fiscal quarter.

[Table of Contents](#)

Our New Term Loan Credit Facility is guaranteed by ProFrac LLC and all of the Term Loan Borrower's material existing subsidiaries and certain direct and indirect future U.S. restricted subsidiaries of the Term Loan Borrower. Our New Term Loan Credit Facility is secured by a lien on, and security interest in, substantially all of each such guarantor's assets, which consists of:

- a perfected security interest in all present and after-acquired equipment, fixtures, fracturing equipment (in each case of the foregoing, specifically excluding Fracturing Equipment Parts), real estate, intellectual property, equity interests in all direct and indirect subsidiaries of any grantor, intercompany loans of the grantors and/or their subsidiaries, all other assets whether real, personal or mixed, to the extent not constituting ABL Priority Collateral, and, except to the extent constituting ABL Priority Collateral and to the extent evidencing or otherwise related to such items, all documents, general intangibles, instruments, investment property, commercial tort claims, letters of credit, letter-of-credit rights and supporting obligations, all books, records and documents relating to, or arising from, any of the foregoing, in each case, except to the extent such proceeds constitute ABL Priority Collateral, any fixed asset priority
- proceeds account and the proceeds of any of the foregoing, business interruption insurance proceeds and subject to customary exceptions and exclusions (collectively, the "Fixed Asset Priority Collateral"), which security interest is senior to the security interest in the foregoing assets securing the New ABL Credit Facility; and
- a perfected security interest in the ABL Priority Collateral, which security interest is junior to the security interest in the ABL Priority Collateral securing the New ABL Credit Facility.

The respective rights of the New Term Loan Credit Facility lenders and the New ABL Credit Facility lenders in the ABL Priority Collateral and the Fixed Asset Priority Collateral are governed by an intercreditor agreement between the Term Loan Agent and the ABL Agent.

Our New Term Loan Credit Facility is subject to quarterly amortization beginning in June 2022, though any excess cash flow payments, reduce the required amortization.

Additionally, our New Term Loan Credit Facility is subject to a quarterly mandatory prepayment beginning for the calendar quarter ending on September 30, 2022 in an amount equal to the Applicable ECF Percentage (as defined in the New Term Loan Credit Facility). The Applicable ECF Percentage ranges from 50% of Excess Cash Flow (as defined in the New Term Loan Credit Facility) to 25% of Excess Cash Flow depending on the Total Net Leverage Ratio as of the last day of the applicable fiscal quarter. Our New Term Loan Credit Facility is subject to (x) the requirement that the Borrower offer to prepay the Term Loans with certain of the Net Cash Proceeds (as defined in the New Term Loan Credit Facility) from the IPO (the "IPO Prepayment"), ranging from 100% of the first \$100 million of Net Cash Proceeds, to 0% of the next \$100 million of Net Cash Proceeds to 50% of all additional Net Cash Proceeds after that and (y) additional customary mandatory prepayments, subject in some cases referenced in this clause (y) to the right of the Term Loan Borrower and its restricted subsidiaries to reinvest such proceeds within a specified period of time, and certain other exceptions.

Voluntary prepayments of borrowings under the New Term Loan Credit Facility are permitted at any time, in specified minimum principal amounts, subject to reimbursement of the lenders' redeployment costs actually incurred in the case of a prepayment of SOFR Rate Loans other than on the last day of the relevant interest period. Between March 4, 2022 and March 4, 2023, certain prepayments of the New Term Loan Credit Facility are subject to a prepayment premium of 3.00% (or, in the case of any IPO Prepayment (as defined in the New Term Loan Credit Facility), 2.00%). Between March 5, 2023 and March 4, 2024, certain prepayments of the New Term Loan Credit Facility are subject to a 2.00% prepayment premium. After March 4, 2024, but prior to the Stated Termination Date (as defined in the New Term Loan Credit Facility) certain prepayments of the New

Table of Contents

Term Loan Credit Facility are subject to a 1.00% prepayment premium. No payment or prepayment premium shall be due on account of any payments or prepayments made on the Stated Termination Date.

Our New Term Loan Credit Facility contains certain customary representations and warranties and affirmative and negative covenants. The negative covenants include, subject to customary exceptions, limitations on indebtedness, dividends, distributions and certain other payments, investments, acquisitions, prepayments of specified junior indebtedness, amendments of specified junior indebtedness, transactions with affiliates, dispositions, mergers and consolidations, liens, restrictive agreements, changes in fiscal periods and changes in line of business.

We are required by our New Term Loan Credit Facility to maintain a Total Net Leverage Ratio (as defined in our New Term Loan Credit Facility) (i) of no more than 2:00 to 1:00 for the fiscal quarter ending on June 30, 2022, (ii) of no more than 1.55 to 1.00 for the fiscal quarters ending on September 30, 2022 and December 31, 2022, and (iii) of no more than 1.25 for each fiscal quarter ending on March 31, 2023 and thereafter.

We are required by our New Term Loan Credit Facility to maintain minimum liquidity of \$30.0 million at all times.

Our New Term Loan Credit Agreement prohibits Capital Expenditures (as defined in the New Term Loan Credit Facility) in excess of (i) in the case of the Fiscal Year ended December 31, 2022, the greater of (x) \$275,000,000 in the aggregate and (y) in the case of any period of four consecutive fiscal quarters ending in such Fiscal Year, 50% of Consolidated EBITDA for the Test Period most recently ended prior to the date of the applicable Capital Expenditure, and (ii) in the case of any period of four consecutive fiscal quarters ending thereafter, commencing with the period of four consecutive fiscal quarters ending on March 31, 2023, an aggregate amount equal to 50.0% of Consolidated EBITDA for the Test Period most recently ended prior to the date of the applicable Capital Expenditure, provided that if the amount of the Capital Expenditures permitted to be made in any Fiscal Year is greater than the actual amount of the Capital Expenditures actually made in such Fiscal Year, then up to \$20,000,000 of such excess amount may be carried forward to the next succeeding Fiscal Year.

Our New Term Loan Credit Facility contains customary events of default. If an event of default occurs and is continuing, the lenders may declare all loans to be immediately due and payable. Some events of default require an automatic termination of the loans and become immediately due and payable.

First Financial Loan

On December 22, 2021, ProFrac II LLC entered into a \$30.0 million loan agreement with First Financial Bank, N.A. with a stated maturity date of January 1, 2024 (the "First Financial Loan"). The First Financial Loan bears interest at a variable rate based on the Prime rate published by the Wall Street Journal, floating daily. As of March 31, 2022, ProFrac II LLC had \$26.4 million outstanding under the First Financial Loan.

The First Financial Loan is secured by a first lien on, and security interest in, certain truck tractors and all other trailers, trucks and vehicles owned by ProFrac Services and ProFrac Manufacturing, in each case, more particularly described in the security agreement, and is guaranteed by ProFrac Services, ProFrac Manufacturing and ProFrac LLC.

The First Financial Loan is subject to monthly principal amortization beginning in February 2022.

The First Financial Loan contains certain restrictive covenants which require ProFrac LLC to maintain a Total Net Leverage Ratio, as defined in the loan agreement, of no greater than 3.00:1.00, and a Fixed Charge Coverage Ratio, as defined in the loan agreement, of at least 1.00:1.00.

Equify Bridge Note

On March 4, 2022, ProFrac II LLC entered into a \$45.8 million subordinated promissory note with Equify Financial with a stated maturity date of March 4, 2027 (the "Equify Bridge Note"). The Equify Bridge Note bears interest at a percentage per annum equal to 1.0%. Interest under the Equify Bridge Note is paid on a quarterly basis and is solely payable in kind, with such interest amounts being added to the outstanding principal amount of the Equify Bridge Note, until the date that both the New ABL Credit Facility and the New Term Loan Credit Facility shall have been terminated, after which date quarterly interest payments may be paid in kind or in cash. In April 2022, the Company repaid \$25.0 million in principal under the Equify Bridge Note.

The Equify Bridge Note is unsecured and subordinated to the indebtedness owing under the New ABL Credit Facility and the New Term Loan Credit Facility.

Until the New ABL Credit Facility and the New Term Loan Credit Facility have been terminated, prepayments of principal under the Equify Bridge Note are permitted solely to the extent permitted under the New ABL Credit Facility and New Term Loan Credit Facility. After the New ABL Credit Facility and the New Term Loan Credit Facility have been terminated, prepayments may be made at any time without prepayment penalty or premium.

In June 2022, the Equify Bridge Note was fully paid with net proceeds from the IPO.

Backstop Note

On March 4, 2022, ProFrac LLC entered into a \$22.0 million subordinated promissory note with THRC Holdings with a stated maturity date of March 4, 2027 (the "Backstop Note"). The Backstop Note bears interest at a percentage per annum equal to 1.74%. Interest under the Backstop Note is paid on a quarterly basis and is solely payable in kind, with such interest amounts being added to the outstanding principal amount of the Backstop Note, until the date that both the New ABL Credit Facility and the New Term Loan Credit Facility shall have been terminated, after which date quarterly interest payments may be paid in kind or in cash.

The Backstop Note is unsecured and subordinated to the indebtedness owing under the New ABL Credit Facility and the New Term Loan Credit Facility.

Until the New ABL Credit Facility and the New Term Loan Credit Facility have been terminated, prepayments of principal under the Backstop Note are permitted solely to the extent permitted under the New ABL Credit Facility and New Term Loan Credit Facility. After the New ABL Credit Facility and the New Term Loan Credit Facility have been terminated, prepayments may be made at any time without prepayment penalty or premium.

In June 2022, the Backstop Note was fully paid with net proceeds from the IPO.

Closing Date Note

On March 4, 2022, ProFrac LLC entered into a \$22.0 million subordinated promissory note with THRC Holdings with a stated maturity date of March 4, 2027 (the "Closing Date Note"). The Closing Date Note bears interest at a percentage per annum equal to 1.74%. Interest under the Closing Date Note is paid on a quarterly basis and is solely payable in kind, with such interest amounts being added to the outstanding principal amount of the Closing Date Note, until the date that both the New ABL Credit Facility and the New Term Loan Credit Facility shall have been terminated, after which date quarterly interest payments may be paid in kind or in cash.

The Closing Date Note is unsecured and subordinated to the indebtedness owing under the New ABL Credit Facility and the New Term Loan Credit Facility.

Until the New ABL Credit Facility and the New Term Loan Credit Facility have been terminated, prepayments of principal under the Closing Date Note are permitted solely to the extent permitted under the New ABL Credit

[Table of Contents](#)

Facility and New Term Loan Credit Facility. After the New ABL Credit Facility and the New Term Loan Credit Facility have been terminated, prepayments may be made at any time without prepayment penalty or premium.

In June 2022, the Closing Date Note was fully paid with net proceeds from the IPO.

Contractual obligations

The following table summarizes the principal maturity schedule for our long-term debt outstanding as of March 31, 2022:

	2022	2023	2024	2025	2026	Thereafter	Total
First Financial loan	\$ 11,086	\$ 15,291	\$ —	\$ —	\$ —	\$ —	\$ 26,377
New ABL Credit Facility	—	—	—	—	—	70,706	70,706
New Term Loan Credit Facility	16,875	22,500	22,500	388,125	—	—	450,000
Backstop Note(1)	—	—	—	—	—	22,000	22,000
Closing Date Note(1)	—	—	—	—	—	22,000	22,000
Equify Bridge Loan(1)	—	—	—	—	—	45,800	45,800
Other	10,223	167	166	108	79	386	11,129
Total	\$ 38,184	\$ 37,958	\$ 22,666	\$ 388,233	79	\$ 160,892	\$ 648,012

(1) Related party debt agreements.

Capital expenditures

During the three months ended March 31, 2022 and 2021, our capital expenditures were \$41.5 million and \$17.4 million, respectively. We currently expect our capital expenditures to increase in 2022 and 2023, which are expected to be funded with cash flows from operations. The primary drivers of the increase are building electric-powered hydraulic fracturing fleets, continued engine upgrades as part of our ESG initiatives, and deployment costs associated with reactivating hydraulic fracturing fleets.

Customer concentration

For the year ended December 31, 2021, sales to Rockcliff Energy Management, LLC accounted for 15.4% of total revenue.

On a pro forma basis, Rockcliff in 2021 was greater than 10.1% of pro forma combined revenue and the top ten largest customers contributed to approximately 50.1% of total pro forma combined revenue.

Off-Balance sheet arrangements

From time-to-time, we enter into off-balance sheet arrangements and transactions that can give rise to off-balance sheet obligations. As of March 31, 2022, the off-balance sheet arrangements and transactions that we have entered into include undrawn letters of credit. We do not believe that these arrangements are reasonably likely to materially affect our liquidity or availability of, or requirements for, capital resources.

Quantitative and qualitative disclosure of market risks

Market risk is the risk of loss arising from adverse changes in market rates and prices. Historically, our risks have been predominantly related to potential changes in the fair value of our long-term debt due to

[Table of Contents](#)

fluctuations in applicable market interest rates. Going forward our market risk exposure generally will be limited to those risks that arise in the normal course of business, as we do not engage in speculative, non-operating transactions, nor do we utilize financial instruments or derivative instruments for trading purposes.

Commodity price risk

Our material and fuel purchases expose us to commodity price risk. Our material costs primarily include the cost of inventory consumed while performing our pressure pumping services such as proppants, chemicals, trucking and fluid supplies. For our manufacturing segment, our material costs primarily include the cost of steel. For our proppant production segment, our material costs primarily include the cost of fuel. Our fuel costs consist primarily of diesel fuel used by our trucks, frac fleets and other motorized equipment. The prices for fuel and the raw materials in our inventory are volatile and are impacted by changes in supply and demand, as well as market uncertainty and regional shortages. Additionally, the market for our products and services is indirectly exposed to fluctuations in the prices of oil and natural gas to the extent such fluctuations impact well completion activity levels. Historically, we have generally been able to pass along price increases to our customers; however, we may be unable to do so in the future. We do not engage in commodity price hedging activities.

Interest rate risk

We are subject to interest rate risk on our variable rate debt from our New Term Loan Credit Facility and our New ABL Credit Facility. The Company also has fixed rate debt but does not currently utilize derivative instruments to manage the economic effect of changes in interest rates. The impact of a 1% increase in interest rates on our outstanding debt as of March 31, 2022 would have resulted in an annual increase in interest expense of approximately \$5.2 million.

Credit risk

Financial instruments that potentially subject us to concentrations of credit risk are trade receivables. We extend credit to customers and other parties in the normal course of business. We have established various procedures to manage our credit exposure, including credit evaluations and maintaining an allowance for doubtful accounts.

Internal controls and procedures

We are not currently required to comply with the SEC's rules implementing Section 404 of the Sarbanes Oxley Act of 2002, and are therefore not required to make a formal assessment of the effectiveness of our internal control over financial reporting for that purpose. We are required to comply with the SEC's rules implementing Section 302 of Sarbanes-Oxley, which requires our management to certify financial and other information in our quarterly and annual reports and provide an annual management report on the effectiveness of our internal control over financial reporting. We will not be required to make our first assessment of our internal control over financial reporting until the year of our second annual report required to be filed with the SEC. To comply with the requirements of being a public company, we may need to implement additional financial and management controls, reporting systems and procedures and hire additional accounting, finance and legal staff.

Further, our independent registered public accounting firm is not yet required to formally attest to the effectiveness of our internal controls over financial reporting, and will not be required to do so for as long as we are an "emerging growth company" pursuant to the provisions of the JOBS Act or a non-accelerated filer. Please read "Summary—Emerging Growth Company Status."

Recent accounting pronouncements

We have not yet implemented Financial Accounting Standards Board (FASB) Accounting Standards Update (ASU) No. 2016-13, Financial Instruments—Credit Losses. The ASU introduces a new accounting model, the Current Expected Credit Losses model (CECL), which requires earlier recognition of credit losses and additional disclosures related to credit risk. The CECL model utilizes a lifetime expected credit loss measurement objective for the recognition of credit losses for loans and other receivables at the time the financial asset is originated or acquired. The expected credit losses are adjusted each period for changes in expected lifetime credit losses. This model replaces the multiple existing impairment models previously used under U.S. GAAP, which generally require that a loss be incurred before it is recognized. The new standard also applies to financial assets arising from revenue transactions such as contract assets and accounts receivable. Implementation of this standard is currently required for fiscal years beginning after December 15, 2022. The Company does not believe implementation will have a material impact on its financial statements.

We have not yet implemented FASB ASU No. 2019-12, Income Taxes (Topic 740)—Simplifying the Accounting for Income Taxes, which removes specific exceptions to the general principles in Topic 740 under GAAP. The new guidance also improves the application of income tax-related guidance and simplifies GAAP for franchise taxes that are partially based on income, transactions with a government that result in a step up in the tax basis of goodwill, separate financial statements of legal entities that are not subject to tax, and enacted changes in tax laws in interim periods. The new guidance will be effective for fiscal years beginning after December 15, 2021, and interim periods within fiscal years beginning after December 15, 2022; however, early adoption is permitted. The Company is currently evaluating the impact of adopting the new guidance on its consolidated financial statements.

Emerging growth company

We qualify as an “emerging growth company” pursuant to the provisions of the JOBS Act, enacted on April 5, 2012. Section 102 of the JOBS Act provides that an “emerging growth company” can take advantage of the extended transition period provided in Section 7(a)(2)(B) of the Securities Act for complying with new or revised accounting standards.

We may take advantage of these provisions until we are no longer an emerging growth company, which will occur on the earliest of (i) the last day of the fiscal year following the fifth anniversary of our IPO, (ii) the last day of the fiscal year in which we have more than \$1.07 billion in annual revenue which, as a result of the FTSI Acquisition, we expect may occur as of December 31, 2022, (iii) the date on which we issue more than \$1 billion of non-convertible debt over a three-year period and (iv) the date on which we are deemed to be a “large accelerated filer,” as defined in Rule 12b-2 promulgated under the Exchange Act.

Critical accounting policies and estimates

The discussion and analysis of our financial condition and results of operations is based on our consolidated financial statements, which have been prepared in accordance with accounting principles generally acceptable in the United States of America. The preparation of these financial statements requires us to make estimates and assumptions that affect the reported amounts of assets and liabilities and the disclosure of contingent assets and liabilities at the dates of the financial statements and the reported revenues and expenses during the reporting periods. We evaluate these estimates and assumptions on an ongoing basis and base our estimates on historical experience, current conditions and various other assumptions that we believe to be reasonable under the circumstances. The results of these estimates form the basis for making judgments about the carrying values of assets and liabilities as well as identifying and assessing the accounting treatment with respect to commitments and contingencies. Our actual results may materially differ from these estimates.

[Table of Contents](#)

Listed below are the accounting policies that we believe are critical to our financial statements due to the degree of uncertainty regarding the estimates or assumptions involved, and that we believe are critical to the understanding of our operations.

Property, plant, and equipment

Our property and equipment are recorded at cost, less accumulated depreciation.

Upon sale or retirement of property and equipment, the cost and related accumulated depreciation are removed from the balance sheet and the net amount, less proceeds from disposal, is recognized as a gain or loss in earnings.

The estimated useful lives and salvage values of property and equipment is subject to key assumptions such as maintenance, utilization and job variation. Unanticipated future changes in these assumptions could negatively or positively impact our net income. The determination of the appropriate useful life of our property and equipment requires significant judgment resulting from the demanding operating environments in which we conduct our business as well as the significant volatility and demand fluctuations we have seen in our industry in recent years. A significant change in our established useful lives could cause depreciation expenses to fluctuate materially.

Depreciation of property and equipment is provided on the straight-line method over the following estimated useful lives:

Machinery and equipment	2—10 years
Office equipment, software and other	3—7 years
Buildings and leasehold improvements	2—40 years

Impairment of Long-Lived Assets

In accordance with Financial Accounting Standards Board (FASB) ASC 360, *Accounting for the Impairment or Disposal of Long-Lived Assets*, we review our long-lived assets to be held and used whenever events or circumstances indicate that the carrying value of those assets may not be recoverable. An impairment loss is indicated if the sum of the expected future undiscounted cash flows attributable to the assets is less than the carrying amount of such assets. In this circumstance, we recognize an impairment loss for the amount by which the carrying amount of the asset exceeds the fair value of the asset. Our cash flows forecasts require us to make certain judgements regarding long-term forecasts of future revenue and costs and cash flows related to the assets subject to review. Our fair value estimates for certain long-lived assets require us to use significant other observable and unobservable inputs among others including assumptions related to replacement cost based on actual recent auction sales of comparable equipment. The estimates of fair value are also subject to significant variability, are sensitive to changes in market conditions, and are reasonably likely to change in the future. For these reasons, the evaluation of recoverability of our long-lived assets and the measurement of any impairment, as necessary, are considered critical accounting estimates.

Business Combinations

Business combinations are accounted for under the acquisition method of accounting. Under this method, the assets acquired and liabilities assumed are recognized at their respective fair values as of the date of acquisition. The excess, if any, of the acquisition price over the fair values of the assets acquired and liabilities assumed is recorded as goodwill. For significant acquisitions, we utilize third-party appraisal firms to assist us in determining the fair values for certain assets acquired and liabilities assumed. The measurement of these fair values requires us to make significant estimates and assumptions which are inherently uncertain.

[Table of Contents](#)

Adjustments to the fair values of assets acquired and liabilities assumed are made until we obtain all relevant information regarding the facts and circumstances that existed as of the acquisition date (the "measurement period"), not to exceed one year from the date of the acquisition. We recognize measurement-period adjustments in the period in which we determine the amounts, including the effect on earnings of any amounts we would have recorded in previous periods if the accounting had been completed at the acquisition date.

The estimation of net assets acquired in business combinations requires significant judgment in determination of the fair value of the assets and liabilities acquired. Our fair value estimates require us to use significant observable and unobservable inputs. The estimates of fair value are also subject to significant variability, are sensitive to changes in market conditions, and are reasonably likely to change in the future. A significant change in the observable and unobservable inputs and determination of fair value of the assets and liabilities acquired could significantly impact our consolidated financial statements.

Income Taxes

ProFrac Holding Corp. is a corporation and is subject to U.S. federal, state and local income taxes. Although the ProFrac Predecessor entities are subject to franchise tax in the State of Texas (at less than 1% of modified pre-tax earnings), they have historically been treated as pass-through entities for U.S. federal and other state and local income tax purposes and as such were not subject to U.S. federal income taxes or other state or local income taxes. Rather, the tax liability with respect to the taxable income of the ProFrac Predecessor entities was passed through to their owners. Accordingly, the financial data attributable to ProFrac Predecessor contains no provision for U.S. federal income taxes or income taxes in any state or locality (other than franchise tax in the State of Texas). We estimate that we will be subject to U.S. federal, state and local taxes at a blended statutory rate of approximately 23% of pre-tax earnings. Additionally, with the acquisition of EKV, the Company is subject to certain foreign taxes, which were immaterial for the three months ended March 31, 2022.

We account for income taxes under the asset and liability method. Under this method, deferred tax assets and liabilities are recognized for the estimated future tax consequences attributable to differences between the financial statement carrying amounts of existing assets and liabilities and their respective tax basis. Deferred tax assets and liabilities are measured using enacted tax rates in effect for the year in which those temporary differences are expected to be recovered or settled pursuant to the provisions of Accounting Standards Codification ("ASC") 740, Income Taxes. The effect on deferred tax assets and liabilities of a change in tax rate is recognized in earnings in the period that includes the enactment date. Valuation allowances are established when necessary to reduce deferred tax assets to the amounts more likely than not to be realized. We expect to record a full valuation allowance on our net deferred tax assets based on our assessment that it is more likely than not that the deferred tax asset will not be realized. A change in these assumptions could cause a decrease to the valuation allowance, which could materially impact our results of operations.

Variable Interest Entities

We evaluate our ownership, contractual and other interest in entities to determine if they are variable interest entities ("VIE"). We evaluate whether we have a variable interest in those entities and the nature and extent of those interests. Based on our evaluation, if we determine we are the primary beneficiary of a VIE, we consolidate the entity in our financial statements.

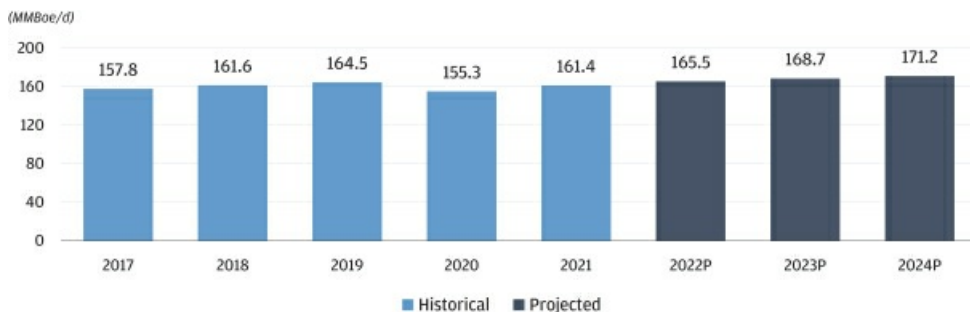
Industry overview

Demand for hydraulic fracturing services is primarily driven by the level of drilling and completion activity by E&P companies in the United States. Drilling and completion activity is driven by well profitability and returns, which in turn are influenced by a number of factors, including current domestic and international supply and demand for oil and gas and current and expected future prices for oil and gas, as well as the perceived stability and sustainability of those prices over the longer term.

In 2020, the COVID-19 pandemic and disagreements over production levels among oil producing nations combined to cause unprecedented reductions in global economic activity and significantly reduced the demand for oil and gas. These declines led to a significant dip in commodity prices, with per-barrel prices of WTI crude oil briefly falling as low as negative \$37/Bbl in April of 2020 and averaging \$39/Bbl for the full year 2020, versus \$57/Bbl for the full year 2019. In response to the unfavorable price environment, U.S. E&P companies dramatically reduced capital spending, oil and gas drilling and completion activity, and thus, demand for hydraulic fracturing services declined significantly in 2020.

In 2021, economic activity rebounded supported by the COVID-19 vaccination program rollouts and the lifting of mobility restrictions, driving the rapid recovery of global demand for oil and gas despite the occurrence of COVID-19 variants. The per-barrel prices of WTI crude oil averaged \$68/Bbl for the full year 2021, an increase of 73% year over year. In 2022, geopolitical tensions in Eastern Europe related to Russia's invasion of Ukraine have resulted in significant supply disruptions as a broad coalition of countries have responded with sanctions and/or import bans associated with Russian oil and natural gas. This has resulted in significant tightening in the market as reflected by higher commodity prices, with oil and gas prices reaching decade highs. As of March 11, 2022, WTI has averaged \$91.60/Bbl in 2022, and the closing price reached as high as \$123.70/Bbl on March 8, 2022 following Russia's invasion of Ukraine. According to EIA, 2022 global crude oil and gas demand is forecast to be around 165.5 MMBoe/d, an increase of 7% relative to 2020 global demand. Oil demand is expected to surpass pre-pandemic levels by the second half of 2022. Demand for natural gas is also expected to grow to support the continued industrialization of developing countries over the coming decades. Fundamental trends shaping the energy transition, including the use of natural gas as a transition fuel, are expected to drive gas to continue gaining global energy demand share.

Global Historical and Projected Oil and Gas Demand



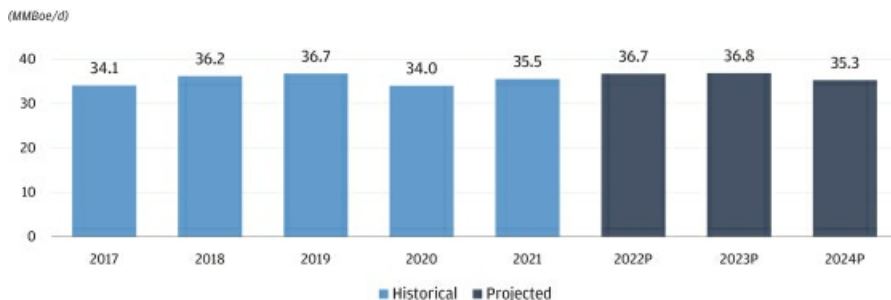
Source: EIA International Energy Outlook as of October 6, 2021. Includes global liquids and natural gas demand.

Supported by the backdrop of improved global economic growth, U.S. oil and gas consumption is forecasted to increase 8% from 2020 through 2023, according to EIA. U.S. natural gas demand is expected to increase due to use of natural gas as feedstock in domestic petrochemical projects, the growing exports of LNG to international

Table of Contents

markets in Europe and Asia, particularly as European countries attempt to reduce their reliance on Russian gas in light of recent geopolitical events, and the addition of gas fired power generation as coal plants are decommissioned.

U.S. Historical and Projected Oil and Gas Demand



Source: EIA Short-Term Energy Outlook as of March 8, 2022 for 2017 to 2023P and EIA Annual Energy Outlook as of March 3, 2022 for 2024P. Includes U.S. liquids and natural gas demand.

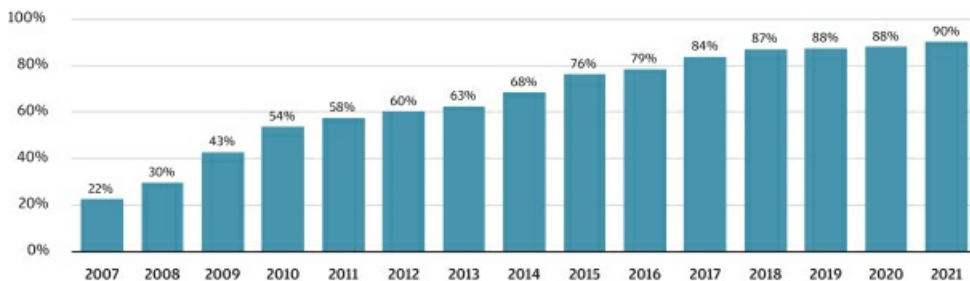
Natural gas prices have increased substantially compared to year-end 2020 prices and have also surpassed year-end 2019 (pre-COVID-19) levels. Through March 11, 2022, natural gas prices have averaged approximately \$4.03/MMBtu over the last twelve months, reflecting an increase of 76% and 72% relative to the twelve months prior to March 11 averages in 2021 and 2020, respectively. Moreover, commodities futures markets as of March 11, 2022 price natural gas contracts at an average of \$4.88/MMBtu for the remainder of 2022. Over the longer-term, EIA expects exports and industrial use will continue to drive increased demand for natural gas. If hydrocarbon prices remain at or near current levels, we expect drilling and completion activity to continue to increase, thereby positively impacting demand for our services and improving our revenues and pricing.

With the growth in oil and gas demand and rise in commodity prices, E&P activity has increased significantly across all onshore oil and gas basins in the United States. According to Baker Hughes' North American Rig Count reported on March 11, 2022, the number of active U.S. land drilling rigs has increased 68% over the last 12 months to 652 rigs and by 182% since its recent trough of 231 rigs in August 2020. Rig activity in our primary areas of operation (the West Texas, East Texas/Louisiana, South Texas, Oklahoma, Uinta and Appalachian regions) has also increased substantially over that same period.

We believe that the following market dynamics and trends in our industry should benefit our operations and our ability to achieve our business objectives as commodity prices recover:

Increased use of horizontal drilling to develop high-pressure U.S. resource basins . The horizontal rig count as a percentage of the overall onshore rig count has increased every year since 2007, when horizontal rigs represented only approximately 25% of the total U.S. onshore rig count to approximately 90% at the end of 2021. We believe horizontal drilling activity will continue to grow as a portion of overall onshore wells drilled in the United States, primarily due to E&P companies increasingly developing unconventional resources such as shales. Successful economic production of these unconventional resource basins frequently requires hydraulic fracturing services like those we provide.

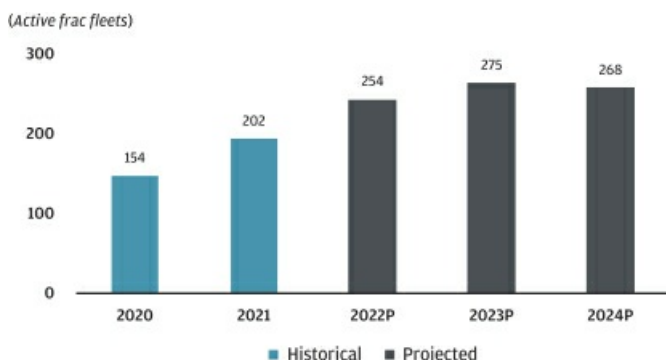
U.S. Active Horizontal Land Drilling Rigs as a Percent of Active Land Rig Count



Source: Baker Hughes as of March 11, 2022.

Growth in hydraulic fracturing services. Hydraulic fracturing is a mission-critical service required for the continued development of shale resources in North America. Demand for hydraulic fracturing fleets is expected to recover materially in 2022 to 265 fleets in the fourth quarter from recent trough levels of 90 fleets in the second quarter of 2020 (an increase of more than 194% across the same period). The rebound in demand for hydraulic fracturing services is expected to continue beyond 2022, with hydraulic fracturing fleets projected to increase from an average of 254 fleets in 2022 to an average of 275 fleets in 2023 (an increase of more than 8%).

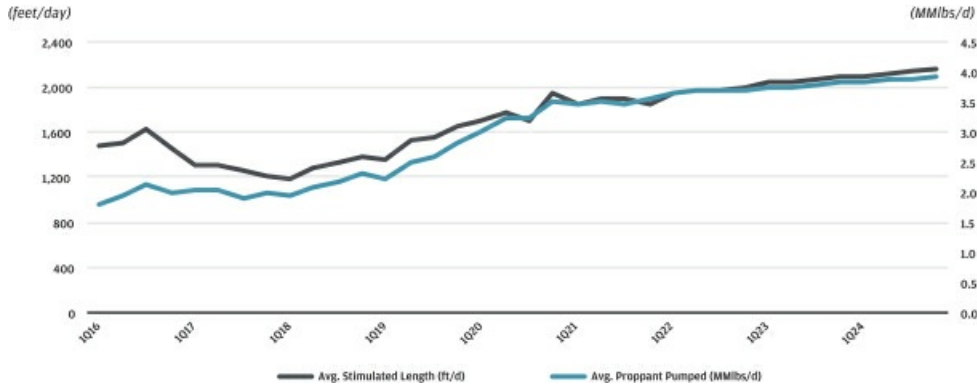
U.S. Historical and Projected Frac Fleet Demand



Source: Daniel Energy Partners as of March 2022.

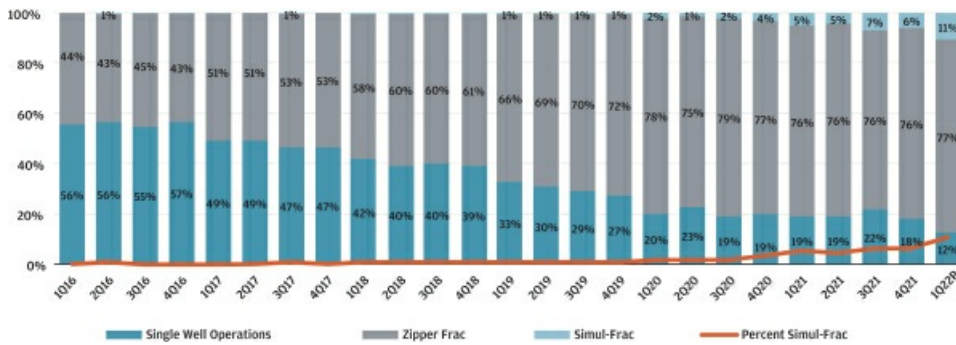
Increasing completion and pumping intensity. E&Ps continue to drill longer laterals and increase proppant loadings in order to maximize production and enhance well economics. Longer lateral lengths and greater volume of sand pumped require increased horsepower to execute a completion, which means that more fracturing units will be required for each fleet. Additionally, E&Ps are increasingly adopting zipper frac and simul-fracs techniques, where multiple wells are completed concurrently, in order to improve the efficiency and speed of completion operations. This consequently is driving demand for additional horsepower. We expect that the projected increase in completion intensity trends (as illustrated in the charts below) will result in an increased demand for our pressure pumping services.

U.S. Unconventional Completion Intensity



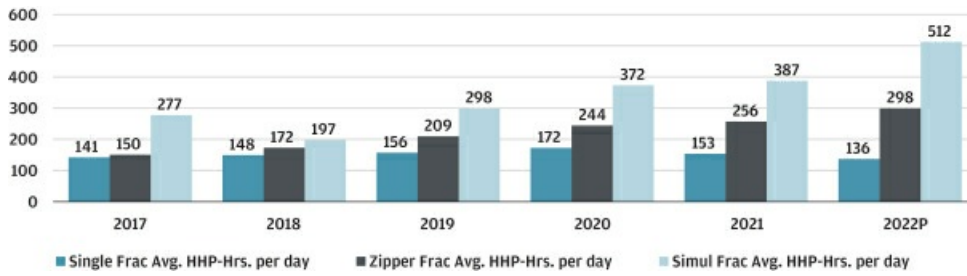
Source: Rystad Energy as of February 2022.

U.S. Frac Market Share by Frac Type



Source: Rystad Energy as of February 2022.

U.S. Land Hydraulic Horsepower Hours per Day per Well

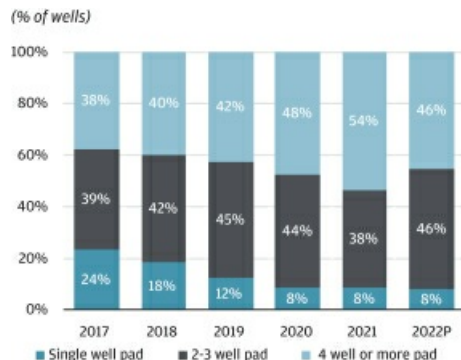


Source: Rystad Energy. As of February 2022.

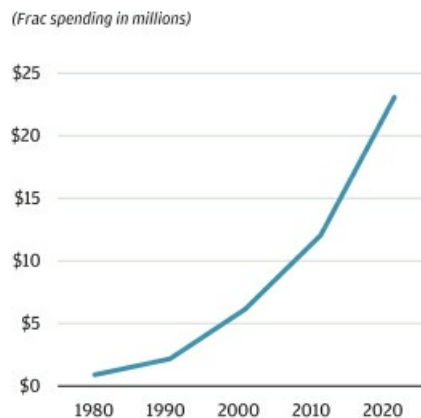
[Table of Contents](#)

Increasing frac intensity per working rig . Techniques used by E&P companies, such as multi-well pad development programs, have led to improved rig efficiencies, resulting in more horizontal wells drilled per rig. Coupled with longer laterals, this trend indicates that demand for well completion services as well as frac spend per rig can be expected to outpace standalone rig growth. The co-location of wells on a single pad also allows for more efficient access to wellbores and sharply reduces the mobilization and de-mobilization time between completion and production service jobs. These efficiencies improve our operating leverage and enable us to more successfully provide our services.

Total Well Split by Pad Size



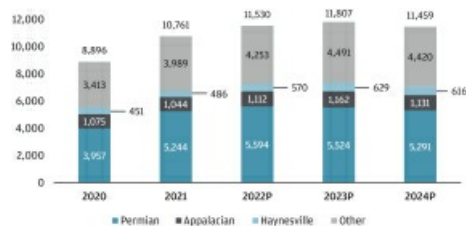
Frac Spend per Rig



Source: Rystad Energy as of February 2022 for total well split by pad size and Spears & Associates Q4 2021 Hydraulic Fracturing and Proppant Market Report for frac sales per rig.

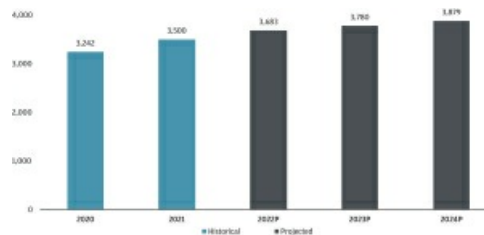
Total U.S. Wells Completed

(Total wells)



Total U.S. Average Proppant Pumped

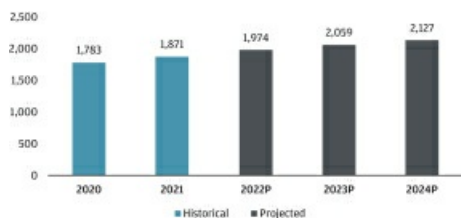
(thousands of lbs/day)



[Table of Contents](#)

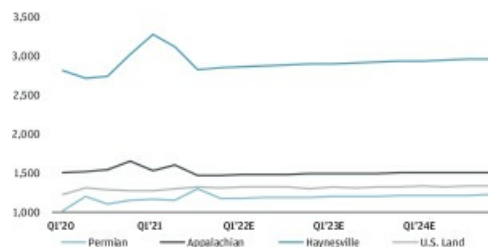
Total U.S. Average Well Stimulated Length

(feet/day)



Total U.S. Average Pumping Intensity

(Avg. HHP-hrs./well in thousands)



Source: Rystad Energy as of February 2022. Metrics are reflective of total U.S. market.

Tightening Frac Sand Market. The increase in demand for frac sand for use in the hydraulic fracturing process has resulted in a significant rise in sand prices as well as constraints on supply availability. According to Lium, total U.S. frac sand demand is expected to increase by 31% in 2022 compared to 2021 and reach 117 million tons, with the Permian expected to account for approximately 57% of the total U.S. demand. Frac sand pricing has surpassed pre-COVID levels, with Permian FOB mine pricing reaching as high as \$60/ton in the spot market in the first quarter of 2022, according to Lium. We believe our recent investment in West Munger and vertically integrated business model position us to capitalize on this increased demand and insulate our operations from rising sand raw material costs and any potential supply chain disruptions.

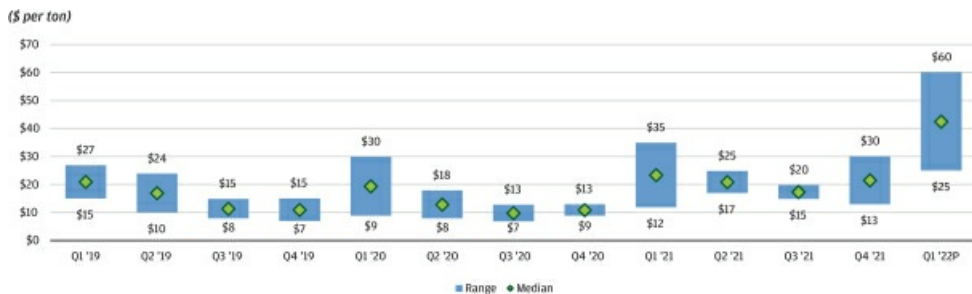
Permian Frac Sand Demand Forecast

(millions of tons)



Source: Lium Permian Frac Sand Market Trends as of February 2022. Assumes \$85/bbl oil price scenario.

In-Basin Permian Sand Pricing Forecast

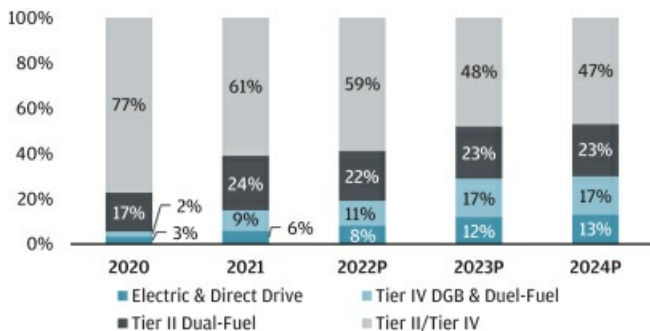


Source: Lium Permian Frac Sand Market Trends as of February 2022.

Investor and regulator focus on ESG. The energy industry is undergoing a significant change of operating practices with an emphasis on incorporating more environmental and social considerations into operating models. Companies are experiencing increased market pressure to bolster ESG programs, particularly related to climate change and reduction of GHG emissions. As the regulatory environment becomes more stringent, we believe that state and federal governments are likely to implement increased measures to regulate GHG emissions, increasing pressure on E&P companies to decrease their emissions footprint. Additional ESG topics, such as human rights, supply chain management, water usage, natural capital and biodiversity, among others, are also receiving increased attention, and there may be increasing pressure on our customers to take actions to address these topics, as well.

Adoption of DGB and electric fleets. We believe E&P operators' focus on improving their emissions profile will accelerate the transition from legacy, emission-heavy Tier II diesel frac fleets to greener Tier IV DGB frac fleets and electric fleets because Tier IV DGB fleets utilize gas, including natural gas, CNG, LNG, pipeline and field gas, as a cheaper, cleaner fuel source. Rystad Energy anticipates that by the end of 2024, approximately 50-60% of active horsepower in North America will be utilizing natural gas capable fleets. We believe the shift to cleaner natural gas capable fleets positions us well to capture additional market share as the broader industry recovery continues accelerating.

Historical and Projected U.S. Frac Supply by Type



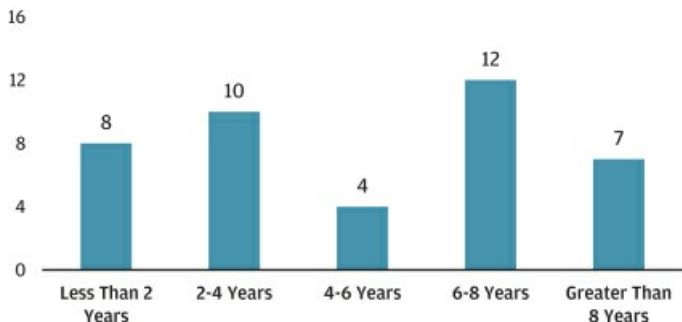
Source: Rystad Energy as of February 2022. Metrics are reflective of total U.S. market.

[Table of Contents](#)

Obsolescence of significant hydraulic fracturing horsepower in the market. We believe the U.S. frac market is currently facing a pivotal transition with significant fleet capacity nearing retirement due to obsolescence. We believe that prolonged underinvestment has resulted in an over-supply of legacy fleets and an increasing preference for low-emission fleets is driving an undersupply of more desirable greener frac fleets. Even prior to the COVID-19 induced downturn, substantial legacy capacity had already reached the end of its useful life, according to Rystad Energy. We believe this was further exacerbated by the lack of capital investment by frac operators during the downturn. The majority of frac service providers' fleets have an average equipment age of more than six years, according to Rystad Energy. We believe that our vertical integration and lower capital cost resulting from our in-house manufacturing of our own frac equipment will benefit our ability to both maintain attractive utilization rates and earn higher returns on invested capital versus other peers that source their new fleets from third parties at higher prices.

U.S. Average Frac Fleet Age

(Number of service providers by average frac equipment age)



Source: Rystad Energy as of March 2022. Metrics are reflective of total U.S. market. Fleet age calculated based on manufacture date for total fleets.

Despite the negative impact to the overall oil and gas industry in 2020, we believe the challenging industry conditions allowed us to strengthen our leadership position by implementing targeted and forward-looking initiatives. We took actions to maintain the ongoing operational integrity of our equipment, further invest in vertical integration of our business, implement back-office optimization projects, successfully complete our in-house research and development of advanced power end and fluid-end designs, and add over 179 dual fuel kits to our Tier IV engines. All of the aforementioned initiatives materially enhanced our company and positioned us to take advantage of expected improving industry conditions.

Business

Overview

We are a growth-oriented, vertically integrated and innovation-driven energy services company providing hydraulic fracturing, completion services and other complementary products and services to leading upstream oil and gas companies engaged in the exploration and production (“E&P”) of North American unconventional oil and natural gas resources. Founded in 2016, ProFrac was built to be the go-to service provider for E&P companies’ most demanding hydraulic fracturing needs. We are focused on employing new technologies to significantly reduce “greenhouse gas” (“GHG”) emissions and increase efficiency in what has historically been an emissions-intensive component of the unconventional E&P development process. We believe the technical and operational capabilities of our fleets ideally position us to capture increased demand resulting from the market recovery and our customers’ shifting preferences favoring the sustainable development of natural resources.

Our operations are primarily focused in the West Texas, East Texas/Louisiana, South Texas, Oklahoma, Uinta and Appalachian regions, where we have cultivated deep and longstanding customer relationships with some of those regions’ most active E&P companies. We operate in three business segments: stimulation services, manufacturing and proppant production. We believe we are the largest privately owned, and second largest overall, provider of hydraulic fracturing services in North America by HHP, with aggregate installed capacity of over 1.7 million HHP across 34 conventional fleets, of which, as of March 31, 2022, 31 were active, reflecting a net installed capacity of approximately 1.5 million HHP across our active fleets. We believe a greater percentage of our conventional fleets prior to the FTSI Acquisition incorporated lower-emission Tier IV diesel engines relative to our peers, making them among the most emissions-friendly and capable in the industry. Further, we believe that because of those fleets’ capabilities and reliability, and our relentless focus on efficient and environmentally-sound energy service solutions, our high-quality customer base views us as an integral partner in their efforts to improve their ESG profiles without sacrificing service quality.

Our lower-emission conventional hydraulic fracturing fleets have been designed to reduce our customers’ relative emissions footprint while handling the most demanding well completions, which are characterized by higher pumping pressures, higher pumping volumes, longer horizontal wellbores, more frac stages per lateral and increasing amounts of proppant pumped per well. Approximately 90% of our Pre-Acquisition Fleets are less than six years old, with 60% having Tier IV engines and 49% having dual fuel capabilities as of March 31, 2022. In addition, we have paired these technologies with our proprietary ESCs to reduce idle time, which is the time during which an engine generates the highest amount of emissions, by as much as 90%, and reduce fuel consumption and GHG emissions by as much as 24%. In addition, these ESCs are capable of cold starting the engines on our pumping units without the assistance of truck tractors. This technology allows us to significantly decrease the number of truck tractors required for our operations, not only further reducing overall emissions but also eliminating the capital, safety risks and operating and maintenance costs associated with operating the additional truck tractors required for fleets that do not utilize ESCs. On the whole, these cost savings are significant, allowing us to avoid an incremental \$15,000 per year in costs associated with each truck tractor eliminated from our operations. Since early 2021, we have installed ESCs in seven fleets, and have reduced our truck tractor count by 125. We continue to install ESCs throughout our fleets, with 141 pumps equipped with ESCs as of March 31, 2022, and anticipate being able to realize total cost savings of approximately \$300,000 per year per fleet as a result. When further combined with our real time GHG emissions monitoring, our fleets create additional synergies in efficiency that result in cost savings for our customers. We intend to continue to upgrade and overhaul our other fleets with the goal of having all of our conventional fleets similarly equipped, a process made cheaper by our in-house manufacturing capabilities detailed below. This strategy aligns with our ESG initiative to minimize our carbon footprint as a part of our goal to have all of our conventional fleets

[Table of Contents](#)

equipped with emissions reduction technology. By contrast, many of the fleets we acquired in the FTSI Acquisition are substantially older, are generally less technologically advanced and do not have the same attractive emissions profile as our Pre-Acquisition Fleets. These legacy fleets may require additional maintenance and capital expenditures and may be unable to reduce our customers' relative emissions footprint or satisfy their ESG objectives. Following the completion of the FTSI Acquisition, approximately 60% of our fleets are less than six years old, with 30% having Tier IV engines and 40% having dual fuel capabilities as of March 31, 2022. After giving effect to our retirement of 650,000 HHP from 11 of FTSI's older, emissions-intensive fleets acquired in the FTSI Acquisition, 40% of our fleets will have Tier IV engines and 54% of our fleets will have dual fuel capabilities.

In addition to our existing low-emission conventional fleets, we are constructing electric powered hydraulic fracturing fleets equipped with Clean Fleet® technology licensed from USWS. Under our agreement with USWS, we may acquire up to 17 additional licenses (along with certain other rights) to construct in-house new, electric-powered hydraulic fracturing fleets utilizing Clean Fleet® technology. This technology utilizes electric motors powered by lower-cost, lower-emission power solutions, including local utility-sourced line power, or on-site generation from natural gas produced and conditioned in the field, CNG, LNG, and/or traditional fuels, if needed. This flexibility in fuel supply can provide our customers with additional tools to meet their emissions and sustainability goals by reducing their reliance on diesel, as well as offer potentially significant fuel cost savings. We believe that our fleets equipped with Clean Fleet® technology will supplement our environmentally advantaged conventional fleets and provide our customers an optimized suite of options to satisfy their ESG objectives while maximizing operating efficiency. We expect to begin deploying the first of these electric-powered hydraulic fracturing fleets in the second quarter of 2022, and we have two more under construction, which we expect to be ready for deployment during the second half of 2022. We believe that our new electric fleets, together with our existing conventional fleets, which we continue to optimize to incorporate efficiency-enhancing features, place us on the leading edge of the domestic hydraulic fracturing business and position us to maintain a high equipment utilization rate, low emissions and attractive profitability.

Facilitating the advanced technology and operational capability of our equipment is our vertically integrated business model and supply chain management, which allows us to manufacture, assemble, repair and maintain our own fleets and ancillary frac equipment, including power ends, fluid ends, flow iron and monolines. Our vertically integrated business model also allows us to offer customers a suite of ancillary services that enhance the efficacy of the well completion process, including, sand, completion chemicals and related equipment.

We operate facilities in Cisco, Aledo and Fort Worth, Texas, including an ISO 9001 2015 certified OEM manufacturing facility, in which we manufacture and refurbish many of the components used by our fleets, including pumps, fluid ends, power ends, flow iron and other consumables and an engine and transmission rebuild facility that is licensed to provide warranty repairs on our transmissions. These facilities, which have a proven capability to manufacture up to 22 pumps, or 55,000 HHP, per month (including electric fleets) and perform substantially all of the maintenance, repair and servicing of our hydraulic fracturing fleets, provide in-house manufacturing capacity that enables cost-advantaged growth and maintenance.

Vertical integration enables us to realize a lower capital investment and operating expense by capturing the margin of manufacturing and/or maintenance, by recycling and refurbishing older machinery in our fleet, as opposed to disposing of it, and by enabling the ongoing improvement of our equipment and processes as part of a continuous research and development cycle. This combination also facilitates our "Acquire, Retire, Replace"™ approach to growing, maintaining and modernizing our fleets, and helps us mitigate supply chain constraints that have disrupted competitors' and customers' operations in the past. For example, as part of the FTSI Acquisition we are implementing our "Acquire, Retire, Replace"™ strategy by retiring 650,000 HHP of FTSI's older, emissions-intensive fleets and recycling or refurbishing equipment from such fleets.

[Table of Contents](#)

Our in-house manufacturing capabilities also allow us to rapidly implement new technologies in a cost-effective manner not possible for many of our peers. We believe that as a result of this vertical integration, we are able to achieve conventional Tier IV dual fuel fleet construction costs of \$540 per HHP contrasted with an industry cost of up to \$861 per HHP, according to Daniel Energy Partners, and an average expected price to build electric fleets, excluding power generation, of \$467 per HHP inclusive of licensing costs.

Our manufacturing capabilities and control over the manufacturing process have allowed us to design and build hydraulic fracturing fleets to uniform specifications intended for deployment in resource basins requiring high levels of pressure, flow rate and sand intensity. We believe the standardized, modular configuration of our equipment provides us with several competitive advantages, including reduced repair and maintenance costs, reduced downtime, reduced inventory costs, reduced complexity in our operations, training efficiencies and the ability to redeploy equipment among operating basins. We believe that our uniform fleet specifications along with the ability to more directly control our supply chain and end-of-life management for our equipment differentiates us from competitors who typically purchase such equipment from third party manufacturers and rely on such manufacturers or other third parties for repair and maintenance.

We also provide ancillary products and services, further increasing our value as a business partner to our customers, including frac sand, completion chemicals, frac design and related services, logistics coordination and real time data reporting, such as operational statistics, inventory management, completions updates and emissions monitoring.

Through our recent investment in Flotek, we have gained access to a low-cost, long-term supply of a full suite of completion chemicals required by our customers during the completion process, including Flotek's proprietary biodegradable complex nano-Fluid[®] technology, which is more environmentally friendly than commonly used alternatives. For additional information on our investment in Flotek, please see "Summary—Recent Developments—Flotek Investment."

In addition, to meet our customers' need for proppant, we operate an approximate three-million-ton-per-year sand mine and processing facility in Kermit, Texas, with 40.7 million tons of proved reserves as of December 31, 2021, which allows us to sell proppant to our customers in West Texas and Southeastern New Mexico. We also recently acquired approximately 6,700 acres near Lamesa, Texas, which we refer to as West Munger, that we are developing into an in-basin Permian Basin frac sand resource. We are in the process of installing mining and processing facilities at West Munger which, once operational, will be one of only two sand mines in the Midland Basin. West Munger and the Kermit sand mine are each located within 100 miles of approximately 98% of all horizontal rigs in the Permian Basin, providing us with ready access to potential customers. Our integrated service platform creates operational efficiencies for our customers and allows us to capture a greater portion of their development capital spending, positioning us to maintain high equipment utilization rates, low emissions and attractive profitability.

For the three months ended March 31, 2022, ProFrac Predecessor generated net income of approximately \$24.1 million, Adjusted EBITDA of approximately \$91.5 million and an annualized Adjusted EBITDA per fleet of \$16.9 million, respectively. On a pro forma basis, the Company generated net losses of approximately \$6.2 million, Adjusted EBITDA of approximately \$99.4 million and an annualized Adjusted EBITDA per fleet of \$12.8 million, respectively. For the definitions of Adjusted EBITDA and Adjusted EBITDA per fleet and a reconciliation to their most directly comparable financial measures calculated and presented in accordance with GAAP, please read "—Summary Historical and Pro Forma Financial Data—Non-GAAP Financial Measures."

Competitive strengths

We believe the following characteristics differentiate us from our peers and uniquely position us to execute on our strategy to create value for our stakeholders:

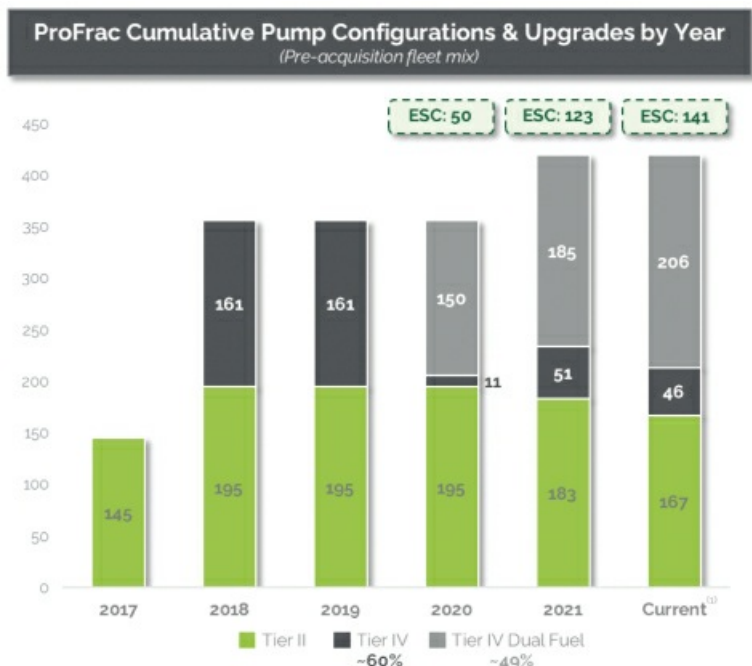
- **High performing, technologically advanced fleet focused on cash flow, increased efficiencies, and lower emissions** . We believe we are strongly positioned to continue to respond to the increased demand for highly-efficient and environmentally advantaged energy services, which are those that produce fewer negative impacts on the environment than those provided by standard Tier II fleets. We believe our Pre-Acquisition Fleet was the largest fleet of low emissions and technologically advanced conventional frac equipment in the United States, with 60% of that fleet equipped with Tier IV engines and 49% with dual fuel capabilities as of March 31, 2022. Following the completion of the FTSI Acquisition, approximately 30% of our fleets are equipped with Tier IV engines and 40% with dual fuel capabilities as of March 31, 2022. While the fleets acquired in the FTSI Acquisition are older, are generally less technologically advanced and do not have the same attractive emissions profile as our Pre-Acquisition Fleets, we have already begun to implement our “Acquire, Retire, Replace”™ strategy by retiring 650,000 HHP of older, emissions-intensive fleets and recycling or refurbishing equipment from such fleets. These legacy fleets may require additional maintenance and capital expenditures and may be unable to reduce our customers’ relative emissions footprint or satisfy their ESG objectives.

We believe our technologically advanced fleets are among the most reliable and best performing in the industry with the capabilities to meet the most demanding pressure and flow rate requirements in the field. For example, we are one of the few energy services companies to install 60-inch pumps in our fleets, providing for significantly higher capacity and capability. The combination of these factors provides us with an ability to operate efficiently in the most demanding environments while helping our customers meet their ESG goals.

Our standardized equipment reduces our downtime as our mechanics can quickly and efficiently diagnose and repair our equipment and reduces the amount of inventory we need on hand. We are able to easily shift equipment among operating areas as needed to take advantage of market conditions or to replace temporarily damaged equipment. This flexibility allows us to target customers that are offering higher prices for our services, regardless of the basins in which they operate. Standardized equipment also reduces the complexity of our operations, which lowers our training costs and improves our safety profile. Finally, our standardized, high specification equipment, manufacturing capabilities and direct control over significant portions of our supply chain lead to lower total cost of ownership, which we believe allows us to both increase our margins and meet increasing demand for efficient, environmentally-advantaged energy services.

To complement our modern and highly efficient conventional fleets, we expect to begin deploying the first of our electric-powered hydraulic fracturing fleets in the second quarter of 2022, and we have two more under construction, which we expect to be ready for deployment during the second half of 2022. By replacing Tier II diesel engines with electric engines, we expect our fleets equipped with Clean Fleet® technology will reduce carbon emissions by up to 33% per fleet annually. These estimates are based on manufacturer specifications for fuel consumption of each engine configuration and hold constant operational factors that influence the rate of fuel consumption and emissions, such as rate and pressure. This expected reduction is equivalent to a reduction of approximately 1,700 cars on the road per year per fleet based on EPA estimates.

ProFrac Cumulative Pump Configurations & Upgrades by Year:



(1) Pre-acquisition fleet mix as of March 31, 2022.

- Vertically integrated business model enhances our ability to meet our customers' needs** . We operate a vertically integrated business model that includes complementary manufacturing and ancillary products and services, including frac sand, completion chemicals, frac design and data reporting services. Our manufacturing capabilities enhance our profitability through reduced capital and maintenance expenditures, and provides a significant advantage in cost savings and supply chain management versus our peers who do not manufacture and rebuild/refurbish their own equipment and components. Furthermore, we have strategically invested in businesses providing ancillary products and services, such as our investments in West Munger, Flotek and FHE, which provides us with greater supply chain control and mitigates disruptions that have previously impacted the operations of our competitors and customers. We manufacture and refurbish many of the components used by our fleets, including pumps, fluid-ends, power-ends, certain high-pressure iron and other consumables at our facilities located in Cisco, Aledo and Fort Worth, Texas. We have the proven capability to manufacture up to 22 pumps, or 55,000 HHP per month (including electric fleets) and perform substantially all of the maintenance, repair and servicing of our hydraulic fracturing fleets in-house. We also operate an engine and transmission rebuild facility that is licensed to provide warranty repairs on our transmissions.

 - "We do the hard jobs."* Vertical integration of our business enables us to take on premium frac jobs that have more demanding pressure and flow rate requirements that put extra wear and tear on frac equipment and require more frequent equipment rebuilds. We believe many competitors avoid these jobs as they lack the capital or repair capability to sustainably maintain their equipment and generate a reasonable return. At ProFrac, we find such challenging work more economically attractive than less

intensive “commodity” work that is easier on equipment because we can be more competitive with higher associated profitability.

- ***Rapid and cost-effective implementation of new technologies.*** Much of our equipment is customized for our operations and built with substantially uniform specifications. With our in-house manufacturing capabilities, we are able to rapidly fabricate, develop and deploy new equipment and rebuild/refurbish existing equipment with minimal reliance on third-party supply chains or paying a premium for bespoke orders or processes. In addition to manufacturing our pumping units, we have the capability to manufacture many of the other components of our fleets such as blenders and hydration units. Our manufacturing capabilities facilitated our development of the Centipede™ high pressure flow system, which reduces non-productive time by reducing rig up time by up to 50% and iron connections by up to 70%, while also preventing shutdowns. We have also developed proprietary vibration monitoring technology that enables our artificial intelligence-driven predictive pre-failure maintenance, performance reporting and design customizations on core equipment. Finally, our preferred equity investment in FHE provides us with access to innovative technology, including its proprietary wellhead pressure control systems, RigLock™ and FracLock™, that enhance well completion efficiency and safety and reduce emissions.
- ***Advantaged in tight market.*** Our vertical integration reduces the risk that we will be unable to source important components, such as fluid-ends, power-ends and other consumable parts and ancillary products and services, such as sand and chemicals. During periods of high demand growth for hydraulic fracturing services, external equipment vendors often report order backlogs of up to nine months, which can lead to increased costs or substantial delays to deploy fleets. The FTSI Acquisition strengthens our in-house repair and manufacturing facilities by increasing our capacity and adding a licensed transmission repair facility. We have historically manufactured all major consumable components and can quickly scale to support all of our fleets at full capacity.
- ***Insulated from supply chain issues.*** Our vertical integration on key completion commodities, such as chemicals and sand, mitigate our exposure to price spikes and supply shortages that have negatively impacted the financial results of some of our competitors during the fourth quarter of 2021 and the first quarter of 2022. We have identified sources of pricing and supply chain risk and have made strategic investments to mitigate them, turning potential weaknesses into strengths. For example, we believe the Flotek investment, through which we monetized our procurement demand, demonstrates our commitment to our vertical integration strategy and provides greater control over our supply chain.
- ***Organizational culture based on world class service, innovation, safety, improving environmental impact and active contributions to our communities.*** We believe our corporate culture plays a significant role in our ability to consistently deliver excellent service to our customers, as well as our ability to attract and retain high quality personnel. We encourage innovation throughout our organization and empower our employees to innovate. For example, we maintain an innovation award program for our employees which provides cash incentives for changes to equipment and processes that improve efficiency and safety. Motivated by this program, our employees have developed numerous tools, processes and equipment enhancements that improve our operations, such as a tool for performing maintenance on fluid ends that reduces the time required for a routine maintenance procedure from 45 minutes to 15 minutes, our PadTrac system that performs live job monitoring and a tool for rebuilding butterfly valves that allows this task to be performed by a single technician. We are committed to the safety and wellness of our employees and we actively foster training, advancement and career development. We also seek to actively contribute our time and resources to positively impact the communities in which we work and live.

- **Loyal and active customers that appreciate our efficiency, suite of services and ability to complete the most difficult and demanding projects.** We have a strong portfolio of active customers that value our modern, technologically advanced equipment and our commitment to a more ESG-conscious service offering. As a part of the FTSI Acquisition, our customer base has expanded and diversified to include some of the larger independent exploration and production companies, in addition to our preexisting customer base consisting of leading private midsize operators. We and FTSI had no customer overlap prior to the FTSI Acquisition, resulting in a further diversified customer base in which, as of March 31, 2022, no single customer contracted more than three of our fleets. Our customers trust us to execute on their most technically demanding operations and value our unique ability to meet their needs with our vertically integrated business model. We believe our operating history combined with our emissions savings equipment and integrated supply chain has us well positioned to serve customers' needs. While certain of our customers have historically struggled with supply chain disruptions, our business model gives us an opportunity to provide these customers with bundled services, including frac sand, completion chemicals, frac design and related services, logistics and real time data reporting, helping to limit supply chain disruptions. Our track record of consistently providing high-quality, safe and reliable service has enabled us to develop long-term partnerships with our customers, and we expect that our customers will continue to support our growth.
- **Strong data and digital capabilities.** Our focus on technology and innovation also underpins our efficiency through real time data analysis of operational statistics, inventory management, completions updates and emissions monitoring. We offer a comprehensive and competitive suite of data and digital solutions such as PadTrac and SOPHIA. PadTrac is a real time data stream that provides pertinent equipment data on location to our operators. SOPHIA is our cloud-based platform that accompanies the ESC and provides visibility into fuel savings and carbon footprint reduction. SOPHIA enhances the credibility, consistency, and transparency of carbon footprint quantification by following ISO standards. We believe our digital infrastructure saves time, money, and makes us a more productive and cost effective enterprise.
- **Large scale and leading market share across most active major U.S. basins.** We believe we are the largest privately held hydraulic fracturing provider in North America based on HHP. We operate in some of the most active basins in the United States, including in the West Texas, East Texas/Louisiana, South Texas, Oklahoma, Uinta and Appalachian regions and our operations have diversified exposure to both natural gas and oil producing areas. This geographic and commodity diversity reduces volatility in our revenue due to regional trends, relative commodity prices, adverse weather and other events. Our large footprint and standardized equipment enables us to rapidly reposition our fleets based on demand trends among different regions and allows us to spread our fixed costs over a greater number of fleets. Our large scale also strengthens our negotiating position with our suppliers and our customers. Additionally, we expect to leverage our strengths to capture market share in these regions in response to customer demand for more efficient and cleaner fleets.
- **Experienced management and shareholder team that have driven extreme value creation for stakeholders in past endeavors.** Our senior management team has more than 100 years of relevant experience in hydraulic fracturing and the energy industry. The management team is focused on the operational success of the Company and their interests are aligned with those of investors and customers. Additionally, our principal shareholders, the Wilks, have a proven history of founding and growing pressure pumping companies. Prior to founding ProFrac, the Wilks founded FracTech Holdings, LLC, the predecessor to FTSI in 2000, which they grew into one of the largest North American hydraulic fracturing companies based on HHP before selling their 70% interest in that business in 2011 in a transaction that valued the business at approximately \$5 billion. The FTSI Acquisition reunites that business with a management team familiar with FTSI's personnel, culture and equipment and is well suited to execute our "Acquire, Retire, Replace"™ strategy through strategic cannibalization of FTSI's older fleets. Combined, the Wilks have more than 75 years'

experience in the energy and energy services sectors. Under their leadership, we have grown our hydraulic fracturing business to a total of 34 fleets, as of March 31, 2022, with an aggregate of over 1.7 million HHP and pro forma 2021 revenues in excess of \$1.17 billion. The Wilks own approximately 88.6% of our voting stock. We believe that their experience will continue to benefit our operations and business. In addition, Lance Turner, FTSI's former Chief Financial Officer, became our Chief Financial Officer upon the closing of the FTSI Acquisition. We believe Mr. Turner's previous experience as Chief Financial Officer of FTSI from October 2015 to March 2022 will further streamline our efforts to efficiently integrate the FTSI business and operations into our business.

Business strategies

We intend to achieve our primary business objective of creating value for our stakeholders through the following business strategies:

- **Position ourselves as a key partner to our customers in response to increasing focus on environmental sustainability** . As the demand for energy services in the United States recovers from the lows experienced in 2020, we expect demand for our hydraulic fracturing services to continue to grow significantly. In particular, as one of the largest hydraulic fracturing service providers in North America based on HHP, we believe our modern, technologically advanced fleets position us to capitalize on customer mandates for "next generation" frac fleets due to their lower emissions and the economic benefits of fuel cost savings. We also offer our customers a suite of ancillary products and services that we believe is responsive to our customers' evolving needs, including frac sand, completion chemicals, frac design, manufacturing and related services, logistics and real time data reporting. Rystad Energy estimates that total HHP capacity has declined by approximately 8.8 million HHP as of Q1 2022 from approximately 25 million HHP at the end of 2018, as a result of frac equipment permanently leaving the market due to scrapping, cannibalization and deferred maintenance. In addition, approximately 25% of remaining horsepower is comprised of obsolete or non-operational fleets, according to Rystad Energy. By contrast, we have focused on upgrading and expanding our fleets' capabilities and investing in ancillary products and services, and have positioned ourselves as ready to respond to our customers' needs as upstream activity returns and the focus on ESG-sensitive operations grows. Furthermore, our consistently high fleet utilization levels and 24 hours per day, seven days per week operating schedule should result in greater revenue opportunity and enhanced margins as fixed costs are spread over a broader revenue base. We believe that any incremental future fleet additions will benefit from these trends and associated economies of scale.
- **Commitment to returns-driven, environmentally-advantaged investments and technology to support further emissions reduction and greater operational efficiency** . We believe demand for lower emissions operations will outpace current supply and lead to further opportunities to deploy new technical solutions to our customers relative to our competition, particularly with natural gas playing an increasingly critical role in the transition away from less clean sources of energy. We have invested in various businesses and technologies that we plan to leverage to strengthen our market position and to better serve our customers as well as share in the fuel savings provided by our investments. For example, in January 2021, we acquired a 75% ownership stake in EKV, a provider of idle reduction technologies and the manufacturer of our proprietary ESCs. Engines with ESCs will automatically turn off during non-operating time, shutting down the powertrain when it is not pumping and immediately restarting it to full load upon request. This technology reduces the wear and tear on equipment, reduces fuel consumption and eliminates emissions when the engines on our pumping units are automatically turned off and on between stages. A typical frac spread will pump between 14 to 18 hours per day and idle the remaining time. As idle time widely varies between operating stages, most frac companies leave the engines in idle due to the labor-intensive process associated with using the power take-off on a truck tractor to re-start the engine. Based on our own provision of hydraulic fracturing services,

[Table of Contents](#)

we believe our ESCs eliminate roughly 90% of idle hours and result in substantially lower emissions and fuel costs. This reduction in idle time can reduce carbon dioxide emissions by up to 24% compared to standard operations in which engines generally run continuously during a frac job.

Additionally, we are supplementing our already environmentally-advantaged conventional fleets with electric fleets equipped with Clean Fleet® technology, which will provide customers additional low emission and cost effective solutions. We intend to continue this focus on efficiency and emissions-optimized technology in order to capitalize on the increased demand for higher efficiency and higher performing hydraulic fracturing services. We believe that by pursuing the development of advanced technology in both our conventional fleets and complementary electric-powered fleets, we will be well positioned to capture the increasing demand for highly capable and environmentally-advantaged energy services with which operators may satisfy their ESG imperatives.

We recently acquired West Munger, and made preferred equity investments in Flotek and FHE to enhance our access to products and services necessary during the well completion process in order to mitigate supply chain disruptions and improve our operational efficiencies. Flotek is a market leader in environmentally friendly and biodegradable chemical technologies; FHE is a pioneer in high pressure flow control equipment that is safer and more efficient than legacy industry processes; and West Munger will reduce our trucking distances carrying frac sand for our Permian Basin operations.

- **Pursue accretive mix of organic growth and strategic consolidation.** We plan to continue to grow our operations and fleets in response to increased customer demand as well as selectively evaluate potential strategic acquisitions that increase our scale and capabilities and diversify our operations. In response to supply constraints for frac sand, among other factors, we acquired Alpine and West Munger, which we expect to reduce our exposure to supply chain risks and increase our proppant production capacity. We are continuing to evaluate vertical integration of in-basin proppant and logistics opportunities in West Texas and other regions. Similarly, we anticipate that our acquisition of Best will bolster our in-house manufacturing capabilities and will provide access to innovative technology. We believe opportunities exist to acquire older generation diesel frac fleets at attractive prices and use our in-house manufacturing capabilities to upgrade and maintain them, thus extending their useful life and maximizing their cash flow, after which they can be replaced with cutting edge dual fuel or electric technology as part of our "Acquire, Retire, Replace"™ strategy. We have already begun implementing this strategy with the fleets acquired in the FTSI Acquisition by retiring 650,000 HHP of older FTSI fleets and recycling or refurbishing equipment from such fleets as a source of spare parts and components in our vertically integrated manufacturing segment in connection with selectively upgrading legacy equipment to Tier IV dual fuel engines, increasing efficiency and sustainability. We estimate that FTSI's existing fleets can be converted to dual fuel capability at a cost of approximately \$2.0 million per fleet. The resulting displacement of older fleets should yield significant improvements in emissions, operating efficiency, safety and profitability and provide a source of spare parts and components that can reduce our maintenance capital expenditures. Our vertically integrated business model and in house manufacturing enables faster integration of assets we may acquire and allows us to more economically and efficiently cannibalize, refurbish, and redeploy equipment. Additionally, we expect that our technology and focus on lower emission fleets will promote growth and attract new customers focused on reducing their emissions profiles.
- **Continued focus on safe, efficient and reliable operations.** We are an industry leader with a proven track record in safety with a TRIR of 0.42 for the year ended December 31, 2021, including our manufacturing division, compared to the industry average of 0.70, according to the IOGP. We prioritize safety in our equipment through mechanisms like AFEX fire control, which is installed on all of our field equipment and is designed to suppress fires immediately. We believe our excellent safety record is partly attributable to the standardization of our equipment, which makes it easier for mechanics and equipment operators to identify

Table of Contents

and diagnose problems with equipment before a safety hazard arises. Our fleets are also standardized to use Centipede™ mono-line, which has fewer iron connections on site and allows for a safer and quicker rig up versus traditional flow iron assemblies. Our streamlined, innovative equipment enables safer operations and time savings, mitigation of inefficiencies from shutdowns, and improvements relative to the amount of horsepower required to put down hole. Additionally, our standardized equipment and in-house manufacturing capability allows us to rapidly assess operations as well as test new equipment while also reducing the complexity of our operations and lowering our training costs.

- **Focus on generating superior returns while maintaining a conservative balance sheet and financial policies** . We plan to maintain a conservative balance sheet, which will allow us to better react to potential changes in industry and market conditions and opportunistically grow our business. We had \$301.3 million of net senior debt, defined as total senior debt of \$306.7 million less \$5.4 million of cash and equivalents, as of March 31, 2022. On a pro forma basis, our net debt as of March 31, 2022 to an annualized Adjusted EBITDA for the three months ended March 31, 2022 was 0.94. Our 2022 capital expenditure budget, excluding acquisitions, is estimated to be in a range between \$240 million and \$290 million. We have budgeted approximately \$65 million to \$70 million to construct three electric-powered fleets. We are fully committed to building the three electric-powered fleets and have several customers interested in contracting these fleets. We intend to align fleet construction and other growth capital expenditures with visible customer demand, by strategically deploying new equipment in response to inbound customer requests and industry trends. Also included in our 2022 capital expenditure budget is \$25 million to \$30 million to construct the West Munger sand mine. The remainder of our 2022 capital expenditure budget, excluding acquisitions, will be used to fund maintenance capital expenditures, estimated to be \$2.75 million to \$3.0 million per fleet per year, and other growth initiatives such as upgrading Tier II fleets to Tier IV dual fuel fleets. We continually evaluate our capital expenditures and the amount that we ultimately spend will depend on a number of factors, including customer demand for new fleets and expected industry activity levels. We believe we will be able to fund our 2022 capital program from cash flows from operations. We are disciplined about deploying growth capital to our business, and expect investments in new fleets to have a simple payback of 2.0 years or fewer before investing. As a result of this approach, we believe that we operate one of the most profitable frac businesses and that our strategies and competitive advantages have contributed to our strong relative financial performance, as demonstrated by our history of positive EBITDA generation despite recent market volatility. Our vertical integration of key supply chains enables consistent cost management, low capital intensity and high conversion of EBITDA to cash flow, which we believe will help us deliver shareholder returns across market cycles, while maintaining a conservative balance sheet.

Properties

Our corporate headquarters are located at 333 Shops Boulevard, Suite 301, Willow Park, Texas 76087. We currently own or lease the following additional principal properties:

Location	Size	Leased or owned	Purpose
Willow Park, TX	8,244 sqft	Leased	Corporate Headquarters
Smithfield, PA	47,800 sqft	Leased	Field Operations
Odessa, TX	21,100 sqft	Leased	Sales Office
Odessa, TX	50,634 sqft	Leased	Field Operations
Odessa, TX	82,800 sqft	Owned	Field Operations
Elk City, OK	42,330 sqft	Owned	Field Operations
Washington County, PA	41,660 sqft	Owned	Field Operations
Pleasanton, TX	62,950 sqft	Owned	Field Operations
Longview, TX	36,000 sqft	Owned	Field Operations

[Table of Contents](#)

Location	Size	Leased or owned	Purpose
Vernal, UT	18,827 sqft	Leased	Sales Office
Aledo, TX	94,050 sqft	Owned	Manufacturing
Hobbs, NM			Field
	12,000 sqft	Leased	Operations
Seminole, TX			Field
	33,700 sqft	Leased	Operations
Marshall, TX			Field
	21,800 sqft	Leased	Operations
Pleasanton, TX			Field
	16,866 sqft	Leased	Operations
El Reno, OK			Field
	19,027 sqft	Leased	Operations
Dawson County, TX	6,700 acres	Owned	Raw Land
Winkler County, TX	641 acres	Owned	Sand Mine
Winkler County, TX	630 acres	Leased	Sand Mine
Fort Worth, TX	109,823 sqft	Leased	Manufacturing
Fort Worth, TX	78,696 sqft	Leased	Manufacturing
Fort Worth, TX	11,889 sqft	Leased	Manufacturing
Fort Worth, TX	89,522 sqft	Leased	Manufacturing
Fort Worth, TX			Corporate
	22,600 sqft	Leased	Office
Cisco, TX	130,000 sqft	Owned	Manufacturing

We believe that our facilities are adequate for our current operations.

We are seeking to develop the 6,700 acres of raw land in Dawson County, Texas, which we refer to as “West Munger” into a sand mine, and are in the process of installing mining and process facilities, at West Munger. At this time, however, West Munger is an exploration stage property. The approximately 6,700 acre site is located in the Midland Basin near Lamesa, Texas. West Munger and the Kermit sand mine, which is more fully described below, are each located within 100 miles of approximately 98% of all horizontal rigs in the Permian Basin, providing us with ready access to potential customers.

Our mining and processing facilities

We own and operate an approximately three million ton per year sand mine and processing facility located in Winkler County, Texas that we refer to as our “Kermit sand mine.” The total net book value of the Kermit sand mine and its associated plant and equipment was \$51.9 million as of December 31, 2021. Our Kermit sand mine facility is located on Farm-to-Market Road (FM) 1218 approximately 14 miles north of Kermit, Texas and approximately 58 miles west of the Midland-Odessa area. The Kermit sand mine is a surface sand mine and a production stage property. Our Kermit sand mine facility features two wash plants and a dry plant with two rotary dryers that clean and classify the sand. We built the facility in 2017 and produce 40/70-mesh and 100-mesh (70/200) sand. Additional onsite facilities include a scale house, office, shop, quality laboratory and onsite housing for up to 40 employees. We believe the Kermit sand mine and its associated plant and equipment are maintained in good working condition. The plant does not crush the material, but cleans and classifies the sand. Once the product is appropriately processed, it is stored in one of eight storage silos until it is transported by truck to its destination.

The Kermit sand mine is serviced by three phase power that is routed along Farm-to-Market Road (FM) 1218, which runs parallel to the western property line. The pipeline providing natural gas supply for the dryers is also routed along this corridor. Plant process water is supplied by 12 wells installed around the periphery of the property. Additionally, water is recycled from the wash process water after fines are removed via settling with a flocculent in a series of constructed ponds. As the mine progresses, silt ponds are constructed in mined-out pits. Wastewater disposal from offices and other buildings are collected via holding tanks and serviced on a regular

[Table of Contents](#)

basis. Potable water is provided by off-site sources (bottled water), although a public water system permit application has been filed.



Our production

We produced and sold 1,646,292 tons, 736,726 tons and 1,015,665 tons of frac sand during the years ended December 31, 2021, 2020 and 2019, respectively from the Kermit sand mine.

Our permits

The Kermit sand mine's current NSR permit is renewable in 2028. Other permits held for such mine include: Stormwater, Above Ground Storage Tank, Aggregate Production Operation, and a Public Water System application (pending). There are no formal state or federal reclamation plans or permits required for the operation.

Our reserves

We believe we have a high-quality mineral reserve base. The SEC has adopted amendments to its disclosure rules to modernize the mineral property disclosure requirements, which are codified in Regulation S-K subpart 1300. This prospectus has been prepared in accordance with the requirements of Subpart 1300 of Regulation S-K, which first became applicable to us for the fiscal year ended December 31, 2021. As used in this prospectus, the terms "mineral reserve" and "proven mineral reserve" are defined and used in accordance with Subpart 1300 of Regulation S-K.

[Table of Contents](#)

Summary of reserves

We follow Subpart 1300 of Regulation S-K in determining our mineral reserves. Exploration samples are evaluated in our laboratory facilities to assess product quality and mining/processing parameters. Members of our sales management team assess the salability of the product(s). Geologic, topographic and site data are used to create a geologic model and mining plan. We prepare an analysis of operating costs, capital costs and long-term anticipated sales volume and price to ensure the economic viability of the reserve. To opine as to the economic viability of our mineral reserves, John T. Boyd Company (“John T. Boyd”) reviewed this analysis at the time of the proven reserve determination.

The quantity and nature of the mineral reserves are estimated by our internal mine planning team and third-party companies. According to John T. Boyd, the relatively uniform nature of the sand deposit underlying the property, combined with laboratory testing results, indicate the sand deposit will produce a high-quality proppant sand product that will meet the customer specifications for regional proppant sand within the Permian Basin. Analysis of sand by independent third-party testing companies indicates that the reserves have characteristics which generally meet American Petroleum Institute specifications with regard to crush strength, turbidity and roundness and sphericity. Our internal reserve estimates are provided to John T. Boyd for review annually so that third-party approved additions or reductions can be made to our mineral reserves and mineral resource calculations due to ore extraction, additional drilling and delineation, property acquisitions and dispositions or quality adjustments. Before acquiring new mineral reserves, we perform surveying, drill core analysis and other tests to confirm the quantity and quality of the acquired mineral reserves. John T. Boyd has reviewed our December 31, 2021 mineral reserves, and we intend to continue retaining third-party engineers to review our mineral reserves on an annual basis.

The following tables provide a summary of our Kermit sand mine, which primarily provides proppant for the oil and natural gas industry, as of December 31, 2021 and 2020 based on a price of \$19.11⁽¹⁾ per ton:

							As of December 31, 2021
Mine/plant location	Owned/ leased	Area (in acres)	Proven reserves (in thousands of tons)	Probable reserves (in thousands of tons)	Implied average reserve life (in years)	Product Size	Recovery*
Winkler County, TX	Owned	641	27,379	896	26	40/200-Mesh	78
Winkler County, TX	Leased	630	13,287	6,288	18	40/200-Mesh	78
Total		1,271	40,666	7,184	44		

* Recovery % represents the overall product yield after mining and processing losses.

(1) The sales price forecast, by product, is based on second quarter of 2021 average prices, and reflects a rebound from 2020 prices. John T. Boyd opines that this is a reasonable price projection.

[Table of Contents](#)

Based on our proven reserves as of December 31, 2021, and average annual production volume for the three years ended December 31, 2021, our proven sand reserves had an implied average reserve life of more than 44 years.

							As of December 31, 2020
Mine/plant location	Owned/ leased	Area (in acres)	Proven reserves (in thousands of tons)	Probable reserves (in thousands of tons)	Implied average reserve life (in years)	Product Size	Recovery* (%)
Winkler County, TX	Owned	641	29,025	896	27	40/200-Mesh	78
Winkler County, TX	Leased	630	13,287	6,288	18	40/200-Mesh	78
Total		1,271	42,312	7,184	45		

* Recovery % represents the overall product yield after mining and processing losses.

Based on our proven reserves as of December 31, 2020, and average annual production volume for the three years ended December 31, 2020, our proven sand reserves had an implied average reserve life of more than 45 years.

The year over year change from December 31, 2020 to December 31, 2021 of approximately 3% in reportable reserve tons is due to the normal mining production activity occurring on the property whereby the run-of-mine material is extracted for the production of saleable frac sand product.

Estimates of in-place frac sand resources for the Kermit sand mine were prepared by performing the following tasks:

- Available drilling logs and laboratory testing results were compiled and reviewed to check for accuracy and to support development of the geologic model. The geologic database utilized for modeling and estimation consists of results from 27 of the 35 holes as 8 holes from the first campaign were twinned by the second campaign for verification purposes. The geologic data were imported into Carlson Software, a geologic modeling and mine planning software suite that is widely used and accepted by the mining industry.
- A geologic model of the deposit was created in Carlson Software using industry-standard grid modeling methods well-suited for simple stratigraphic deposits. The geologic model delineates the top and bottom of the mineable sand horizon and the distribution of the product size fractions across the deposit. The top and bottom of the mineable frac sand interval were established thusly:
 - As there is minimal overburden material across the property, the top of the mineable sand interval was defined as the current ground surface as provided by an aerial topographic survey conducted on July 1, 2021.
 - The bottom of the mineable sand interval was established by either the bottom of the drill hole, or where present by the top of excessively silty intervals commonly found near the bottom of the deposit.
- After reviewing the continuity and variability of the deposit, suitable resources classification criteria were developed and applied.
- John T. Boyd then reviewed the proposed mining regions identified by management. Estimation of the of the in-place frac sand resources for the Kermit sand mine assumes mining operations using standard surface excavation equipment, which is widely utilized for mining of similar deposit types. As such, the estimates were subject to the following setbacks and slope requirements:
 - 50 ft inside of property lines.

[Table of Contents](#)

- 300 ft from pipeline easements.
 - 50 ft around the wet and dry process plant areas, housing camp area, and main access road/right of way.
 - An overall pit wall slope of 3:1 (approximately 19 degrees).
- In-place volumes for each of the proposed mining blocks were calculated from the geologic model within Carlson Software. A dry, in-place, bulk density of 100 pounds per cubic foot was used to calculate the in-place tonnage of frac sand.

Further information can be found in Section 6.2.1 and Section 6.2.2 of our technical report summary prepared by John T. Boyd and in the addendum to the technical report summary prepared by John T. Boyd, which are filed as Exhibits 99.1 and 99.2, respectively, to the registration statement of which this prospectus forms a part.

Quality summary

Samples gathered during exploration were used to create 3 composite product samples that were tested by two separate third-party laboratories (PropTester and Stim-Lab) for API RP 19C/ISO 13503-2 proppant sand characteristics. ProFrac management also conducted in-house crush testing on samples obtained from their plant feed stream. Both of the independent laboratories showed similar results overall, with management’s internal laboratory testing on crush strength showing roughly 1,000 psi lower than each third-party laboratory. Testing was performed on various product sizes; however, for purposes of this estimate, John T. Boyd discussed only the 40/70 mesh and 70/200 mesh samples.

Test	Average API/ISO Test Results By Product Size			
	40/70 mesh		70/200 mesh	
	Result	Recommended Specification	Result	Result
Sphericity	0.7	≥ 0.6	0.6	0.7
Roundness	0.6	≥ 0.6	0.6	0.6
Acid Solubility (%)	2.7	≤ 3.0	3.0	3.4
Turbidity (NTU)	n/a	≥ 250	250	n/a
K-Value (000 psi)	7	—	—	10

* 100-mesh proppant sand material currently does not have an API/ISO specification

The composited sample testing suggests the Kermit sand mine is capable of producing frac sands which meet minimum API/ISO recommended testing characteristics.

The relatively dense drill hole coverage, combined with the frequency of sample intervals taken during exploration, provides a sufficiently detailed understanding of the extent and quality of the frac sand deposit underlying the Kermit sand mine to support the estimates of reserves reported herein.

Data verification

John T. Boyd did not verify historic drill hole data by conducting independent drilling in areas already explored. It is customary in preparing proppant sand resource and reserve estimates to accept basic drilling and quality testing data as provided by management, subject to the reported results being judged representative and reasonable.

[Table of Contents](#)

John T. Boyd's efforts to judge the appropriateness and reasonability of the source exploration data included reviewing provided drilling logs, sampling procedures, frac sand quality testing results, examining archival sample intervals, and discussing aspects of developing the Kermit sand mine with us during a site visit.

Market analysis

Permit submissions for horizontal oil and gas wells in the Permian Basin indicate a continuation of strong drilling ahead. The increase in demand for frac sand for use in the hydraulic fracturing process has resulted in a significant rise in sand prices as well as constraints on supply availability. According to Lium, total U.S. frac sand demand is expected to increase by 31% in 2022 compared to 2021 and reach 117 million tons, with the Permian expected to account for approximately 57% of the total U.S. demand. Frac sand pricing has surpassed pre-COVID levels, with Permian FOB mine pricing reaching as high as \$60/ton in the spot market in the first quarter of 2022, according to Lium.

Consequently, with increases in production and well completions, activity at frac sand mines in the region have increased. Per the Mine Safety and Health Administration (MSHA), operating hours for the second quarter of 2021 for Permian Basin frac sand mines were up 20% sequentially. In fact, only two mines saw a material decrease in operating hours from Q1 2021 to Q2 2021 while several had increases of more than 80% sequentially. John T. Boyd anticipates stable frac sand pricing with a slight upside bias due to potential supply chain disruptions and high commodity input costs.

For more information, please see "Summary—Industry Trends" and Section 1.7.1 of our technical report summary prepared by John T. Boyd which is filed as Exhibit 99.1 to the registration statement of which this prospectus forms a part.

Surface and mineral rights

A portion of our Kermit sand mine reserves in Winkler County, Texas are located on approximately 630 acres that we lease under a lease that terminates in 2052. The lease imposes a royalty rate of 2% of gross sales revenue and requires that we commence production from the leased premises by January 1, 2032.

Our resources

There are no reportable frac sand resources excluding those converted to frac sand reserves for the Kermit sand mine. Quantities of frac sand controlled by Alpine within the defined boundaries of the Kermit Property which are not reported as frac sand reserves are not considered to have potential economic viability; as such, they are not reportable as frac sand resources.

The Kermit sand mine is in an area of west Texas where the High Plains and Trans-Pecos desert regions converge. Surficial features of the High Plains region typically consist of thin clay and soil intervals covering caliche, with mesquite, juniper, and scrub grass cover. The Trans-Pecos region has numerous landform types ranging from the rising slopes of the Guadalupe Mountain Range, to the desert dune deposits of the Sand Hills areas. Just to the east of the study area, the Caprock Escarpment, a towering landform consisting of caliche capstone, abruptly stands hundreds of feet above the desert floor.

Surficial geologic units overlying the area are predominantly Quaternary age unconsolidated deposits, ranging from windblown sheet sands and dunes to alluvial sands, silts, clays, and caliche. Origins of these deposits are believed to be a combination of eroded bedrock material from the southern Rocky Mountains, and locally eroded Ogallala Formation sandstone. As portions of the southern Rockies were eroded via weathering, particles were carried to the Pecos River. Ancient flooding events of the Pecos River resulted in the suspended

[Table of Contents](#)

particles being deposited into flood plains. Once flood waters receded, winds took over, drying and further transporting these particles into the western Texas region.

The Caprock Escarpment marks the eastern-most extent of the surficial sand deposits. Winds transporting particles into the area are thought to have collided with the escarpment, slowing and dropping particles out to where they accumulated over time. Winnowing processes caused some degree of particle sorting to occur. Due to the mechanisms and long distances of particle transport, sand grains were abraded and rounded as they reached their current locations.

The Kermit sand mine contains no discernable overburden materials with the exception of sparse areas of vegetation and roots, which are easily removed during processing. The surface sheet and dune sands here are generally mineable from the surface down to the total defined depths of the deposit. As the target formation is located at the surface, there are no geologic features which would materially impact mineability of the surface sands.

Quaternary unconsolidated deposition covers nearly all of the subject property, with the surficial deposits noted as generally ranging from 60-ft to over 300-ft in thickness. A generalized stratigraphic chart of the geologic units in Winkler County, Texas is presented below.

System	Series	Geologic Unit
Quaternary	Pleistocene / Holocene	Sheet and Dune Sand Loess
	Pleistocene	Unconsolidated Alluvium
Neogene	Pliocene	Ogallala Formation

Our customers

Our customers consist primarily of E&P companies in the continental United States. Our top five customers accounted for approximately 44.9% and 51.8% of our revenue for the years ended December 31, 2021 and 2020, respectively. During the year ended December 31, 2021, Rockcliff Energy Management, LLC accounted for 15.4%, Sabine Oil & Gas Corporation accounted for 11.1%, Surge Energy America accounted for 7.4%, Henry Resources LLC accounted for 6.1% and EAP accounted for 4.9%, respectively, of our total revenue.

On a pro forma basis, the top ten largest customers contributed to just over 50.1% of total pro forma combined revenue for the year ended December 31, 2021.

Competition

The markets in which we operate are highly competitive. To be successful, an energy services company must provide services that meet the specific needs of E&P companies at competitive prices. Competitive factors impacting sales of our services are price, environmental profile of our equipment and operations, reputation and technical expertise, service and equipment quality, and health and safety standards. Although we believe our customers consider all of these factors, we believe price and equipment capabilities are the key factors in our customers' criteria in choosing a service provider. While we seek to price our services competitively, we believe many of our customers elect to work with us based on our the capabilities and environmental profile of our fleet, as well as our extensive experience and operational expertise in U.S. unconventional oil and gas production, integrated business model and uniform fleet of standardized, high specification equipment.

We provide our services primarily in the West Texas, East Texas/Louisiana, South Texas, Oklahoma, Uinta and Appalachian regions, and we compete against different companies in each of those locations. Our major competitors include Halliburton Company, Liberty Oilfield Services Inc. and NexTier Oilfield Solutions Inc.

Seasonality

Our results of operations have historically reflected seasonal tendencies, generally in the fourth quarter, relating to the conclusion of our customers' annual capital expenditure budgets, the holidays and inclement winter weather during which we may experience declines in our operating results.

Operating risks and insurance

Our operations are subject to hazards inherent in the energy services industry, such as accidents, blowouts, explosions, fires and spills and releases that can cause personal injury or loss of life, damage or destruction of property, equipment, natural resources and the environment and suspension of operations.

In addition, claims for loss of oil and natural gas production and damage to formations can occur in the oilfield services industry. If a serious accident were to occur at a location where our equipment and services are being used, it could result in our being named as a defendant in lawsuits asserting large claims.

Because our business involves the transportation of heavy equipment and materials, we may also experience traffic accidents which may result in spills, property damage and personal injury.

Despite what we view as our strong safety record and our efforts to maintain safety standards, we from time to time have suffered accidents in the past and anticipate that we could experience accidents in the future. In addition to the property damage, personal injury and other losses from these accidents, the frequency and severity of these incidents affect our operating costs and insurability and our relationships with customers, employees, regulatory agencies and other parties. Any significant increase in the frequency or severity of these incidents, or the general level of compensation awards, could adversely affect the cost of, or our ability to obtain, workers' compensation and other forms of insurance, and could have other material adverse effects on our financial condition and results of operations.

We maintain commercial general liability, workers' compensation, business auto, commercial property, excess liability, and directors and officers insurance policies providing coverages of risks and amounts that we believe to be customary in our industry. Further, we have pollution legal liability coverage for our business entities, which would cover, among other things, third party liability and costs of clean-up relating to environmental contamination on our premises, while our equipment is in transit and while on our customers' job site. With respect to our hydraulic fracturing operations, coverage would be available under our pollution legal liability policy for any surface environmental clean-up and liability to third parties arising from any surface contamination. We also have certain specific coverages for some of our business segments, including for our hydraulic fracturing services.

Although we maintain insurance coverage of types and amounts that we believe to be customary in the industry, we are not fully insured against all risks, either because insurance is not available or because of the high premium costs relative to perceived risk. Further, insurance rates have in the past been subject to wide fluctuation and changes in coverage could result in less coverage, increases in cost or higher deductibles and retentions. Liabilities for which we are not insured, or which exceed the policy limits of our applicable insurance, could have a material adverse effect on us. See "Risk Factors" for a description of certain risks associated with our insurance policies.

Environmental and occupational health and safety regulations

Environmental, health and safety matters and regulation

Our operations are subject to stringent laws and regulations governing the discharge of materials into the environment or otherwise relating to environmental protection, and occupational health and safety. Numerous federal, state and local governmental agencies issue regulations that often require difficult and costly compliance measures that could carry substantial administrative, civil and criminal penalties and may result in injunctive obligations for non-compliance. These laws and regulations may, for example, restrict the types, quantities and concentrations of various substances that can be released into the environment, limit or prohibit construction or drilling activities on certain lands lying within wilderness, wetlands, ecologically or seismically sensitive areas and other protected areas, or require action to prevent or remediate pollution from current or former operations. Moreover, it is not uncommon for neighboring landowners and other third parties to file claims for personal injury and property damage allegedly caused by the release of hazardous substances, hydrocarbons or other waste products into the environment. Changes in environmental, health and safety laws and regulations occur frequently, and any changes that result in more stringent and costly requirements could materially adversely affect our operations and financial position. For example, following the election of President Biden and Democratic control in both houses of Congress, it is possible that our operations may be subject to greater environmental, health and safety restrictions, particularly with regards to hydraulic fracturing, permitting and GHG emissions. We have not experienced any material adverse effect from compliance with current requirements; however, we cannot guarantee this will always be the case.

Below is an overview of some of the more significant environmental, health and safety requirements with which we must comply. Our customers' operations are subject to similar laws and regulations. Any material adverse effect of these laws and regulations on our customers' operations and financial position may also have an indirect material adverse effect on our operations and financial position.

Waste Handling. We handle, transport, store and dispose of wastes that are subject to the Resource Conservation and Recovery Act ("RCRA") and comparable state laws and regulations, which affect our activities by imposing requirements regarding the generation, transportation, treatment, storage, disposal and cleanup of hazardous and non-hazardous wastes. With federal approval, the individual states administer some or all of the provisions of RCRA, sometimes in conjunction with their own, more stringent requirements. Although certain petroleum production wastes are exempt from regulation as hazardous wastes under RCRA, such wastes may constitute "solid wastes" that are subject to the less stringent requirements of non-hazardous waste provisions.

Administrative, civil and criminal penalties can be imposed for failure to comply with waste handling requirements. Moreover, the EPA or state or local governments may adopt more stringent requirements for the handling of non-hazardous wastes or re-categorize some non-hazardous wastes as hazardous wastes in the future. Indeed, legislation has been proposed from time to time in U.S. Congress to re-categorize certain oil and natural gas exploration, development and production wastes as hazardous wastes. Several environmental organizations have also at times petitioned the EPA to modify existing regulations to re-categorize certain oil and natural gas exploration, development and production wastes as hazardous. Any such changes in these laws and regulations could have a material adverse effect on our capital expenditures and operating expenses. Although we do not believe the current costs of managing our wastes, as presently classified, to be significant, any legislative or regulatory reclassification of oil and natural gas E&P wastes could increase our costs to manage and dispose of such wastes.

Remediation of Hazardous Substances. The Comprehensive Environmental Response, Compensation and Liability Act ("CERCLA" or "Superfund") and analogous state laws generally impose liability without regard to

fault or legality of the original conduct, on classes of persons who are considered to be responsible for the release of a hazardous substance into the environment. These persons include the current owner or operator of a contaminated facility, a former owner or operator of the facility at the time of contamination and those persons that disposed or arranged for the disposal of the hazardous substance at the facility. Liability for the costs of removing or remediating previously disposed wastes or contamination, damages to natural resources, the costs of conducting certain health studies, amongst other things, is strict and joint and several. In the course of our operations, we use materials that, if released, would be subject to regulation under CERCLA and comparable state laws. Therefore, governmental agencies or third parties may seek to hold us responsible under CERCLA and comparable state statutes for all or part of the costs to clean up sites at which such hazardous substances have been released. Such liability could require us to make significant expenditures to investigate and remediate such contamination or attain and maintain compliance with such laws, and may otherwise have a material adverse effect on our results of operations, competitive position or financial condition.

NORM. In the course of our operations, some of our equipment may be exposed to naturally occurring radioactive materials ("NORM") associated with oil and gas deposits and, accordingly, may result in the generation of wastes and other materials containing NORM. NORM exhibiting levels of radiation in excess of established state standards are subject to special handling and disposal requirements, and any storage vessels, piping and work area affected by NORM may be subject to remediation or restoration requirements.

Water Discharges. The Clean Water Act ("CWA"), SDWA, Oil Pollution Act ("OPA") and analogous state laws and regulations impose restrictions and strict controls regarding the unauthorized discharge of pollutants, including produced waters and other oil and gas wastes, into regulated waters. The discharge of pollutants into regulated waters is prohibited, except in accordance with the terms of a permit issued by the EPA or the state. The discharge of dredge and fill material into regulated waters, including wetlands, is also prohibited, unless authorized by a permit issued by the U.S. Army Corps of Engineers (the "Corps"). The scope of these regulated waters has been subject to controversy in recent years. In September 2015, the EPA and the Corps issued new rules revising the definition of "waters of the United States" (the "Clean Water Rule"), but in April 2020, the EPA and the Corps replaced the Clean Water Rule with the Navigable Waters Protection Rule, which narrows the definition of "waters of the United States" to four categories of jurisdictional waters and includes twelve categories of exclusions, including groundwater. However, these rulemakings are currently subject to litigation. In August 2021, a federal judge in the District of Arizona struck down the Navigable Waters Protection Rule, and the Biden administration and the Corps have announced that they have stopped enforcing the Navigable Waters Protection Rule nationwide, and that they are reverting back to the 1986 definition of "waters of the United States." In December 2021, the EPA and Corps published the first of two proposed rulemakings, including a definition largely in keeping with a broader pre-2015 definition and related regulatory guidance and case law. A second proposed rulemaking expanding on this definition is expected later in 2022. In January 2022, the Supreme Court agreed to hear a case regarding the jurisdictional reach of "water of the United States." To the extent any new rules or court decisions expand the scope of the CWA's jurisdiction, ProFrac's customers could face increased costs and delays with respect to obtaining permits, including for dredge and fill activities in wetland areas.

Noncompliance with the CWA, SDWA, OPA, or other laws or regulations relating to water discharges may result in substantial administrative, civil and criminal penalties, as well as injunctive obligations, for us or our customers. The process for obtaining permits also has the potential to delay operations. Additionally, spill prevention, control and countermeasure plan requirements require appropriate containment berms and similar structures to help prevent the contamination of regulated waters.

Air Emissions. The CAA and comparable state laws and regulations, regulate emissions of various air pollutants through the issuance of permits and the imposition of other emissions control requirements. The EPA

has developed, and continues to develop, stringent regulations governing emissions of air pollutants from specified sources. New facilities may be required to obtain permits before work can begin, and existing facilities may be required to obtain additional permits and incur capital costs in order to remain in compliance. For example, EPA has established emission control requirements for crude oil and natural gas production and processing operations and established criteria for aggregating multiple small surface sites into a single source for air quality permitting purposes, which could cause small facilities, on an aggregate basis, to be deemed a major source subject to more stringent air permitting processes and requirements. These and other laws and regulations may increase the costs of compliance for some facilities where we operate. Obtaining or renewing permits also has the potential to delay the development of oil and natural gas projects.

Climate Change. Climate change continues to attract considerable public and scientific attention. As a result, numerous proposals have been made and are likely to continue to be made at the international, national, regional and state levels of government to monitor and limit emissions of carbon dioxide, methane and other GHGs. These efforts have included consideration of cap-and-trade programs, carbon taxes, GHG reporting and tracking programs and regulations that directly limit GHG emissions from certain sources.

In the United States, no comprehensive climate change legislation has been implemented at the federal level. However, President Biden has highlighted addressing climate change as a priority of his administration and has issued several executive orders addressing climate change. Moreover, following the U.S. Supreme Court finding that GHG emissions constitute a pollutant under the CAA, the EPA has adopted regulations that, among other things, establish construction and operating permit reviews for GHG emissions from certain large stationary sources, require the monitoring and annual reporting of GHG emissions from certain petroleum and natural gas system sources in the United States, and together with the DOT, set GHG emissions and fuel economy standards for vehicles in the United States. The regulation of methane from oil and gas facilities has been subject to uncertainty in recent years. The EPA previously had promulgated NSPS imposing limitations on methane emissions from sources in the oil and gas sector. Subsequently, in September 2020, the Trump Administration rescinded those methane standards and removed the transmission and storage segments from the oil and gas source category under the CAA's NSPS. However, in June 2021, President Biden signed a resolution passed by the U.S. Congress under the Congressional Review Act nullifying the September 2020 rule, effectively reinstating the prior standards. In November 2021, as required by President Biden's executive order, the EPA proposed new regulations to expand NSPS requirements for oil and gas sector sources and establish comprehensive standards of performance and emission guidelines for methane and volatile organic compound emissions from existing operations in the oil and gas sector, including the exploration and production, transmission, processing, and storage segments. The EPA has announced that the agency hopes to finalize these rulemakings by the end of 2022. Once finalized, the regulations are likely to be subject to legal challenge and will also need to be incorporated into the states' implementation plans, which will need to be approved by the EPA in individual rulemakings that could also be subject to legal challenge. The reinstatement of direct regulation of methane emission for new sources and the promulgation of requirements for existing oil and gas customers could result in increased costs for our customers and consequently adversely affect demand for our services.

Separately, various states and groups of states have adopted or are considering adopting legislation, regulation or other regulatory initiatives that are focused on such areas as GHG cap and trade programs, carbon taxes, reporting and tracking programs, and restriction of emissions. For example, several states, including Pennsylvania and New Mexico, have proposed or adopted regulations restricting the emission of methane from E&P activities. At the international level, the United Nations-sponsored "Paris Agreement" requires member states to submit non-binding, individually-determined reduction goals known as Nationally Determined Contributions every five years after 2020. President Biden has recommitted the United States to the Paris Agreement and, in April 2021, announced a goal of reducing the United States' emissions by 50-52% below

[Table of Contents](#)

2005 levels by 2030. In November 2021, President Biden released “The Long-Term Strategy of the United States: Pathways to Net-Zero Greenhouse Gas Emissions by 2050,” which, among other things, explains that the U.S. and EU are co-leading the “Global Methane Pledge” that aims to cut global methane pollution at least 30% by 2030 relative to 2020 levels. The impacts of these orders, pledges, agreements, and any legislation or regulation promulgated to fulfill the United States’ commitments under the Paris Agreement, cannot be predicted at this time.

Governmental, scientific, and public concern over the threat of climate change arising from GHG emissions has resulted in increasing political risks in the United States, including climate change related pledges made by certain candidates now in public office. On January 27, 2021, President Biden issued an executive order that calls for substantial action on climate change, including, among other things, the increased use of zero-emission vehicles by the federal government, the elimination of subsidies provided to the fossil fuel industry, and increased emphasis on climate-related risks across government agencies and economic sectors. The Biden Administration has previously also issued orders suspending the issuance of new leases pending a study, for oil and gas development on federal lands. For more information, see our regulatory disclosure titled “Regulation of Hydraulic Fracturing and Related Activities.” As a result, we cannot predict the full impact of these developments or whether the Biden Administration may pursue further restrictions. Other actions that could be pursued by the Biden Administration may include the imposition of more restrictive requirements for the establishment of pipeline infrastructure or the permitting of LNG export facilities, as well as more restrictive GHG emission limitations for oil and gas facilities.

Additionally, the Securities and Exchange Commission recently proposed new rules relating to the disclosure of a range of climate-related risks. We are currently assessing this rule but at this time we cannot predict the costs of implementation or any potential adverse impacts resulting from the rule. To the extent this rule is finalized as proposed, we or our customers could incur increased costs related to the assessment and disclosure of climate-related risks. In addition, enhanced climate disclosure requirements could accelerate the trend of certain stakeholders and lenders restricting or seeking more stringent conditions with respect to their investments in certain carbon intensive sectors.

The adoption and implementation of new or more stringent international, federal or state legislation, regulations or other regulatory initiatives that impose more stringent standards for GHG emissions from the oil and natural gas sector or otherwise restrict the areas in which this sector may produce oil and natural gas or generate the GHG emissions could result in increased costs of compliance or costs of consuming, and thereby reduce demand for oil and natural gas, which could reduce demand for our services. Additionally, political, litigation and financial risks may result in our customers restricting or cancelling production activities, incurring liability for infrastructure damages as a result of climatic changes, or impairing their ability to continue to operate in an economic manner, which also could reduce the demand for our services. One or more of these developments could have a material adverse effect on our business, financial condition and results of operation.

Endangered and Threatened Species. Environmental laws such as the ESA and analogous state laws may impact exploration, development and production activities in areas where we operate. The ESA provides broad protection for species of fish, wildlife and plants that are listed as threatened or endangered. Similar protections are offered to migratory birds under the MBTA and various state analogs. FWS may identify previously unidentified endangered or threatened species or may designate critical habitat and suitable habitat areas that it believes are necessary for survival of a threatened or endangered species. For example, the dunes sagebrush lizard, which is found only in the active and semi-stable shinnery oak dunes of southeastern New Mexico and adjacent portions of Texas (including areas where our customers operate), was a candidate species for listing under the ESA by the FWS for many years. As a result of a recent settlement with the environmental

groups, the FWS, in July 2020, acted on a petition to list the dunes sagebrush lizard finding sufficient information to warrant a formal one-year review to consider listing the species. While the listing review is ongoing, FWS has also developed a conservation agreement that would implement certain protective practices for the species and authorize incidental take of the species resulting from certain covered activities, including exploration and development of oil and gas fields. The conservation agreement is known as a CCAA. We have joined the CCAA in an effort to mitigate potential impacts on our business of a listing of the dunes sagebrush lizard by the FWS.

On June 1, 2021, FWS also proposed to list two distinct population segments of the lesser prairie-chicken under the ESA, in response to a 2016 petition from conservation groups. Separately, on July 1, 2021, a lawsuit was filed by conservation groups to overturn a 2019 FWS decision that listing the eastern hellbender salamander under the ESA was not warranted. In October 2021, the Biden administration published two rules that reversed changes made by the Trump administration, namely to the definition of "habitat" and a policy that made it easier to exclude territory from critical habitat. On March 23, 2022, the FWS proposed a rule to redesignate the northern long-eared bat from a threatened species to an endangered species under ESA, and to remove its species-specific rule that excluded most development activities from the ESA's prohibition on taking listed species. To the extent any protections are implemented for these or any other species or habitat, it could cause us or our customers to incur additional costs or become subject to operating restrictions or operating bans in the affected areas.

Regulation of Hydraulic Fracturing and Related Activities. Our hydraulic fracturing operations are a significant component of our business. Hydraulic fracturing is an important and common practice that is used to stimulate production of hydrocarbons, particularly natural gas, from tight formations, including shales. The process, which involves the injection of water, sand and chemicals under pressure into formations to fracture the surrounding rock and stimulate production, is typically regulated by state oil and natural gas commissions. However, federal agencies have asserted regulatory authority over certain aspects of the process. For example, the EPA has previously issued a series of rules under the CAA that establish new emission control requirements for certain oil and natural gas production and natural gas processing operations and associated equipment. BLM also finalized rules to impose new or more stringent standards for performing hydraulic fracturing on federal and American Indian lands. While this regulation was subsequently rescinded in December 2017, which rescission was upheld by the District Court of Northern California, litigation is ongoing. Additionally, the Biden Administration may seek to revisit these regulations. Separately, the Biden Administration may also pursue further restriction of hydraulic fracturing and other oil and gas development on federal lands. For example, on January 27, 2021, President Biden issued an executive order that, among other things, called for the elimination of fossil fuel subsidies from federal budget requests beginning in 2022 and suspended the issuance of new leases for oil and gas development on federal lands to the extent permitted by law and called for a review of existing leasing and permitting practices for such activities on federal lands (the order clarifies that it does not restrict such operations on tribal lands that the federal government merely holds in trust).

In response to President Biden's executive order, the Department of Interior issued a report recommending various changes to the federal leasing program, though many such changes would require Congressional action. However, legal challenges to this suspension are ongoing, and the District Court for the Western District of Louisiana has issued a preliminary injunction against the implementation of this suspension while such challenges are pending. The Biden Administration has appealed the injunction, but is complying with the injunction during the appeals process. Separately, the state of Louisiana, among other states, have challenged the Biden Administration's use of the social cost of carbon in its decision-making, including federal leasing decisions, resulting in an injunction from the Western District of Louisiana preventing the Biden Administration's use of the social cost of carbon. In response, the Biden Administration again halted leasing activities. However, the Fifth Circuit Court of Appeals has overturned the lower court's decision, and the

[Table of Contents](#)

plaintiff states have announced that they plan to seek review by the Supreme Court. On April 15, 2022, the Department of the Interior announced that it would again resume leasing on federal lands, though with significant changes to the program, including an 80% reduction in the number of acres nominated and the first-ever increase in onshore royalties, to 18.7% from 12.5%. Separately, there has been a significant reduction in the number of approvals of applications for permits to drill on federal lands in 2022. As a result of the foregoing, there is significant uncertainty and increased regulatory risks and costs relating to onshore oil and gas exploration and production activities. These issues could result in decreased activity on federal land, adversely impacting demand for our services.

As a result, we cannot predict the final scope of regulations or restrictions that may apply to oil and gas operations on federal lands, nor the outcome of pending litigation. Although the executive order does not apply to existing operations under valid leases, ProFrac cannot guarantee that further action will not be taken to curtail oil and gas development on federal lands. Any restrictions for new or existing production activities on federal land could adversely impact our customer's operations and consequently reduce demand for our services. The increase in royalties associated with leasing on federal lands, and any future increases that may occur, may adversely impact exploration and production activities on federal lands and reduce demand for our services. Further, legislation to amend the SDWA to repeal the exemption for hydraulic fracturing (except when diesel fuels are used) from the definition of "underground injection" and require federal permitting and regulatory control of hydraulic fracturing, as well as legislative proposals to require disclosure of the chemical constituents of the fluids used in the fracturing process, have previously been proposed in Congress. Several states and local jurisdictions in which we or our customers operate also have adopted or are considering adopting regulations that could restrict or prohibit hydraulic fracturing in certain circumstances, impose more stringent operating standards and/or require the disclosure of the composition of hydraulic fracturing fluids.

Federal and state governments have also investigated whether the disposal of produced water into underground injection wells has caused increased seismic activity in certain areas. In response to concerns regarding induced seismicity, regulators in some states have imposed, or are considering imposing, additional requirements in the permitting of produced water disposal wells or otherwise to assess any relationship between seismicity and the use of such wells. For example, Oklahoma has issued rules for wastewater disposal wells that impose permitting and operating restrictions and reporting requirements on disposal wells in proximity to faults and also, from time to time, has implemented plans directing certain wells where seismic incidents have occurred to restrict or suspend disposal well operations. In particular, the Oklahoma Corporation Commission's well completion seismicity guidelines for operators in the SCOOP and STACK require hydraulic fracturing operations to be suspended following earthquakes of certain magnitudes in the vicinity. In addition, the Oklahoma Corporation Commission's Oil and Gas Conservation Division has previously issued an order limiting future increases in the volume of oil and natural gas wastewater injected into the ground in an effort to reduce the number of earthquakes in the state. The Texas Railroad Commission has adopted similar rules.

If new laws or regulations that significantly restrict hydraulic fracturing and related activities are adopted, such laws could make it more difficult or costly to perform fracturing to stimulate production from tight formations. In addition, if hydraulic fracturing is further regulated at the federal or state level, fracturing activities could become subject to additional permitting and financial assurance requirements, more stringent construction specifications, increased monitoring, reporting and recordkeeping obligations, plugging and abandonment requirements and also to attendant permitting delays and potential increases in costs. Such legislative changes could cause us to incur substantial compliance costs, and compliance or the consequences of any failure to comply could have a material adverse effect on our financial condition and results of operations.

OSHA Matters. The Occupational Safety and Health Act ("OSHA") and comparable state statutes regulate the protection of the health and safety of workers. In addition, the OSHA hazard communication standard requires

[Table of Contents](#)

that information be maintained about hazardous materials used or produced in operations and that this information be provided to employees, state and local government authorities and the public. In March 2016, the U.S. Occupational Safety and Health Administration issued a final rule to impose stricter standards for worker exposure to silica; our sand mining operations are subject to this rule and, moreover, the rule went into effect on June 23, 2021 for hydraulic fracturing activities. As a result, we or our customers may be required to incur additional costs associated with compliance with these standards, which costs may be material.

Mining Activities. Our sand mining operations are subject to the oversight of the U.S. Mine Safety and Health Administration (“MSHA”), which is the primary regulatory agency with jurisdiction over the commercial silica industry. MSHA regulates quarries, surface mines, underground mines, and the industrial mineral processing facilities associated with quarries and mines. MSHA administers and enforces the provisions of the Federal Mine Safety and Health Act of 1977 (“FMSHA”), as amended by the Mine Improvement and New Emergency Response Act of 2006. FMSHA imposes stringent health and safety standards on numerous aspects of our operations inclusive of mineral extraction and processing operations, transportation and transloading of silica and delivery of silica sand to well sites. These standards include, among others, the training of personnel, operating procedures, operating and safety equipment, and other matters. As part of MSHA’s oversight, its representatives must perform at least two unannounced inspections annually for each surface mining facility in its jurisdiction.

Human capital

Our employees are a critical asset which are key to our innovative culture and overall success. We are focused on our high-performance culture through attracting, engaging, developing, retaining and rewarding top talent. We strive to enhance the economic and social well-being of our employees and the communities in which we operate. We are committed to providing a welcoming, inclusive environment for our workforce, with best-in-class training and career development opportunities to enable employees to thrive and achieve their career goals.

As of March 24, 2022, we employed 2,522 people, none of whom are represented by labor unions or subject to collective bargaining agreements.

Health and Safety. The health, safety, and well-being of our employees is of the utmost importance. We are an industry leader with a proven track record in safety with a TRIR of .42 for the year ended December 31, 2021, including our manufacturing division, compared to the industry average of .70.

We provide employees the option to participate in health and welfare plans, including medical, dental, life, accidental death and dismemberment and short-term and long-term disability insurance plans. We also offer a number of health and wellness programs, including telemedicine, health screens and fitness reimbursement as well as access to the Employee Assistance Program which provides employees and their family members access to professional providers to help navigate challenging life events 24 hours a day/365 days a year.

In response to COVID-19, we adopted enhanced safety measures and practices to protect employee health and safety and continue to follow guidelines from the Centers for Disease Control to protect our employees and minimize the risk of business disruption.

Legal proceedings

ProFrac Services, LLC entered into a Master Purchase Agreement For Products And/Or Services with Lonestar Prospects, Ltd. d/b/a Vista Sand (“Vista”), dated November 27, 2017 (the “Vista MSA”), as amended by the First Addendum to Vista MSA and the First Amendment to Vista MSA, both of which are dated June 10, 2018

[Table of Contents](#)

(collectively, the "Agreement"). Under the terms of the Vista MSA, Services agreed to purchase certain quantities of sand from Vista. Vista filed a complaint against Services in the United States Bankruptcy Court for the Northern District of Texas on March 15, 2021, in which it alleges that Services breached the terms of the Agreement by failing to purchase the required amount of sand or pay for the underpurchased amounts as required by the Agreement. Vista is seeking damages of approximately \$8.31 million. Vista and Services have entered into a mutually agreed upon Scheduling Order signed by the Court on February 12, 2022. Trial docket call for this matter is currently scheduled for September 6, 2022.

From time to time we may be involved in litigation relating to claims arising out of our operations in the normal course of business, including workers' compensation claims and employment related disputes. Other than as described above, we are not currently a party to any legal proceedings that, if determined adversely against us, either individually or in the aggregate, would have a material adverse effect on our business, results of operations, cash flows or financial condition and are not aware of any material legal proceedings contemplated by governmental authorities. We are however, named defendants in certain lawsuits, investigations and claims arising in the ordinary course of conducting our business and we may be named defendants in similar lawsuits, investigations and claims in the future. While the outcome of these lawsuits, investigations and claims cannot be predicted with certainty, we do not expect these matters, if decided adversely, to have a material adverse effect on our business, results of operations, cash flows or financial condition.

Management

The following table sets forth the names, ages and titles of our directors and executive officers.

Name	Age	Position
Ladd Wilks	37	Chief Executive Officer
Lance Turner	42	Chief Financial Officer
Coy Randle	61	Chief Operating Officer
Robert Willette	47	Chief Legal Officer, Secretary
Matthew D. Wilks	39	Executive Chairman of the Board
Sergei Krylov	44	Director
Terry Glebocki	60	Director
Stacy Nieuwoudt	42	Director
Gerald Haddock	74	Director

Ladd Wilks

Ladd Wilks has served as our Chief Executive Officer since May 2016. Since February 2012, Mr. Wilks has also served as Vice President of Breckenridge Geophysical, Inc. Mr. Wilks owns a controlling interest in two private E&P companies. Mr. Wilks currently sits on the Board of Directors of Cisco Safe, the Cisco Recreation Foundation and 13 Foundation. From March 2008 to July 2011, Mr. Wilks served as VP of Logistics of FTSI. Additionally, Mr. Wilks is an executive officer at Wilks Brothers and has an extensive background with our Company arising from his familial connection to our founders as the son of Farris Wilks and nephew of Dan Wilks.

Lance Turner

Lance Turner has served as our Chief Financial Officer since March 2022. From October 2015 to March 2022, Mr. Turner served as Chief Financial Officer and Treasurer of FTSI. Mr. Turner joined FTSI in April 2014 as Director of Finance and was promoted to Vice President of Finance of FTSI in January 2015. Prior to that, Mr. Turner spent approximately 11 years with Ernst & Young LLP, with the majority of that time in its transactions services group coordinating and advising clients on buy side and sell side transactions in various industries. He earned a Bachelor of Business Administration and a Master of Professional Accounting from the University of Texas at Austin and is a Certified Public Accountant in the state of Texas.

Coy Randle

Coy Randle joined ProFrac in May 2018 and has served as our Chief Operating Officer since October 2018. Mr. Randle has over 39 years' experience in the energy industry. Prior to joining the company, Mr. Randle provided technical consulting services for Nolan Transportation Group. Mr. Randle served as President and Chief Operating Officer of FTSI from March 2010 to October 2015 and as Senior Vice President of Operations from January 2008 to March 2010.

Robert Willette

Robert Willette has served as our Chief Legal Officer and Secretary since November 2021. Since October 2020, Mr. Willette has served as Assistant General Counsel of Wilks Brothers. From August 2017 to October 2020,

[Table of Contents](#)

Mr. Willette served as Senior Vice President, General Counsel, Corporate Secretary, Chief Compliance and ESG Officer of Carbo Ceramics Inc. Prior to that, Mr. Willette served as General Counsel and Corporate Secretary for Texon L.P., which transports and markets crude oil, natural gas and natural gas liquids. Mr. Willette holds a B.S., an M.B.A., and a J.D. from the University of Kansas.

Matthew D. Wilks

Matthew D. Wilks has served as Executive Chairman of our board of directors since August 2021 and has served as our President since October 2018. Previously, Mr. Wilks served as our Chief Financial Officer from May 2017 to August 2021. Mr. Wilks also has served as Vice President of Investments for Wilks Brothers since January 2012. From 2010 to 2012, Mr. Wilks served as Vice President of Logistics for FTSI. Additionally, Mr. Wilks served as a member of the board of directors of Approach Resources, Inc., an E&P company focused on the exploration, development and production of unconventional oil and gas resources in the United States. Mr. Wilks' background in numerous roles specific to our Company and his familial connection to our founders as the son of Dan Wilks and nephew of Farris Wilks, allow him to engage in board deliberations with valuable insight and experience.

Sergei Krylov

Sergei Krylov has served on our board of directors since the consummation of our IPO. Mr. Krylov has been in the energy industry for more than 20 years, both as an investment banker and as an executive officer. Currently, Mr. Krylov serves as Investment Partner and Chief Financial Officer of Wilks Brothers, LLC. From 2014 to 2020, Mr. Krylov served as an executive at Approach Resources Inc., a NASDAQ listed exploration and production company focused on Permian basin, initially as Executive Vice President and Chief Financial Officer and subsequently as President and Chief Executive Officer. From 2000 to 2013, Mr. Krylov worked at J.P. Morgan Securities LLC in the Energy Investment Banking group in New York and Houston, where he most recently served as Managing Director. During his career Mr. Krylov has executed numerous mergers and acquisitions, capital markets offerings and financial restructurings. Mr. Krylov holds a B.B.A. in finance from Pace University.

We believe that Mr. Krylov's skills and experience, particularly his financial expertise and understanding of capital markets, knowledge of the oil and gas industry and his public company executive experience make him well qualified to serve as a member of our board of directors.

Terry Glebocki

Terry Glebocki has served on our board of directors since the consummation of our IPO. Ms. Glebocki served as Chief Executive Officer of Ocean Casino from December 2019 through October 2021. From February 2019 to December 2019, Ms. Glebocki served as Chief Financial Officer of Ocean Casino. Prior to that, Ms. Glebocki served as Executive Vice President, Chief Financial Officer, and Treasurer of Tropicana Entertainment Inc. from April 2015 to October 2018. Ms. Glebocki has also served as Vice President of Finance and Chief Financial Officer of Revel Entertainment Group LLC from June 2007 to April 2015. Ms. Glebocki holds a B.S. from Lehigh University.

We believe that Ms. Glebocki's leadership skills and experience, including serving as an executive officer for several companies, will bring valuable insights to the board of directors and qualify her to serve on our board of directors.

Stacy Nieuwoudt

Stacy Nieuwoudt has served on our board of directors since the consummation of our IPO. Ms. Nieuwoudt is currently a private investor. From November 2017 to November 2019, Ms. Nieuwoudt served as a Senior Energy

[Table of Contents](#)

and Industrials Analyst at Aptigon Capital, a Citadel Company. Prior to that, Ms. Nieuwoudt served as an Energy Equities Analyst at Surveyor Capital, a Citadel Company, from September 2010 to November 2017. Since January 2021, Ms. Nieuwoudt has served as a director of Independence Contract Drilling. Ms. Nieuwoudt holds a B.A. from Rice University.

We believe that Ms. Nieuwoudt's skills and experience, particularly her specialized knowledge, background and expertise in the energy industry, combined with her understanding of capital markets and career long experience covering the energy industry qualify her to serve as a member of our board of directors.

Gerald Haddock

Gerald W. Haddock has served on our board of directors since the consummation of our IPO. Mr. Haddock founded Haddock Enterprises, LLC in 2000 and has served as its President since such time. Mr. Haddock formerly served as President and Chief Operating Officer of Crescent Real Estate Equities Company from 1994 to 1999, including serving as CEO from 1996 to 1999. He currently serves as a director of Meritage Homes Corporation and Union Acquisition Corp. II, and previously served as a director of Union Acquisition Corp. Mr. Haddock has served on the board of trustees for Baylor College of Medicine in Houston and as a member of various other committees for Baylor University and at Baylor College of Medicine. Those committees included the Executive Investment Committee at Baylor University and Baylor College of Medicine. Additionally, he has served on the board of the M.D. Anderson Proton Therapy Education and Research Foundation, the CEELI Institute and the Johnny Unitas Golden Arm Educational Foundation. Mr. Haddock holds a B.B.A and J.D. from Baylor University. He also holds an L.L.M in Taxation from New York University School of Law and an M.B.A. from Dallas Baptist University.

We believe that Mr. Haddock's significant and extensive experience advising multiple companies across a breadth of industries, combined with his understanding and background in business will bring proven leadership and business and industry acumen to the board of directors and us and make him strongly qualified to serve as a member of our board of directors.

Family relationships

Ladd Wilks and Matthew D. Wilks are first cousins and the sons of our founders and principal shareholders, Farris and Dan Wilks, respectively.

Status as a controlled company

Because the Wilks own 26,666,228 shares of Class A common stock and 97,447,865 ProFrac LLC Units (and an equal number of shares of Class B common stock), representing approximately 88.6% of the voting power of our Company, we are a controlled company under Sarbanes-Oxley and rules of Nasdaq. A controlled company is not required to have a majority of independent directors or to maintain an independent compensation or nominating and governance committee. As a controlled company, we remain subject to rules of Sarbanes-Oxley and Nasdaq that require us to have an audit committee composed entirely of independent directors. Under these rules, we must have at least one independent director on our audit committee by the date our Class A common stock is listed on Nasdaq, at least two independent directors on our audit committee within 90 days of the listing date, and at least three independent directors on our audit committee within one year of the listing date. We have three independent directors upon the closing of the IPO.

If at any time we cease to be a controlled company, we will take all action necessary to comply with Sarbanes-Oxley and rules of Nasdaq, including by appointing a majority of independent directors to our board of directors and ensuring we have a compensation committee and nominating and governance committee composed of

independent directors, subject to a permitted “phase-in” period. See “Management—Status as a Controlled Company.”

Board of directors and committees

Our board of directors consists of five directors, three of whom satisfy the independence requirements of the Exchange Act and Nasdaq listing standards. The board of directors has determined that Terry Glebocki, Stacy Nieuwoudt and Gerald Haddock are independent within the meaning of the Nasdaq listing standards currently in effect and Rule 10A-3 of the Exchange Act.

Our amended and restated certificate of incorporation provides that the terms of office of the directors are from the time of their election until the next annual meeting of shareholders or until their successors are duly elected and qualified.

Our amended and restated certificate of incorporation provides that the authorized number of initial directors will be five and thereafter that the exact number of directors will be fixed from time to time exclusively by the board of directors pursuant to a resolution adopted by a majority of the whole board. In addition, our certificate of incorporation and our bylaws provide that, in general, vacancies on the board may be filled by a majority of directors in office, although less than a quorum.

Audit committee

Our board of directors established an audit committee whose functions include the following:

- assist the board of directors in its oversight responsibilities regarding the integrity of our financial statements, our compliance with legal and regulatory requirements, the independent accountant’s qualifications and independence and our accounting and financial reporting processes of and the audits of our financial statements;
- prepare the report required by the SEC for inclusion in our annual proxy or information statement;
- approve audit and non-audit services to be performed by the independent accountants;
- perform such other functions as the board of directors may from time to time assign to the audit committee.

The specific functions and responsibilities of the audit committee are set forth in the audit committee charter. Our audit committee consists of Terry Glebocki, Stacy Nieuwoudt and Gerald Haddock, all of whom satisfy the independence requirements of the Exchange Act and Nasdaq listing standards, all of whom qualify as audit committee financial experts as defined under these rules and listing standards, and all of whom satisfy the financial literacy standards for audit committee members under the Exchange Act and Nasdaq listing standards. Our audit committee is composed of three members that satisfy the independence requirements of the Exchange Act and Nasdaq listing standards.

Pursuant to our amended and restated bylaws, our board of directors may, from time to time, establish other committees to facilitate the management of our business and operations. Because we are considered to be controlled by the Wilks under Nasdaq rules, we are eligible for exemptions from provisions of these rules requiring a majority of independent directors, nominating and corporate governance and compensation committees composed entirely of independent directors and written charters addressing specified matters. We may elect to take advantage of these exemptions. In the event that we cease to be a controlled company within the meaning of these rules, we will be required to comply with these provisions after the specified transition periods.

Compensation committee

Our compensation committee is comprised of Terry Glebocki, Stacy Nieuwoudt and Gerald Haddock. This committee establishes salaries, incentives and other forms of compensation for officers and directors. The compensation committee also administers our long term incentive plan.

Compensation committee interlocks and insider participation

None of our executive officers serve on the board of directors or compensation committee of a company that has an executive officer that serves on our board or compensation committee. No member of our board is an executive officer of a company in which one of our executive officers serves as a member of the board of directors or compensation committee of that company.

Board role in risk oversight

Our corporate governance guidelines provide that the board of directors is responsible for reviewing the process for assessing the major risks facing us and the options for their mitigation. This responsibility is largely satisfied by our audit committee, which is responsible for reviewing and discussing with management and our independent registered public accounting firm our major risk exposures and the policies management has implemented to monitor such exposures, including our financial risk exposures and risk management policies.

Executive compensation

We are currently considered an “emerging growth company,” within the meaning of the Securities Act, for purposes of the SEC’s executive compensation disclosure rules. In accordance with such rules, we are required to provide a Summary Compensation Table and an Outstanding Equity Awards at Fiscal Year End Table, as well as limited narrative disclosures regarding executive compensation for our last completed fiscal year. Further, our reporting obligations extend only to our “named executive officers,” who are the individuals who served as our principal executive officer, our next two other most highly compensated officers at the end of the last completed fiscal year and up to two additional individuals who would have been considered one of our next two most highly compensated officers except that such individuals did not serve as executive officers at the end of the last completed fiscal year. Accordingly, our “named executive officers” are:

- Ladd Wilks, Chief Executive Officer;
- Brian Uhlmer, Former Chief Financial Officer⁽¹⁾;
- Coy Randle, Chief Operating Officer; and
- Matthew D. Wilks, Executive Chairman of the Board.

(1) Mr. Uhlmer’s employment with the Company terminated on December 30, 2021.

Summary compensation table

The following table summarizes the compensation awarded to, earned by or paid to our named executive officers for the fiscal years ended December 31, 2020 and December 31, 2021.

Name and Principal Position	Year	Salary (\$)	Bonus (\$) (1)	Option awards (\$)	All other compensation (\$) (3)	Total (\$)
Ladd Wilks	2021	261,538	—	—	22,185	283,723
Chief Executive Officer	2020	230,798	—	—	26,076	256,874
Brian Uhlmer	2021	293,885	39,336	—	6,047	339,268
Former Chief Financial Officer	2020	271,712	50,000	—	9,000	330,712
Coy Randle	2021	307,692	29,836	—	19,742	357,270
Chief Operating Officer	2020	289,635	—	—(2)	6,142	295,776
Matthew D. Wilks	2021	248,378	—	—	—	248,378
Executive Chairman of the Board						
Robert Willette	2021	11,555	50,000	—	—	61,555
Chief Legal Officer						

(1) The amounts in this column reflect discretionary bonuses earned by Mr. Uhlmer, Mr. Randle and Mr. Willette during the 2021 fiscal year and by Mr. Uhlmer during the 2020 fiscal year. No other named executive officer earned a discretionary bonus during the 2021 or 2020 fiscal years.

(2) For Mr. Randle the aggregate grant date fair value of incentive units (as defined below) in ProFrac LLC granted during fiscal year 2020 was \$0. The incentive units are intended to constitute “profits interests” and represent actual (non-voting) equity interests that have no liquidation value for U.S. federal income tax purposes on the date of grant but are designed to gain value only after the underlying assets have realized a certain level of growth and return to those persons who hold certain other classes of equity. We believe that, despite the fact that the incentive units do not require the payment of an exercise price, these awards are most similar economically to stock options and, as such, they are properly classified as “options” for purposes of the SEC’s executive compensation disclosure rules under the definition provided in Item 402(m)(5)(i) of Regulation S-K since these awards have “option-like features.” For more information on the incentive units, see the included under the headings “Outstanding Equity Awards at Fiscal Year-End” and “Narrative Disclosure to Outstanding Equity Awards at 2021 Fiscal Year-End” below.

(3) Amounts in this column reflect for the 2021 fiscal year: (a) the incremental cost associated with personal use of a company vehicle by each of Messrs. Wilks and Randle equal to \$22,185 and \$5,914, respectively, and (b) the incremental cost associated with the use of corporate housing provided to each of Mr. Randle and Mr. Uhlmer.

Narrative to summary compensation table

Employment agreements

Mr. Randle entered into an employment agreement with Services on May 22, 2018 (the “Randle Agreement”). The Randle Agreement provided for an initial term of three years (the “Initial Term”), and automatically renews for successive one-year periods thereafter until terminated in accordance with its terms. We have not entered into employment agreements with either of Messrs. Ladd Wilks or Matthew Wilks. The narrative below summarizes the payments and benefits that each named executive officer, with the exception of Mr. Uhlmer, is currently eligible to receive on an annual basis, whether under the Randle Agreement or otherwise, as applicable. The description below does not purport to be a complete description of all of the terms of the Randle Agreement and is qualified in its entirety by reference to the Randle Agreement, which is attached as an exhibit to the Registration Statement of which this prospectus forms a part. In the event that we do enter into employment agreements with Messrs. Ladd Wilks or Matthew Wilks, such agreements will be filed and disclosed in accordance with the SEC’s disclosure rules. For Mr. Uhlmer, the narrative below summarizes the payments and benefits he was entitled to receive during fiscal year 2021 prior to his termination of employment.

In addition to the payments and benefits described below, Mr. Randle is entitled to additional payments and benefits under the Randle Agreement in the event of a termination of his employment or in connection with the consummation of certain transactions by the Company. For more information on these amounts, see “—*Additional Narrative Disclosure—Potential Payments Upon Termination or Change in Control*” below.

Base salary

Each named executive officer’s base salary is a fixed component of annual compensation for performing specific job duties and functions. The annual rate of base salary for each named executive officer was established at levels commensurate with historical compensation, with any adjustments deemed necessary to attract and retain individuals with superior talent appropriate relative to their expertise and experience.

Annual bonus

We have historically used cash incentive awards to motivate and reward our named executive officers. We do not maintain a formal annual cash incentive award plan; instead, such awards are determined on a discretionary basis. Under the Randle Agreement, the discretionary bonus for Mr. Randle is based on achievement of certain levels of revenue and profit for a given fiscal year.

For 2021, Mr. Uhlmer, Mr. Randle and Mr. Willette were the only named executive officers who earned an annual cash incentive award.

Following the completion of the IPO, we granted discretionary, short term cash incentive awards under the 2022 Plan (as defined below) to certain of our employees, including each of the named executive officers, in order to provide annual bonus awards for the 2022 calendar year. Under the terms of these awards, the named executive officers are entitled to receive, subject to their continued employment through the applicable payment date, a target bonus equal to 80% of each named executive officer’s respective base salary. This target amount was determined for each named executive officer based on, and is intended to reward, both individual and Company performance.

Equity compensation

For all periods prior to the completion of the IPO, we did not maintain a formal equity compensation program, but historically used long term equity incentive awards on a discretionary basis to motivate and reward certain

[Table of Contents](#)

of our executives. During 2020, Mr. Randle received an award of incentive units in ProFrac LLC. Such incentive units were converted prior to the completion of the IPO. For more information on the incentive units, see the “*Outstanding Equity Awards at Fiscal Year-End*” table and “—*Narrative Disclosure to Outstanding Equity Awards at 2021 Fiscal Year-End*” below. We did not grant any equity-based compensation awards during 2021.

In connection with the IPO, we adopted the 2022 Plan (as defined below) in which certain of our employees, including the named executive officers, became eligible to participate.

For more information on the 2022 Plan, see “—*Additional Narrative Disclosure—2022 Long Term Incentive Plan*” below.

Farris Wilks, one of our principal shareholders, transferred to Mr. Ladd Wilks an equity interest in ProFrac LLC that was converted into ProFrac LLC Units as part of the Corporate Reorganization and that represents approximately 1.0% of the outstanding ProFrac LLC Units following the IPO and related transactions, and THRC Holdings, one of our principal shareholders, transferred to Mr. Matthew Wilks an equity interest in ProFrac LLC that was converted into ProFrac LLC Units as part of the Corporate Reorganization and that represents approximately 1.0% of the outstanding ProFrac LLC Units following the IPO and related transactions. As a result of these transfers, each of Mr. Ladd Wilks and Mr. Matthew Wilks also hold approximately 1.0% of the outstanding voting power of our common stock following the IPO and related transactions. Our principal shareholders determined that the transfers to Messrs. Ladd Wilks and Matthew Wilks described above were appropriate in light of the IPO and other factors relevant to our principal shareholders. It is possible that such transferred equity interests could be deemed to be compensation for purposes of the SEC’s executive compensation disclosure rules, and, as such, we are describing such transfers in this prospectus. Such transfers were made directly by our principal shareholders out of their own holdings. The Company will not reimburse or otherwise compensate our principal shareholders for such transfers and hence the economic cost of such transfers were borne entirely by our principal shareholders.

In connection with and following the completion of our IPO, our named executive officers received an annual equity award in the form of restricted stock unit (“RSU”) awards. The named executive officers received RSU awards in the following amounts: 55,555 RSUs for each of Mr. Ladd Wilks and Mr. Randall, 34,496 RSUs for Mr. Matthew Wilks and 41,666 RSUs for Mr. Willette. Under the terms of these RSU awards, 100% of the RSUs vest on the first anniversary of the closing of the IPO, provided the named executive officers remain continuously employed by the Company from the date of the grant through such vesting date.

In addition to the annual RSU award described above, Mr. Willette received an additional RSU award in recognition of his contributions to the completion of the IPO. Under the terms of such award, Mr. Willette received 7,882 RSUs which will vest on the first anniversary of the completion of the IPO, subject to Mr. Willette’s continuous employment with the Company through such vesting date.

Other elements of compensation

Each named executive officer is entitled to vacation and paid time off in accordance with the terms and conditions of the applicable plan or policy. Subject to the terms of any applicable plans, policies or programs, each named executive officer is entitled to receive such employee benefits, including any and all medical, dental, vision, life and accidental death and disability, short-term and long-term disability, and voluntary life and disability benefits available to employees generally, and such other benefits as we may from time to time establish for the named executive officers. Each named executive officer is reimbursed by us for all ordinary and reasonable expenses incurred in the course of the performance of employment services subject to the terms of our reimbursement policy. We currently maintain a retirement plan intended to provide benefits under section 401(k) of the Code (the “401(k) Plan”) in which employees, including the named executive officers, are allowed to contribute portions of their base compensation to a tax-qualified retirement account. See “—*Additional Narrative Disclosure—Retirement Benefits*” for more information.

Outstanding equity awards at fiscal year-end

The following table reflects information regarding outstanding equity-based awards held by each named executive officer as of December 31, 2021.

Name	Option awards(1)			
	Number of securities underlying unexercised options (#) Exercisable(2)	Number of securities underlying unexercised options (#) Unexercisable(2)	Option exercise price (\$)(3)	Option expiration date(2)
Ladd Wilks	—	—	—	—
Brian Uhlmer	—	—	—	—
Coy Randle	6	4	N/A	N/A
Matthew D. Wilks	—	—	—	—

- (1) The award described herein was issued to Mr. Randle by ProFrac LLC.
- (2) On May 28, 2020, Mr. Randle received a grant of Class B Units in ProFrac LLC (the “incentive units”). The number of incentive units reflected in the table represents the number of Class B Units of ProFrac LLC owned by Mr. Randle, and not a number of shares of our common stock. The incentive units are structured as profits interests for tax purposes. Profits interests such as the incentive units do not require the payment of an exercise price nor do they have an expiration date; instead, they only entitle the holder thereof to receive value if and to the extent the underlying security appreciates in value following the grant of the award. Because of this appreciation feature, we believe profits interest awards are economically similar to stock options or stock appreciation rights for purposes of the SEC disclosure rules. Awards reflected as “Unexercisable” are incentive units that have not yet vested. Awards reflected as “Exercisable” are incentive units that have vested, but have not yet received payment in respect thereof. The incentive units were vested with respect to 40% of the award on the date of grant, and vest with respect to an additional 20% of the award on each of the first three anniversaries of the grant date, in each case subject to Mr. Randle’s continued employment with us through the applicable vesting date. For a more detailed description, please see “—Narrative Disclosure to Outstanding Equity Awards at 2021 Fiscal Year-End” below.
- (3) The incentive units do not have an “exercise price” in the same sense that a true stock option award would have an exercise price. Instead, the incentive unit award has a “participation threshold” associated with the award. Each incentive unit will entitle the holder to receive distributions only if the aggregate distributions made by ProFrac LLC in respect of each Class A Unit of ProFrac LLC issued and outstanding on or prior to date of the grant of the incentive units exceeds the participation threshold. The thresholds are set at the time of grant and typically represents the estimated fair value of a common unit or a multiple of fair value on the date of grant.

Narrative disclosure to outstanding equity awards at 2021 fiscal year-end

On May 28, 2020, Mr. Randle received a grant of incentive units from ProFrac LLC pursuant to the ProFrac LLC Agreement and a Class B Unit Award Agreement. The incentive units are intended to constitute “profits interests” and represent actual (non-voting) equity interests that have no liquidation value for U.S. federal income tax purposes on the date of grant but are designed to gain value only after the underlying assets realize a certain level of growth and return to those persons who hold certain other classes of equity. The incentive units were vested with respect to 40% of the incentive unit award on the date of grant, and vest with respect to an additional 20% of the award on each of the first three anniversaries of the grant date, subject to Mr. Randle’s continued employment with us through each applicable vesting date. As such, Mr. Randle’s incentive units are currently vested with respect to 60% of the total award, with vesting of an additional 20% of the award to occur on each of May 28, 2022 and May 28, 2023.

The incentive units held by Mr. Randle fully vested and were converted into ProFrac LLC Units as described above under “Summary—Initial Public Offering and Corporate Reorganization.”

Additional narrative disclosure

Retirement benefits

We currently maintain the 401(k) Plan under which employees, including the named executive officers, are allowed to contribute portions of their base compensation to a tax-qualified retirement account. We provide matching contributions to all employees who have completed one year of service with the Company in amounts equal to 100% of the employee's contribution up to 4% of total compensation. None of our named executive officers received matching contributions during 2021.

Potential payments upon termination or change in control

The following discussion describes the amounts and benefits that would have been owed to Mr. Randle under the Randle Agreement in the event of a termination of employment or the consummation of certain transactions by the Company as of December 31, 2021, as applicable. As of December 31, 2021, neither Mr. Ladd Wilks nor Mr. Matthew Wilks was entitled to any payments upon a termination of employment or change in control of the Company and no amounts or benefits had been earned by Mr. Uhlmer in connection with his termination of employment.

Involuntary Termination

Randle Agreement

In the event that Mr. Randle's employment were to be terminated by the Company without Cause or due to his resignation for Good Reason (as each term is defined below) prior to the expiration of the Initial Term in May 2021, then, in addition to payment of any earned but unpaid base salary and approved but unreimbursed expenses, the Randle Agreement provided that Mr. Randle would be entitled to receive an amount equal to his then-current annual base salary, paid in substantially equal installments in accordance with the Company's normal payroll practices for the 12 month period following such termination of employment. Mr. Randle's receipt of the severance payments would be conditioned on his continued compliance with his non-competition, non-solicitation and confidentiality obligations during the period that he receives the severance payments. However, after the expiration of the Initial Term in May 2021, the Randle Agreement provides that Mr. Randle is not entitled to the payments described in the preceding sentence or any other payments under the Randle Agreement upon a termination of his employment for any reason, other than payments for earned but unpaid base salary or unreimbursed business expenses. Because the Initial Term expired in May 2021, Mr. Randle would not have been entitled to any payments or benefits in connection with a termination of his employment as of December 31, 2021.

For purposes of the Randle Agreement, Cause and Good Reason are generally defined as follows:

- "Cause" means (A) material failure or refusal by Mr. Randle to satisfactorily perform his lawful duties, responsibilities, or authorities under the Randle Agreement as requested by the supervisor; (B) any act of gross negligence, willful misconduct, or fraudulent or criminal behavior by Mr. Randle in the performance of his duties, responsibilities, or authorities under the Randle Agreement, including without limitation any misappropriation of any funds or property owned by Services or its affiliates, fraud, embezzlement, or theft; (C) any conviction of, guilty plea concerning, or entry into any deferred adjudication or similar diversion arrangement with respect to any felony or crime of moral turpitude or fraud by Mr. Randle; (D) any material violation of the Randle Agreement by Mr. Randle; (E) any breach of any applicable fiduciary duty by Mr. Randle to act exclusively and solely for the benefit of Services or its affiliates in all undertakings concerning or relating to Services or its affiliates; (F) any misconduct in the course and scope of employment,

[Table of Contents](#)

including without limitation dishonesty, disloyalty, disorderly conduct, insubordination, harassment of other employees or third parties, abuse of alcohol or controlled substances, or other material violations of Service's policies, rules, or practices; or (G) any act or omission that is contrary to the best interests of Services or its affiliates or is likely to damage the business, including without limitation the reputation of Services or its affiliates.

- "Good Reason" means a material diminution in Mr. Randle's base salary by Services without his consent, except that the foregoing shall not constitute Good Reason unless (i) Mr. Randle provides 60 days written notice to Services that Good Reason exists, (ii) Services fails to cure such circumstances for 30 days and (iii) Mr. Randle terminates his employment within 100 days of the existence of the circumstances that constitute Good Reason.

Change in control or IPO

In the event of a change in control that results in the transfer of at least fifty-one percent of the ownership interest of the Company or an initial public offering (each a "qualifying transaction"), Mr. Randle would have been entitled to receive a cash bonus payment under the Randle Agreement solely during the initial term of the Randle Agreement (which expired in May 2021) (the "Change in Control Bonus"). The Change in Control Bonus would have been equal to Mr. Randle's monthly base salary multiplied by the number of months remaining in the Initial Term, which expired in May 2021. The Change in Control Bonus would have been paid over eighteen months, with 20% paid at the time of the consummation of the qualifying transaction, 20% paid six months following the qualifying transaction, 20% paid on the one-year anniversary of the qualifying transaction and 40% paid eighteen months following the qualifying transaction, provided that Mr. Randle remains continuously employed by the Company or its affiliate through each such date. However, because the Initial Term expired in May 2021, Mr. Randle is no longer entitled to any Change in Control Bonus as of the date hereof under the terms of the Randle Agreement.

2022 Long term incentive plan

We adopted an omnibus equity incentive plan, the ProFrac Holding Corp. 2022 Long Term Incentive Plan (the "2022 Plan" or "long term incentive plan"), for employees, consultants and directors of us and our affiliates who perform services for us. The following description summarizes the material features of the 2022 Plan, but does not purport to be a complete description of all of the provisions of the 2022 Plan and is qualified in its entirety by reference to the 2022 Plan, which is filed as an exhibit to the Registration Statement of which this prospectus forms a part.

The 2022 Plan provides for potential grants of: (i) incentive stock options qualified as such under U.S. federal income tax laws ("incentive options"); (ii) stock options that do not qualify as incentive stock options ("nonstatutory options" and, together with incentive options, "options"); (iii) stock appreciation rights ("SARs"); (iv) restricted stock awards ("restricted stock awards"); (v) restricted stock units ("restricted stock units" or "RSUs"); (vi) bonus stock ("bonus stock awards"); (vii) dividend equivalents; (viii) other stock-based awards; (ix) cash awards; and (x) substitute awards (referred to collectively herein with the other awards as the "awards"). The vesting, exercise or settlement of awards may be subject to the achievement of one or more performance criteria selected by the Administrator (as defined herein).

Eligibility

Our employees, consultants and non-employee directors, and employees, consultants and non-employee directors of our affiliates, are eligible to receive awards under the 2022 Plan.

[Table of Contents](#)

Administration

Our board of directors, or a committee thereof (as applicable, the "Administrator"), administers the 2022 Plan pursuant to its terms and all applicable state, federal or other rules or laws. The Administrator has the power to determine to whom and when awards will be granted, determine the amount of awards (measured in cash or in shares of our Class A common stock), proscribe and interpret the terms and provisions of each award agreement (the terms of which may vary), accelerate the vesting or exercisability of an award, delegate duties under the 2022 Plan and execute all other responsibilities permitted or required under the 2022 Plan.

Securities to be offered

Subject to adjustment in the event of any distribution, recapitalization, split, merger, consolidation or similar corporate event, a number of shares of our Class A common stock equal to 3,120,708 is available for delivery pursuant to awards under the 2022 Plan. If an award under the 2022 Plan is forfeited, settled for cash or expires without the actual delivery of shares, any shares subject to such award will again be available for new awards under the 2022 Plan.

Types of awards

Options. We may grant options to eligible persons including: (i) incentive options (only to our employees or those of our subsidiaries) which comply with Section 422 of the Code; and (ii) nonstatutory options. The exercise price of each option granted under the 2022 Plan will be stated in the option agreement and may vary; however, the exercise price for an option must not be less than the fair market value per share of common stock as of the date of grant (or 110% of the fair market value for certain incentive options), nor may the option be re-priced without the prior approval of our stockholders. Options may be exercised as the Administrator determines, but not later than ten years from the date of grant. The Administrator will determine the methods and form of payment for the exercise price of an option (including, in the discretion of the Administrator, payment in common stock, other awards or other property) and the methods and forms in which common stock will be delivered to a participant.

SARs. A SAR is the right to receive a share of common stock, or an amount equal to the excess of the fair market value of one share of the common stock on the date of exercise over the grant price of the SAR, as determined by the Administrator. The exercise price of a share of common stock subject to the SAR shall be determined by the Administrator, but in no event shall that exercise price be less than the fair market value of the common stock on the date of grant. The Administrator has the discretion to determine other terms and conditions of an SAR award.

Restricted stock awards. A restricted stock award is a grant of shares of common stock subject to a risk of forfeiture, performance conditions, restrictions on transferability and any other restrictions imposed by the Administrator in its discretion. Restrictions may lapse at such times and under such circumstances as determined by the Administrator. Except as otherwise provided under the terms of the 2022 Plan or an award agreement, the holder of a restricted stock award will have rights as a stockholder, including the right to vote the common stock subject to the restricted stock award or to receive dividends on the common stock subject to the restricted stock award during the restriction period. The Administrator shall provide, in the restricted stock award agreement, whether the restricted stock will be forfeited upon certain terminations of employment. Unless otherwise determined by the Administrator, common stock distributed in connection with a stock split or stock dividend, and other property distributed as a dividend, will be subject to restrictions and a risk of forfeiture to the same extent as the restricted stock award with respect to which such common stock or other property has been distributed.

[Table of Contents](#)

Restricted stock units. RSUs are rights to receive common stock, cash, or a combination of both at the end of a specified period. The Administrator may subject RSUs to restrictions (which may include a risk of forfeiture) to be specified in the RSU award agreement, and those restrictions may lapse at such times determined by the Administrator. Restricted stock units may be settled by delivery of common stock, cash equal to the fair market value of the specified number of shares of common stock covered by the RSUs, or any combination thereof determined by the Administrator at the date of grant or thereafter. Dividend equivalents on the specified number of shares of common stock covered by RSUs may be paid on a current, deferred or contingent basis, as determined by the Administrator on or following the date of grant.

Bonus stock awards. The Administrator is authorized to grant common stock as a bonus stock award. The Administrator will determine any terms and conditions applicable to grants of common stock, including performance criteria, if any, associated with a bonus stock award.

Dividend Equivalents. Dividend equivalents entitle a participant to receive cash, common stock, other awards or other property equal in value to dividends paid with respect to a specified number of shares of our Class A common stock, or other periodic payments at the discretion of the Administrator. Dividend equivalents may be granted on a free-standing basis or in connection with another award (other than a restricted stock award or a bonus stock award).

Other Stock-Based Awards. Other stock-based awards are awards denominated or payable in, valued in whole or in part by reference to, or otherwise based on or related to, the value of our Class A common stock.

Cash Awards. Cash awards may be granted on a free-standing basis, as an element of or a supplement to, or in lieu of any other award.

Substitute Awards. Awards may be granted in substitution or exchange for any other award granted under the 2022 Plan or under another equity incentive plan or any other right of an eligible person to receive payment from us. Awards may also be granted under the 2022 Plan in substitution for similar awards held for individuals who become participants as a result of a merger, consolidation or acquisition of another entity by or with the Company or one of our affiliates.

Certain transactions

If any change is made to our capitalization, such as a stock split, stock combination, stock dividend, exchange of shares or other recapitalization, merger or otherwise, which results in an increase or decrease in the number of outstanding shares of common stock, appropriate adjustments will be made by the Administrator in the shares subject to an award under the 2022 Plan. The Administrator has the discretion to make certain adjustments to awards in the event of a change in control, such as accelerating the vesting or exercisability of awards, requiring the surrender of an award, with or without consideration, or making any other adjustment or modification to the award that the Administrator determines is appropriate in light of such transaction.

Plan amendment and termination

Our board of directors may amend or terminate the 2022 Plan at any time; however, stockholder approval will be required for any amendment to the extent necessary to comply with applicable law or exchange listing standards. The Administrator will not have the authority, without the approval of stockholders, to amend any outstanding stock option or stock appreciation right to reduce its exercise price per share. The 2022 Plan will remain in effect for a period of ten years (unless earlier terminated by our board of directors).

Clawback

All awards under the 2022 Plan are subject to any clawback or recapture policy adopted by the Company, as in effect from time to time.

Director compensation

No member of our board of directors received compensation for their services to us in respect of the 2021 fiscal year. In connection with and following the closing of the IPO, the Company adopted a comprehensive director compensation program in order to attract and retain qualified non-employee directors who are essential to the future success, growth, and governance of the Company.

Under the director compensation program, the Company's non-employee directors are entitled to the following compensation:

- an annual cash retainer of \$142,500 for the 2022 calendar year and an annual cash retainer of \$95,000 for each calendar year thereafter,
- an additional cash retainer of \$20,000 for the chair of the Audit Committee,
- an additional cash retainer of \$15,000 for the chair of the Compensation Committee,
- an annual equity-based award with an aggregate fair market value of approximately \$150,000 on the grant date that will vest following a one-year vesting period, and
- an additional cash fee of \$1,500 for attendance at each meeting of the Board or a Committee thereof.

In addition to the annual equity-based award described above, following the completion of the IPO, the Company's non-employee directors received a one-time equity-based award with an aggregate fair market value of approximately \$285,000 on the applicable grant date that will vest in substantially equal installments on each of the first, second and third anniversaries of the completion of the IPO. Both awards were granted in the form of RSU awards.

Under the director compensation program, members of our board of directors who are also employees will not receive additional compensation for their service as directors. Each director is entitled to be reimbursed for reasonable and necessary travel and miscellaneous expenses incurred to attend meetings and activities of the board of directors or any of its committees. Each director is also indemnified by us for actions associated with serving as a director to the fullest extent permitted under Delaware law.

Principal and Selling Stockholders

The following table sets forth information with respect to the beneficial ownership of our Class A common stock and Class B common stock that, upon the consummation of this offering and the transactions related thereto, will be owned by:

- each person known to us to beneficially own more than 5% of any class of our outstanding voting securities;
- each of our directors;
- our named executive officers;
- all of our directors and executive officers as a group; and
- the selling stockholders.

The amounts of Class A common stock and Class B common stock beneficially owned are reported on the bases of regulations of the SEC governing the determination of beneficial ownership of securities. Under the rules of the SEC, a person is deemed to be a “beneficial owner” of a security if that person has or shares voting power, which includes the power to vote or direct the voting of such security, or investment power, which includes the power to dispose of or to direct the disposition of such security. Securities that can be so acquired are deemed to be outstanding for purposes of computing such person’s ownership percentage, but not for purposes of computing any other person’s percentage. Under these rules, more than one person may be deemed beneficial owner of the same securities, and a person may be deemed to be a beneficial owner of securities as to which such person has no economic interest. All information with respect to beneficial ownership has been furnished by the respective 5% or more stockholders, directors, executive officers or selling stockholders, as the case may be. Unless otherwise noted, the mailing address of each listed beneficial owner under “5% Stockholders” and “Directors/Named Executive Officers” is c/o ProFrac Holding Corp., 333 Shops Boulevard, Willow Park, Texas 76087.

Please see the section titled “Plan of Distribution” for further information regarding the Selling Stockholders’ method of distributing these shares.

Name of Beneficial Owner	Shares of Class A common stock beneficially owned after this offering(1)		Shares of Class B common stock beneficially owned after this offering		Combined voting power after this offering(1)(2)	
	Number	%	Number	%	Number	%
5% Stockholders						
THRC Holdings, LP(3)	14,955,735	36.3%	49,939,536	49.4%	64,895,271	46.3%
Farris Wilks(4)	11,711,292	28.4%	47,508,329	47.0%	59,219,622	42.3%
Directors/Named Executive Officers						
Ladd Wilks	—	—	1,220,978	1.2%	1,220,978	0.9%
Brian Uhlmer	—	—	—	—	—	—
Coy Randle	—	—	1,215,603	1.2%	1,215,603	0.9%
Robert Willette	—	—	—	—	—	—
Matthew D. Wilks	—	—	1,220,978	1.2%	1,220,978	0.9%
Sergei Krylov	—	—	—	—	—	—
Terry Glebocki	—	—	—	—	—	—
Stacy Nieuwoudt	—	—	—	—	—	—
Gerald Haddock	—	—	—	—	—	—
All Directors and Executive Officers as a group (9 persons)	—	—	3,657,558	3.6%	3,657,558	2.6%
Selling Stockholders						

[Table of Contents](#)

Name of Beneficial Owner	Shares of Class A common stock beneficially owned after this offering(1)		Shares of Class B common stock beneficially owned after this offering		Combined voting power after this offering(1)(2)	
	Number	%	Number	%	Number	%
	CBS Munger Holdings, L.P.(5)	762,202	1.85%	—	—	762,202
Wilson Legacy Partners, LP(6)	571,651	1.39%	—	—	571,651	*
All other Selling Stockholders who received shares in connection with the West Munger Acquisition(7)	211,722	*	—	—	211,722	*

* Less than 1%.

- (1) Does not include shares underlying equity awards or shares reserved for issuance under equity incentive plans. Restricted stock unit awards covering 509,467 shares of our Class A common stock have been granted under the 2022 Plan as of June 21, 2022. 3,120,708 total shares of our Class A common stock (which includes the shares subject to restricted stock unit awards) are reserved for equity awards under the 2022 Plan as of June 17, 2022.
- (2) Represents percentage of voting power of our Class A common stock and Class B common stock voting together as a single class. The ProFrac LLC Unit Holders will hold one share of Class B common stock for each ProFrac LLC Unit.
- (3) THRC Holdings is the record holder of the shares of common stock reported herein. THRC Management, LLC (“THRC Management”) is the general partner of THRC Holdings. Dan Wilks is the sole manager of THRC Management. Accordingly, Dan Wilks may be deemed to have or share beneficial ownership of the shares of common stock held directly by THRC Holdings.
- (4) Represents shares of common stock owned by the Farris and Jo Ann Wilks 2022 Family Trust and its affiliates. Farris Wilks serves as a trustee of such trust and, in such capacity has voting and dispositive power over the shares of common stock owned by such trust. Accordingly, Farris Wilks may be deemed to have or share beneficial ownership of the shares of common stock owned by the Farris and Jo Ann Wilks 2022 Family Trust and its affiliates.
- (5) The selling stockholder is managed by CBS Munger Genpar, LLC, a Texas limited liability company. B. Blaine Sheppard is the President of CBS Munger Genpar, LLC and may be deemed to have voting and investment control over the subject shares. The address of the selling stockholder is PO Box 51790, Midland, TX 79710.
- (6) The selling stockholder is managed by WBW Sands, LLC, a Texas limited liability company. Word B Wilson is the President of WBW Sands, LLC and may be deemed to have voting and investment control over the subject shares. The address of the selling stockholder is PO Box 51790, Midland, TX 79710.
- (7) Consists of selling stockholders not otherwise listed in this table who collectively own less than approximately 1% of our Class A common stock immediately prior to this offering.

Certain relationships and related party transactions

ProFrac LLC Agreement

The ProFrac LLC Agreement is incorporated by reference to the registration statement of which this prospectus forms a part, and the following description of the ProFrac LLC Agreement is qualified in its entirety by reference thereto.

Redemption rights

Under the ProFrac LLC Agreement, each ProFrac LLC Unit Holder, subject to certain limitations, have the right, pursuant to the Redemption Right, to cause ProFrac LLC to acquire all or a portion of its ProFrac LLC Units for, at ProFrac LLC's election, (i) shares of our Class A common stock at a redemption ratio of one share of Class A common stock for each ProFrac LLC Unit redeemed, subject to conversion rate adjustments for stock splits, stock dividends and reclassifications and other similar transactions, or (ii) an equivalent amount of cash. The independent members of our board of directors will determine whether to pay cash in lieu of the issuance of shares of Class A common stock based on facts in existence at the time of the decision, which we expect would include the relative value of the Class A common stock (including trading prices for the Class A common stock at the time), the cash purchase price, the availability of other sources of liquidity (such as an issuance of stock) to acquire the ProFrac LLC Units and alternative uses for such cash. Alternatively, upon the exercise of the Redemption Right, ProFrac Holding Corp. (instead of ProFrac LLC) has the right, pursuant to the Call Right, to acquire each tendered ProFrac LLC Unit directly from the redeeming ProFrac LLC Unit Holder for, at its election, (x) one share of Class A common stock, subject to conversion rate adjustments for stock splits, stock dividends and reclassifications and other similar transactions, or (y) an equivalent amount of cash. In addition, ProFrac Holding Corp. will have the right to require, upon the acquisition by ProFrac Holding Corp. of substantially all of the ProFrac LLC Units or upon a change of control of ProFrac Holding Corp., each ProFrac LLC Unit Holder to exercise its Redemption Right with respect to some or all of such unitholder's ProFrac LLC Units. In connection with any redemption of ProFrac LLC Units pursuant to the Redemption Right or acquisition of ProFrac LLC Units pursuant to the Call Right, a corresponding number of shares of Class B common stock held by the relevant ProFrac LLC Unit Holder will be cancelled. As the ProFrac LLC Unit Holders cause their ProFrac LLC Units to be redeemed, holding other assumptions constant, ProFrac Holding Corp.'s membership interest in ProFrac LLC will be correspondingly increased, the number of shares of Class A common stock outstanding will be increased and the number of shares of Class B common stock will be decreased.

Distributions and allocations

Under the ProFrac LLC Agreement, subject to the obligations of ProFrac LLC to make tax distributions, we have the right to determine when distributions will be made to the holders of ProFrac LLC Units and the amount of any such distributions. If we authorize a distribution, such distribution will be made to the holders of ProFrac LLC Units generally on a pro rata basis in accordance with their respective percentage ownership of ProFrac LLC Units.

ProFrac LLC will allocate its net income or net loss for each year to the holders of ProFrac LLC Units pursuant to the terms of the ProFrac LLC Agreement, and the holders of ProFrac LLC Units, including ProFrac Holding Corp., will generally incur U.S. federal, state and local income taxes on their share of any taxable income of ProFrac LLC. Net income and losses of ProFrac LLC generally will be allocated to the holders of ProFrac LLC Units on a pro rata basis in accordance with their respective percentage ownership of ProFrac LLC Units, subject to requirements under U.S. federal income tax law that certain items of income, gain, loss or deduction be allocated disproportionately in certain circumstances. To the extent ProFrac LLC has available cash, and subject

[Table of Contents](#)

to the terms of any current or future debt instruments, ProFrac LLC is required to make (i) generally pro rata distributions to the holders of ProFrac LLC Units, including ProFrac Holding Corp., in an amount at least sufficient to allow ProFrac Holding Corp. to pay its taxes and to make payments under the Tax Receivable Agreement it will enter into with the TRA Holders and any subsequent tax receivable agreements that it may enter into in connection with future acquisitions and (ii) non-pro rata payments to ProFrac Holding Corp. to reimburse it for its corporate and other overhead expenses.

Issuance of equity

The ProFrac LLC Agreement provides that at any time ProFrac Holding Corp. issues a share of its Class A common stock or any other equity security, the net proceeds received by ProFrac Holding Corp. with respect to such issuance, if any, shall be concurrently invested in ProFrac LLC, and ProFrac LLC shall issue to ProFrac Holding Corp. one ProFrac LLC Unit or other economically equivalent equity interest. Conversely, if at any time, any shares of ProFrac Holding Corp.'s Class A common stock are redeemed, repurchased or otherwise acquired, ProFrac LLC shall redeem, repurchase or otherwise acquire an equal number of ProFrac LLC Units held by ProFrac Holding Corp., upon the same terms and for the same price, as the shares of our Class A common stock are redeemed, repurchased or otherwise acquired.

Competition

Under the ProFrac LLC Agreement, the members have agreed that the Wilks and their respective affiliates are permitted to engage in business activities or invest in or acquire businesses which may compete with our business or do business with our customers.

Dissolution

ProFrac LLC will be dissolved only upon the first to occur of (i) the sale of substantially all of its assets or (ii) an election by us to dissolve the company. Upon dissolution, ProFrac LLC will be liquidated and the proceeds from any liquidation will be applied and distributed in the following manner: (a) first, to creditors (including to the extent permitted by law, creditors who are members) in satisfaction of the liabilities of ProFrac LLC, (b) second, to establish cash reserves for contingent or unforeseen liabilities and (c) third, to the members in proportion to the number of ProFrac LLC Units owned by each of them.

Tax Receivable Agreement

As described in "Summary—Initial Public Offering and Corporate Reorganization" and "Certain Relationships and Related Party Transactions—ProFrac LLC Agreement—Redemption Rights," the ProFrac LLC Unit Holders may cause their ProFrac LLC Units to be redeemed in the future pursuant to the Redemption Right. ProFrac LLC intends to make for itself (and for each of its direct or indirect subsidiaries that is treated as a partnership for U.S. federal income tax purposes and that it controls) an election under Section 754 of the Code that will be effective for the taxable year of the IPO and each taxable year in which a redemption of ProFrac LLC Units occurs. Pursuant to the Section 754 election, ProFrac Holding Corp.'s acquisition (or deemed acquisition for U.S. federal income tax purposes) of ProFrac LLC Units in connection with the IPO or pursuant to the Redemption Right or the Call Right is expected to result in adjustments to the tax basis of the tangible and intangible assets of ProFrac LLC. These adjustments will be allocated to ProFrac Holding Corp. Such adjustments to the tax basis of the tangible and intangible assets of ProFrac LLC would not have been available to ProFrac Holding Corp. absent its acquisition or deemed acquisition of ProFrac LLC Units pursuant to the exercise of the Redemption Right or the Call Right. The anticipated basis adjustments are expected to increase (for tax purposes) ProFrac Holding Corp.'s depreciation and amortization deductions and may also decrease ProFrac Holding Corp.'s gains

[Table of Contents](#)

(or increase its losses) on future dispositions of certain assets to the extent the increase in tax basis is allocated to those assets. Such increased deductions and losses and reduced gains may reduce the amount of tax that ProFrac Holding Corp. would otherwise be required to pay in the future.

ProFrac Holding Corp. entered into the Tax Receivable Agreement with the TRA Holders at the closing of the IPO. The Tax Receivable Agreement generally provides for the payment by ProFrac Holding Corp. to such TRA Holders of 85% of the net cash savings, if any, in U.S. federal, state and local income and franchise tax that ProFrac Holding Corp. actually realizes (computed using simplifying assumptions to address the impact of state and local taxes) or is deemed to realize in certain circumstances in periods after the IPO as a result of, as applicable to each such TRA Holder, (i) certain increases in tax basis that occur as a result of ProFrac Holding Corp.'s acquisition (or deemed acquisition for U.S. federal income tax purposes) of all or a portion of such TRA Holder's ProFrac LLC Units in connection with the IPO or pursuant to an exercise of the Redemption Right or the Call Right and (ii) imputed interest deemed to be paid by ProFrac Holding Corp. as a result of, and additional tax basis arising from, any payments ProFrac Holding Corp. makes under the Tax Receivable Agreement. We will retain the benefit of the remaining 15% of any actual net cash tax savings. Certain of the TRA Holders' rights (including the right to receive payments) under the Tax Receivable Agreement are transferable in connection with a permitted transfer of ProFrac LLC Units or if the TRA Holder no longer holds ProFrac LLC Units.

The payment obligations under the Tax Receivable Agreement are ProFrac Holding Corp.'s obligations and not obligations of ProFrac LLC, and we expect that the payments required to be made under the Tax Receivable Agreement will be substantial. Estimating the amount and timing of payments that may become due under the Tax Receivable Agreement is by its nature imprecise. For purposes of the Tax Receivable Agreement, net cash tax savings generally will be calculated by comparing ProFrac Holding Corp.'s actual tax liability (determined by using the actual applicable U.S. federal income tax rate and an assumed combined state and local income and franchise tax rate) to the amount it would have been required to pay had it not been able to utilize any of the tax benefits subject to the Tax Receivable Agreement. The actual increase in tax basis, as well as the amount and timing of any payments, under the Tax Receivable Agreement will vary depending on a number of factors, including the timing of any redemption of ProFrac LLC Units, the price of ProFrac Holding Corp.'s Class A common stock at the time of each redemption, the extent to which such redemptions are taxable transactions, the amount of the redeeming ProFrac LLC Unit Holder's tax basis in its ProFrac LLC Units at the time of the relevant redemption, the depreciation and amortization periods that apply to the increase in tax basis, the amount and timing of taxable income we generate in the future, the U.S. federal income tax rates then applicable, and the portion of ProFrac Holding Corp.'s payments under the Tax Receivable Agreement that constitute imputed interest or give rise to depreciable or amortizable tax basis.

Assuming no material changes in the relevant tax law, we expect that if we were to experience a change of control or the Tax Receivable Agreement was otherwise terminated immediately after this offering, the estimated termination payments based on the assumptions discussed below would be approximately \$487 million (calculated using a discount rate equal to (i) the greater of (A) 0.25% and (B) SOFR, plus 150 basis points, applied against an undiscounted liability of approximately \$568 million based on a 21% U.S. federal corporate income tax rate and estimated applicable state and local income tax rates).

[Table of Contents](#)

A delay in the timing of redemptions of ProFrac LLC Units, holding other assumptions constant, would be expected to decrease the discounted value of the amounts payable under the Tax Receivable Agreement as the benefit of the depreciation and amortization deductions would be delayed and the estimated increase in tax basis could be reduced as a result of allocations of ProFrac LLC taxable income to the redeeming unit holder prior to the redemption. Stock price increases or decreases at the time of each redemption of ProFrac LLC Units would be expected to result in a corresponding increase or decrease in the undiscounted amounts payable under the Tax Receivable Agreement in an amount equal to 85% of the tax-effected change in price. Increases in the applicable corporate income tax rate and estimated applicable state and local income tax rates would be expected to result in a corresponding increase in the undiscounted amounts payable under the Tax Receivable Agreement as a result of the corresponding increase in net cash savings. The amounts payable under the Tax Receivable Agreement are dependent upon ProFrac Holding Corp. having sufficient future taxable income to utilize the tax benefits on which it is required to make payments under the Tax Receivable Agreement. If ProFrac Holding Corp.'s projected taxable income is significantly reduced, the expected payments would be reduced to the extent such tax benefits do not result in a reduction of ProFrac Holding Corp.'s future income tax liabilities.

The foregoing amounts are merely estimates and the actual payments could differ materially. It is possible that future transactions or events could increase or decrease the actual tax benefits realized and the corresponding Tax Receivable Agreement payments as compared to the foregoing estimates. Moreover, there may be a negative impact on our liquidity if, as a result of timing discrepancies or otherwise, (i) the payments under the Tax Receivable Agreement exceed the actual benefits realized in respect of the tax attributes subject to the Tax Receivable Agreement and/or (ii) distributions to ProFrac Holding Corp. by ProFrac LLC are not sufficient to permit ProFrac Holding Corp. to make payments under the Tax Receivable Agreement after it has paid its taxes and other obligations. Please read "Risk Factors—Risks Related to this Offering and Our Class A Common Stock—In certain cases, payments under the Tax Receivable Agreement may be accelerated and/or significantly exceed the actual benefits, if any, ProFrac Holding Corp. realizes in respect of the tax attributes subject to the Tax Receivable Agreement." The payments under the Tax Receivable Agreement will not be conditioned upon the TRA Holders having a continued ownership interest in either ProFrac LLC or ProFrac Holding Corp.

In addition, although we are not aware of any issue that would cause the IRS or other relevant taxing authorities to challenge potential tax basis increases or other tax benefits covered under the Tax Receivable Agreement, the applicable ProFrac LLC Unit Holders will not reimburse us for any payments previously made under the Tax Receivable Agreement if such basis increases or other benefits are subsequently disallowed, except that excess payments made to any such holder will be netted against future payments otherwise required to be made, if any, to such holder after our determination of such excess (which determination may be made a number of years following the initial payment and after future payments have been made). As a result, in such circumstances, we could make payments that are greater than ProFrac Holding Corp.'s actual cash tax savings, if any, and we may not be able to recoup those payments, which could adversely affect our liquidity.

The term of the Tax Receivable Agreement commenced upon the completion of the IPO and will continue until all tax benefits that are subject to the Tax Receivable Agreement have been utilized or expired, unless we experience a change of control (as defined in the Tax Receivable Agreement, which includes certain mergers, asset sales, or other forms of business combinations) or the Tax Receivable Agreement otherwise terminates early (at our election or as a result of our breach or the commencement of bankruptcy or similar proceedings by or against us) and ProFrac Holding Corp. makes the termination payments specified in the Tax Receivable Agreement in connection with such change of control or other early termination. In the event that the Tax Receivable Agreement is not terminated, the payments under the Tax Receivable Agreement are anticipated to commence in 2023 and to continue for 15 years after the date of the last redemption of the ProFrac LLC Units. Accordingly, it is expected that payments will continue to be made under the Tax Receivable Agreement for

[Table of Contents](#)

more than 20 years. Payments will generally be made under the Tax Receivable Agreement as ProFrac Holding Corp. realizes actual cash tax savings in periods after the IPO from the tax benefits covered by the Tax Receivable Agreement. However, if we experience a change of control or the Tax Receivable Agreement otherwise terminates early, ProFrac Holding Corp.'s obligations under the Tax Receivable Agreement would accelerate and ProFrac Holding Corp. would be required to make an immediate payment equal to the present value of the anticipated future payments to be made by it under the Tax Receivable Agreement (determined by applying a discount rate equal to (i) the greater of (A) 0.25% and (B) SOFR, *plus* 150 basis points) and such payment is expected to be substantial. The calculation of anticipated future payments will be based upon certain assumptions and deemed events set forth in the Tax Receivable Agreement, including (i) that ProFrac Holding Corp. has sufficient taxable income to fully utilize the tax benefits covered by the Tax Receivable Agreement, and (ii) that any ProFrac LLC Units (other than those held by ProFrac Holding Corp.) outstanding on the termination date are deemed to be redeemed on the termination date. Any early termination payment may be made significantly in advance of, and may materially exceed, the actual realization, if any, of the future tax benefits to which the termination payment relates.

The Tax Receivable Agreement provides that in the event that ProFrac Holding Corp. (i) breaches any of its material obligations under the Tax Receivable Agreement, whether (A) as a result of its failure to make any payment when due (including in cases where ProFrac Holding Corp. elects to terminate the Tax Receivable Agreement early, the Tax Receivable Agreement is terminated early due to certain mergers, asset sales, or other forms of business combinations or changes of control or ProFrac Holding Corp. has available cash but fails to make payments when due in circumstances where ProFrac Holding Corp. does not have the right to elect to defer the payment, as described below), (B) as a result of ProFrac Holding Corp.'s failure to honor any other material obligation under the Tax Receivable Agreement, or (C) by operation of law as a result of the rejection of the Tax Receivable Agreement in a case commenced under the U.S. Bankruptcy Code or otherwise, or (ii) commences any proceeding, or has any proceeding commenced against it that is not dismissed or discharged following a period of 60 days, (X) for certain events of bankruptcy, dissolution or liquidation, (Y) seeking an appointment of a receiver or trustee or (Z) making a general assignment for the benefit of creditors, then all of ProFrac Holding Corp.'s payment and other obligations under the Tax Receivable Agreement will be automatically accelerated and become due and payable applying the same assumptions described above.

As a result of either a change of control (as defined in the Tax Receivable Agreement, which includes certain mergers, asset sales, or other forms of business combinations) or another early termination, ProFrac Holding Corp. could be required to make payments under the Tax Receivable Agreement that exceed its actual cash tax savings under the Tax Receivable Agreement. In these situations, ProFrac Holding Corp.'s obligations under the Tax Receivable Agreement could have a substantial negative impact on our liquidity and could have the effect of delaying, deferring or preventing certain mergers, asset sales, or other forms of business combinations or changes of control that could be in the best interests of holders of Class A common stock or alternatively reducing the consideration paid in any such transaction to holders of Class A common stock. There can be no assurance that ProFrac Holding Corp. will be able to finance its obligations under the Tax Receivable Agreement.

Decisions we make in the course of running our business, such as with respect to mergers, asset sales, other forms of business combinations or other changes in control, may influence the timing and amount of payments that are received by the TRA Holders under the Tax Receivable Agreement. For example, the earlier disposition of assets following a redemption of ProFrac LLC Units may accelerate payments under the Tax Receivable Agreement and increase the present value of such payments, and the disposition of assets before a redemption of ProFrac LLC Units may increase the TRA Holders' tax liability without giving rise to any rights of the TRA

[Table of Contents](#)

Holders to receive payments under the Tax Receivable Agreement. Such effects may result in differences or conflicts of interest between the interests of the TRA Holders and other stockholders.

Payments generally are due under the Tax Receivable Agreement within five business days following the finalization of the schedule with respect to which the payment obligation is calculated. However, interest on such payments will begin to accrue from the due date (without extensions) of ProFrac Holding Corp.'s U.S. federal income tax return for the period to which such payments relate until such payment due date at a rate equal to (i) the greater of (A) 0.25% and (B) SOFR, *plus* 100 basis points. Except in cases where we elect to terminate the Tax Receivable Agreement early or it is otherwise terminated as described above, generally ProFrac Holding Corp. may elect to defer payments due under the Tax Receivable Agreement if we do not have available cash to satisfy ProFrac Holding Corp.'s payment obligations under the Tax Receivable Agreement or if our contractual obligations limit ProFrac Holding Corp.'s ability to make these payments. Any such deferred payments under the Tax Receivable Agreement generally will accrue interest from the due date for such payment until the payment date at a rate of (i) the greater of (A) 0.25% and (B) SOFR, *plus* 500 basis points. However, interest will accrue from the due date for such payment until the payment date at a rate of (i) the greater of (A) 0.25% and (B) SOFR, *plus* 100 basis points if we are unable to make such payment as a result of limitations imposed by existing credit agreements. We have no present intention to defer payments under the Tax Receivable Agreement.

Because ProFrac Holding Corp. is a holding company with no operations of its own, its ability to make payments under the Tax Receivable Agreement is dependent on the ability of ProFrac LLC to make distributions to ProFrac Holding Corp. in an amount sufficient to cover ProFrac Holding Corp.'s obligations under the Tax Receivable Agreement. This ability, in turn, may depend on the ability of ProFrac LLC's subsidiaries to make distributions to it. The ability of ProFrac LLC, its subsidiaries and other entities in which it directly or indirectly holds an equity interest to make such distributions will be subject to, among other things, the applicable provisions of Delaware law (or other applicable jurisdiction) that may limit the amount of funds available for distribution and restrictions in relevant debt instruments issued by ProFrac LLC or its subsidiaries and/or other entities in which it directly or indirectly holds an equity interest. To the extent that ProFrac Holding Corp. is unable to make payments under the Tax Receivable Agreement for any reason, such payments will be deferred and will accrue interest until paid.

The Tax Receivable Agreement is incorporated by reference as an exhibit to the registration statement of which this prospectus forms a part, and the foregoing description of the Tax Receivable Agreement is qualified by reference thereto.

Founders Registration Rights Agreement

In connection with the closing of the IPO, we entered into a registration rights agreement with certain of the ProFrac LLC Unit Holders ("Holders"). We expect that the registration rights agreement will contain provisions by which we agree to register under the federal securities laws the offer and resale of shares of our Class A common stock by such ProFrac LLC Unit Holders or certain of their affiliates or permitted transferees as more fully described below.

Demand Rights

At any time after the 180-day lock-up period, as described in "Underwriting," and subject to certain limitations, any Holder will have the right to require us to prepare and file a registration statement registering the offer and sale of their shares of our Class A common stock. Generally, we are required to provide notice of the request to certain other holders of our Class A common stock who may, in certain circumstances, participate in the

[Table of Contents](#)

registration. Subject to certain exceptions, we will not be obligated to effect a demand registration more than four times for each Holder or within 90 days after the closing of any requested underwritten offering of shares of our Class A common stock.

The registration rights agreement also obligates us to cooperate with each Holder in effecting the disposition of its shares of Class A common stock by such methods as such Holder may request, including through underwritten offerings and block trades.

Piggyback Rights

Subject to certain exceptions, if at any time we propose to register an offering of our Class A common stock or conduct an underwritten offering, whether or not for our own account, then we must notify the Holders and allow them to include a specified number of their shares of our Class A common stock in that registration statement or underwritten offering, as applicable.

Conditions and Limitations; Expenses; Indemnity

These registration rights are subject to certain conditions and limitations, and we are generally be obligated to pay all registration expenses in connection with these registration obligations, regardless of whether a registration statement is filed or becomes effective. The registration rights agreement also requires us to indemnify each Holder against certain liabilities under the Securities Act.

Stockholders' Agreement

In connection with the closing of the IPO, we entered into a stockholders' agreement with THRC Holdings, the Farris and Jo Ann Wilks 2022 Family Trust (the "Farris Trust") and their affiliates. Among other things, the stockholders' agreement provides that, for so long as THRC Holdings and the Farris Trust and their affiliates individually or collectively beneficially own more than 50% of the outstanding shares of our common stock, THRC Holdings and the Farris Trust will each have the right to designate one director for election to our board following the IPO.

When THRC Holdings and the Farris Trust and their affiliates collectively beneficially own less than 50% of the outstanding shares of our common stock, our board will be divided into three classes, with directors of each class serving for staggered three-year terms, and THRC Holdings and the Farris Trust will each have the right to designate one class III director to our board for so long as each of THRC Holdings and the Farris Trust and their affiliates collectively beneficially own at least 5% of the outstanding shares of our common stock.

Shared Services Agreement

In connection with the closing of the IPO, ProFrac II LLC entered into a shared services agreement with Wilks Brothers (the "Service Provider"), pursuant to which the Service Provider will provide certain administrative and back-office support services to ProFrac II LLC, including, among others, information technology, payroll, employee benefits and treasury services. In exchange for such services, ProFrac II LLC will pay to the Service Provider on a quarterly basis an aggregate annual retainer fee equal to \$7 million. The shared services agreement shall be effective upon signing and continue thereafter for a period of three years, and shall then automatically be extended for additional one-year terms unless the Service Provider or ProFrac II LLC provides 90 days prior written notice of its desire not to automatically extend the term. The shared services agreement may only be assigned by a party with the other party's consent. The Wilks own the Service Provider.

Wilks Development Lease Agreement

In connection with the completion of the FTSI Acquisition, FTSI conveyed to Wilks Development, LLC, an affiliate of ProFrac LLC, substantially all of FTSI's owned real property consisting primarily of FTSI's hydraulic fracturing equipment manufacturing facilities in exchange for net cash consideration of approximately \$44.4 million. The Company will lease such real property from Wilks Development, LLC in exchange for aggregate lease payments of \$51.6 million through March 2032 (the "FTSI Sale Leaseback").

Equify Bridge Note

On March 4, 2022, ProFrac II LLC entered into a \$45.8 million subordinated promissory note with Equify Financial with a stated maturity date of March 4, 2027 (the "Equify Bridge Note"). The Equify Bridge Note bears interest at a percentage per annum equal to 1.0%. Interest under the Equify Bridge Note is paid on a quarterly basis and is solely payable in kind, with such interest amounts being added to the outstanding principal amount of the Equify Bridge Note, until the date that both the New ABL Credit Facility and the New Term Loan Credit Facility shall have been terminated, after which date quarterly interest payments may be paid in kind or in cash. In April 2022, the Company repaid \$25.0 million in principal under the Equify Bridge Note.

Backstop Note

On March 4, 2022, ProFrac LLC entered into a \$22.0 million subordinated promissory note with THRC Holdings with a stated maturity date of March 4, 2027 (the "Backstop Note"). The Backstop Note bears interest at a percentage per annum equal to 1.74%. Interest under the Backstop Note is paid on a quarterly basis and is solely payable in kind, with such interest amounts being added to the outstanding principal amount of the Backstop Note, until the date that both the New ABL Credit Facility and the New Term Loan Credit Facility shall have been terminated, after which date quarterly interest payments may be paid in kind or in cash.

Closing Date Note

On March 4, 2022, ProFrac LLC entered into a \$22.0 million subordinated promissory note with THRC Holdings with a stated maturity date of March 4, 2027 (the "Closing Date Note"). The Closing Date Note bears interest at a percentage per annum equal to 1.74%. Interest under the Closing Date Note is paid on a quarterly basis and is solely payable in kind, with such interest amounts being added to the outstanding principal amount of the Closing Date Note, until the date that both the New ABL Credit Facility and the New Term Loan Credit Facility shall have been terminated, after which date quarterly interest payments may be paid in kind or in cash.

Policies and procedures for review of related party transactions

A "Related Party Transaction" is a transaction, arrangement or relationship in which we or any of our subsidiaries were, are or will be a participant, the amount of which involved exceeds \$120,000, and in which any related person had, has or will have a direct or indirect material interest. A "related person" means:

- any person who is, or at any time during the applicable period was, one of our executive officers or one of our directors;
- any person who is known by us to be the beneficial owner of more than 5.0% of our Class A common stock;
- any immediate family member of any of the foregoing persons, which means any child, stepchild, parent, stepparent, spouse, sibling, mother-in-law, father-in-law, son-in-law, daughter-in-law, brother-in-law or sister-in-law of a director, executive officer or a beneficial owner of more than 5.0% of our Class A common stock, and any person (other than a tenant or employee) sharing the household of such director, executive officer or beneficial owner of more than 5.0% of our Class A common stock; and

Table of Contents

- any firm, corporation or other entity in which any of the foregoing persons is a partner or principal or in a similar position or in which such person has a 10.0% or greater beneficial ownership interest.

Our board of directors adopted a Code of Business Conduct and Code of Ethics for Senior Executive Officers in connection with the completion of the IPO that provides that the board of directors or its authorized committee will review all transactions with related persons that are required to be disclosed under SEC rules and, when appropriate, initially authorize or ratify all such transactions. In connection with the IPO and subject to the rules of Nasdaq, we established an audit committee consisting solely of independent directors whose functions are set forth in the audit committee charter. One of the audit committee's functions is to review and approve all relationships and transactions in which we and our directors and executive officers and their immediate family members, as well as holders of more than 5% of any class of our voting securities and their immediate family members, have a direct or indirect material interest. Such policy is a written policy included as part the audit committee charter that was implemented by the audit committee and in the Code of Business Conduct and Code of Ethics for Senior Executive Officers that our board of directors adopted prior to the completion of the IPO.

The Code of Business Conduct and Code of Ethics for Senior Executive Officers provides that, in determining whether or not to recommend the initial approval or ratification of a transaction with a related person, the board of directors or its authorized committee should consider all of the relevant facts and circumstances available.

The Code of Business Conduct and Code of Ethics for Senior Executive Officers described above was adopted in connection with the IPO and, therefore, the transactions described below were not reviewed under such policy.

Transactions with affiliates

In the normal course of business, ProFrac has entered into transactions with related parties where the Wilks (or entities they control) hold a controlling financial interest. During the years ended March 31, 2022 and 2021, the ProFrac Predecessor had related party transactions with the following related party entities, including:

Entity	Business & manner of relationship with the company
Automatize, LLC ("Automatize")	Logistics company that provides for the delivery of proppants on behalf of its customers, including us.
Cisco Logistics, LLC ("Cisco Logistics")	Logistics company that delivers sand and equipment on behalf of its customers, including us.
Equify Risk Services, LLC ("Equify Risk")	Insurance broker that negotiates and secures insurance policies on behalf of its customers, including us.
Equify Financial, LLC ("Equify Financial")	Finance company that provides equipment and other financing to its customers, including us.
Wilks Brothers, LLC ("Wilks Brothers")	Management company which provides administrative support to various businesses within their portfolio. Wilks Brothers and certain entities under its control will at times incur expenses on behalf of us, billing us for these expenses at cost plus a management fee.
Interstate Explorations, LLC ("Interstate")	Exploration and development company for which we perform pressure pumping services, and from which we have a short-term lease for certain office space.

[Table of Contents](#)

Entity	Business & manner of relationship with the company
Flying A Pump Services, LLC (“Flying A”)	Oilfield services company which provides pump down and acid services, to which we rent equipment.
MC Estates, LLC and the Shops at Willow Park, LLC (“Related Lessors”)	Own various industrial parks and office space leased by us.
Wilks Construction Company, LLC (“Wilks Construction”)	Construction company that has built and made renovations to several buildings for us.
3 Twenty-Three, LLC (“3 Twenty-Three”)	Payroll administrator which performs payroll services on behalf of its customers, including us.
Carbo Ceramics Inc. (“Carbo Ceramics”)	Provider of ceramic media and industrial technologies, which purchased proppant from us.

The following table summarizes expenditures with related parties for the three months ended March 31, 2022 and 2021:

	Three Months Ended	
	2022	2021
Automatize	\$ 14,275	\$ 12,756
FHE	3,250	—
Wilks Brothers	257	2,554
Related Lessors	1,223	1,538
Wilks Construction	941	—
Equify Financial	685	—
3 Twenty-Three	247	—
Carbo	—	353
Cisco Logistics	—	264
Interstate	20	8
Equify Risk	—	3
Other	38	10
Total	\$ 20,936	\$ 17,486

The following table summarizes related party accounts payable as of March 31, 2022 and December 31, 2021:

	March 31,	December 31,
	2022	2021
Automatize	\$ 10,125	\$ 11,198
Wilks Brothers	8,632	9,990
Wilks Construction	707	57
Carbo	28	10
Related Lessors	37	1
Other	24	19
Total	\$ 19,553	\$ 21,275

[Table of Contents](#)

The following table summarizes revenue from related party for the three months ended March 31, 2022 and 2021:

	March 31,	March 31,
	2022	2021
Flying A	\$ 1,372	\$ 951
Carbo	249	20
Wilks Brothers	1	(2)
Other	—	9
Total	\$ 1,622	\$ 978

The following table summarizes related party accounts receivable for the three months ended March 31, 2022 and December 31, 2021:

	March 31,	December 31
	2022	2021
Flying A	\$ 1,528	\$ 2,412
Cisco Logistics	1,493	1,489
Carbo	193	591
Other	182	23
Total	\$ 3,396	\$ 4,515

The following table summarizes expenditures with related parties for the years ended December 31, 2021 and 2020:

	Year ended	
	December 31,	
	2021	2020
Automatize	\$ 80,521	\$ 26,226
Wilks Brothers	15,480	16,622
Related Lessors	6,308	6,052
Equify Financial	2,871	2,323
3 Twenty-Three	1,033	1,148
Carbo	513	—
Cisco Logistics	509	4,181
Interstate	80	30
Equify Risk	3	1,602
Wilks Construction	—	107
Other	114	—
Total	\$ 107,432	\$ 58,291

[Table of Contents](#)

The following table summarizes related party accounts payable as of December 31, 2021 and 2020:

	December 31, 2021	December 31, 2020
Automatize	\$ 11,198	\$ 5,633
Wilks Brothers	9,990	11,993
Wilks Construction	57	57
Carbo	10	—
Related Lessors	1	21
Cisco Logistics	—	671
Equify Financial	—	113
Other	19	—
Total	\$ 21,275	\$ 18,488

The following table summarizes revenue from related parties for the years ended December 31, 2021 and 2020:

	Year ended December 31,	
	2021	2020
Flying A	\$ 2,701	\$ 294
Carbo	1,025	193
Interstate	116	11
Wilks Brothers	65	—
Automatize	3	701
Other	32	84
Total	\$ 3,942	\$ 1,283

The following table summarizes related party accounts receivable as of December 31, 2021 and 2020:

	December 31, 2021	December 31, 2020
Flying A(1)	\$ 2,412	\$ 549
Cisco Logistics	1,489	—
Carbo	591	116
Automatize	—	191
Other	23	24
Total	\$ 4,515	\$ 880

(1) The amounts above are reported net of an allowance for doubtful accounts related to Flying A, which was \$0.2 million as of December 31, 2021.

Additionally, in January and February of 2021, ProFrac LLC executed two agreements with one of ProFrac LLC's members for the sale of certain lots of equipment, in exchange for \$8.7 million in cash, an amount that approximates the net book value of the assets. Under these agreements, for any assets subsequently resold by the member, ProFrac LLC will reimburse the member for a certain percentage of the net loss, or conversely be entitled to a certain percentage of the net gain, at rates established in the agreements. As of March 31, 2022, the majority of the assets have been sold by the member, and ProFrac LLC's remaining liability of approximately \$0.2 million for assets that have not been resold has been recorded.

On February 4, 2022, THRC Holdings entered into an assignment and assumption of contract with Encantar Properties LP, one of the sellers from whom the Company purchased the Munger Ranch property, under which the related party was assigned rights under the Munger Right Agreement to \$8.1 million of the \$30.0 million in consideration related to the Munger purchase. As part of the IPO completed in May 2022, the sellers of Munger Ranch were issued 2,114,273 shares of Class A Common Stock in exchange for the \$30.0 million consideration related to the Munger Ranch purchase. The sellers of the Munger Ranch were subsequently issued 2,954 shares of Class A Common Stock as a true-up.

Description of capital stock

The authorized capital stock of ProFrac Holding Corp. consists of 600 million shares of Class A common stock, \$0.01 par value per share, of which 41,239,957 shares are issued and outstanding, 400 million shares of Class B common stock, \$0.01 par value per share, of which 101,133,201 shares are issued and outstanding and 50 million shares of preferred stock, \$0.01 par value per share, of which no shares are issued and outstanding.

The following summary of the capital stock and amended and restated certificate of incorporation and bylaws of ProFrac Holding Corp. does not purport to be complete and is qualified in its entirety by reference to the provisions of applicable law and to our amended and restated certificate of incorporation and bylaws, which are filed as exhibits to the registration statement of which this prospectus forms a part.

Class A common stock

Voting Rights. Holders of shares of Class A common stock are entitled to one vote per share held of record on all matters to be voted upon by the stockholders. The holders of Class A common stock do not have cumulative voting rights in the election of directors.

Dividend Rights. Holders of shares of our Class A common stock are entitled to ratably receive dividends when and if declared by our board of directors out of funds legally available for that purpose, subject to any statutory or contractual restrictions on the payment of dividends and to any prior rights and preferences that may be applicable to any outstanding preferred stock.

Liquidation Rights. Upon the liquidation, dissolution, distribution of assets or other winding up of ProFrac Holding Corp., the holders of Class A common stock are entitled to receive ratably the assets of ProFrac Holding Corp. available for distribution to the stockholders after payment of liabilities and the liquidation preference of any of its outstanding shares of preferred stock.

Other Matters. The shares of Class A common stock have no preemptive or conversion rights and are not subject to further calls or assessment by us. There are no redemption or sinking fund provisions applicable to the Class A common stock. All outstanding shares of our Class A common stock, including the Class A common stock offered in this offering, are fully paid and non-assessable.

Class B common stock

Generally. In connection with the Corporate Reorganization and the IPO, each ProFrac LLC Unit Holder received one share of Class B common stock for each ProFrac LLC Unit that it holds. Accordingly, each ProFrac LLC Unit Holder will have a number of votes in ProFrac Holding Corp. equal to the aggregate number of ProFrac LLC Units that it holds.

Voting Rights. Holders of shares of our Class B common stock are entitled to one vote per share held of record on all matters to be voted upon by the stockholders. Holders of shares of our Class A common stock and Class B common stock vote together as a single class on all matters presented to our stockholders for their vote or approval, except with respect to the amendment of certain provisions of our amended and restated certificate of incorporation that would alter or change the powers, preferences or special rights of the Class B common stock so as to affect them adversely, which amendments must be by a majority of the votes entitled to be cast by the holders of the shares affected by the amendment, voting as a separate class, or as otherwise required by applicable law.

Dividend Rights. Holders of our Class B common stock do not have any right to receive dividends, unless the dividend consists of shares of our Class B common stock or of rights, options, warrants or other securities

[Table of Contents](#)

convertible or exercisable into or exchangeable for shares of Class B common stock paid proportionally with respect to each outstanding share of our Class B common stock and a dividend consisting of shares of Class A common stock or of rights, options, warrants or other securities convertible or exercisable into or exchangeable for shares of Class A common stock on the same terms is simultaneously paid to the holders of Class A common stock.

Liquidation Rights. Holders of our Class B common stock do not have any right to receive a distribution upon a liquidation, dissolution, distribution of assets or other winding up of ProFrac Holding Corp.

Preferred stock

Our amended and restated certificate of incorporation authorizes our board of directors, subject to any limitations prescribed by law, without further shareholder approval, to establish and to issue from time to time one or more classes or series of preferred stock, covering up to an aggregate of 50 million shares of preferred stock. Each class or series of preferred stock will cover the number of shares and will have the powers, preferences, rights, qualifications, limitations and restrictions determined by the board of directors, which may include, among others, dividend rights, liquidation preferences, voting rights, conversion rights, preemptive rights and redemption rights. Except as provided by law or in a preferred stock designation, the holders of preferred stock will not be entitled to vote at or receive notice of any meeting of stockholders.

Anti-takeover effects of provisions of our amended and restated certificate of incorporation, our amended and restated bylaws and Delaware law

Some provisions of Delaware law, our amended and restated certificate of incorporation and our amended and restated bylaws contain provisions that could make the following transactions more difficult: acquisitions of us by means of a tender offer, a proxy contest or otherwise; or removal of our incumbent officers and directors. These provisions may also have the effect of preventing changes in our management. It is possible that these provisions could make it more difficult to accomplish or could deter transactions that stockholders may otherwise consider to be in their best interest or in our best interests, including transactions that might result in a premium over the market price for our shares.

These provisions, summarized below, are expected to discourage coercive takeover practices and inadequate takeover bids. These provisions are also designed to encourage persons seeking to acquire control of us to first negotiate with us. We believe that the benefits of increased protection and our potential ability to negotiate with the proponent of an unfriendly or unsolicited proposal to acquire or restructure us outweigh the disadvantages of discouraging these proposals because, among other things, negotiation of these proposals could result in an improvement of their terms.

Delaware law

Section 203 of the DGCL prohibits a Delaware corporation, including those whose securities are listed for trading on Nasdaq, from engaging in any business combination (as defined in Section 203) with any interested stockholder (as defined in Section 203) for a period of three years following the date that the stockholder became an interested stockholder, unless:

- the business combination or the transaction which resulted in the shareholder becoming an interested shareholder is approved by the board of directors before the date the interested shareholder attained that status;

[Table of Contents](#)

- upon consummation of the transaction that resulted in the shareholder becoming an interested shareholder, the interested shareholder owned at least 85% of the voting stock of the corporation outstanding at the time the transaction commenced; or
- on or after such time the business combination is approved by the board of directors and authorized at a meeting of shareholders by at least two-thirds of the outstanding voting stock that is not owned by the interested shareholder.

A corporation may elect not to be subject to Section 203 of the DGCL. We have elected to not be subject to the provisions of Section 203 of the DGCL.

Amended and restated certificate of incorporation and bylaws

Provisions of our amended and restated certificate of incorporation and amended and restated bylaws may delay or discourage transactions involving an actual or potential change in control or change in our management, including transactions in which stockholders might otherwise receive a premium for their shares, or transactions that our stockholders might otherwise deem to be in their best interests. Therefore, these provisions could adversely affect the price of our Class A common stock.

Among other things our amended and restated certificate of incorporation and amended and restated bylaws:

- establish advance notice procedures with regard to shareholder proposals relating to the nomination of candidates for election as directors or new business to be brought before meetings of our stockholders. These procedures provide that notice of shareholder proposals must be timely given in writing to our corporate secretary prior to the meeting at which the action is to be taken. Generally, to be timely, notice must be received at our principal executive offices not less than 90 days nor more than 120 days prior to the first anniversary date of the annual meeting for the preceding year. Our amended and restated bylaws specify the requirements as to form and content of all stockholders' notices. These requirements may preclude stockholders from bringing matters before the stockholders at an annual or special meeting;
- provide our board of directors the ability to authorize undesignated preferred stock. This ability makes it possible for our board of directors to issue, without shareholder approval, preferred stock with voting or other rights or preferences that could impede the success of any attempt to change control of us. These and other provisions may have the effect of deferring hostile takeovers or delaying changes in control or management of the Company;
- provide that until we cease to be a controlled company, the members of our board of directors designated by the parties to the Stockholders' Agreement will have a majority of the voting power of our board of directors;
- provide that the authorized number of directors may be changed only by resolution of the board of directors, subject to the terms of the Stockholders' Agreement and the rights of the holders of any series of our preferred stock to elect directors under specified circumstances;
- provide that, after we cease to be a controlled company, and subject to the terms of the Stockholders' Agreement, all vacancies, including newly created directorships, may, except as otherwise required by law or, if applicable, the rights of holders of a series of preferred stock, only be filled by the affirmative vote of a majority of directors then in office, even if less than a quorum;
- provide that, after we cease to be a controlled company, any action required or permitted to be taken by the stockholders must be effected at a duly called annual or special meeting of stockholders and may not be effected by any consent in writing in lieu of a meeting of such stockholders, subject to the rights of the holders of any series of preferred stock with respect to such series;

[Table of Contents](#)

- provide that, after we cease to be a controlled company, our amended and restated certificate of incorporation and amended and restated bylaws may be amended by the affirmative vote of the holders of at least 66 2/3% in voting power of all then outstanding common stock entitled to vote thereon, voting together as a single class;
- provide that, after we cease to be a controlled company, special meetings of our stockholders may only be called by the board of directors, the Chief Executive Officer or the Executive Chairman of the board;
- provide, after we cease to be a controlled company, for our board of directors to be divided into three classes of directors, with each class as nearly equal in number as possible, serving staggered three year terms, other than directors which may be elected by holders of preferred stock, if any. This system of electing and removing directors may tend to discourage a third party from making a tender offer or otherwise attempting to obtain control of us, because it generally makes it more difficult for stockholders to replace a majority of the directors; and
- provide that our amended and restated bylaws can be amended by the board of directors.

No cumulative voting

Under Delaware law, the right to vote cumulatively does not exist unless the certificate of incorporation specifically authorizes cumulative voting. Our amended and restated certificate of incorporation does not authorize cumulative voting. Therefore, stockholders holding a majority in voting power of the shares of our stock entitled to vote generally in the election of directors will be able to elect all our directors.

Forum selection

Our amended and restated certificate of incorporation provides that unless we consent in writing to the selection of an alternative forum, the Court of Chancery of the State of Delaware, or, if such court does not have subject matter jurisdiction thereof, the federal district court of the State of Delaware, will, to the fullest extent permitted by applicable law, be the sole and exclusive forum for:

- any derivative action, suit or proceeding brought on our behalf;
- any action, suit or proceeding asserting a claim of breach of a fiduciary duty owed by any of our current or former directors, officers, employees or stockholders to us or our stockholders;
- any action, suit or proceeding asserting a claim arising pursuant to any provision of the DGCL, our amended and restated certificate of incorporation or our bylaws (as either may be amended or restated) or as to which the DGCL confers jurisdiction on the Court of Chancery of the State of Delaware; or
- any action, suit or proceeding asserting a claim that is governed by the internal affairs doctrine;
- in each such case subject to such Court of Chancery having personal jurisdiction over the indispensable parties named as defendants therein.

Our amended and restated certificate of incorporation also provides that any person or entity purchasing or otherwise acquiring any interest in shares of our capital stock will be deemed to have notice of, and to have consented to, this forum selection provision. Although we believe these provisions will benefit us by providing increased consistency in the application of Delaware law for the specified types of actions and proceedings, the provisions may have the effect of discouraging lawsuits against our directors, officers, employees and stockholders. However, stockholders will not be deemed to have waived our compliance with the federal securities laws and the rules and regulations thereunder and the exclusive forum provision would not apply to suits brought to enforce a duty or liability created by the Securities Act or the Exchange Act.

[Table of Contents](#)

Our amended and restated certificate of incorporation also provides that the federal district courts of the United States will be the exclusive forum for any complaint asserting a cause of action under the Securities Act. Section 22 of the Securities Act creates concurrent jurisdiction for federal and state courts over all suits brought to enforce any duty or liability created by the Securities Act or the rules and regulations thereunder. Accordingly, there is uncertainty as to whether a court would enforce this forum provision providing for exclusive jurisdiction of federal district courts with respect to suits brought to enforce any duty or liability created by the Securities Act.

The enforceability of similar exclusive forum provisions in other companies' certificates of incorporation has been challenged in legal proceedings, and it is possible that, in connection with one or more actions or proceedings described above, a court could rule that this provision in our amended and restated certificate of incorporation is inapplicable or unenforceable.

Limitation of liability and indemnification matters

Our amended and restated certificate of incorporation limits the liability of our directors for monetary damages for breach of their fiduciary duty as directors, except for liability that cannot be eliminated under the DGCL. Delaware law provides that directors of a company will not be personally liable for monetary damages for breach of their fiduciary duty as directors, except to the extent such exemption from liability or limitation thereof is not permitted under the DGCL as it now exists. Our amended and restated certificate of incorporation also provides that, if the DGCL is amended to permit the limitation of liability of officers for monetary damages for breach of their fiduciary duty as officers, then, from and after the effective time of such amendment, to the fullest extent permitted by the DGCL, our officers shall not be liable for monetary damages for breach of their fiduciary duty as officers, except to the extent such exemption from liability or limitation thereof is not permitted under the DGCL.

Any amendment, repeal or modification of these provisions will be prospective only and would not affect any limitation on liability of a director for acts or omissions that occurred prior to any such amendment, repeal or modification.

Our amended and restated certificate of incorporation also provides that we will indemnify our directors and officers to the fullest extent permitted by Delaware law. Our amended and restated bylaws also permit us to purchase insurance on behalf of any officer, director, employee or other agent for any liability arising out of that person's actions as our officer, director, employee or agent, regardless of whether Delaware law would permit indemnification. We have entered into indemnification agreements with each of our current directors and officers. These agreements will require us to indemnify these individuals to the fullest extent permitted under Delaware law against liability that may arise by reason of their service to us, and to advance expenses incurred as a result of any proceeding against them as to which they could be indemnified. We believe that the limitation of liability provision that is in our amended and restated certificate of incorporation and the indemnification agreements will facilitate our ability to continue to attract and retain qualified individuals to serve as directors and officers.

Registration rights

For a description of registration rights with respect to our Class A common stock, see the information under the heading "Certain Relationships and Related Party Transactions—Founders Registration Rights Agreement."

West Munger Registration Rights Agreement

We are party to a registration rights agreement with the prior owners of West Munger (such agreement, the "West Munger Registration Rights Agreement" and such persons, the "West Munger Sellers"). Under the

[Table of Contents](#)

West Munger Registration Rights Agreement, we have agreed to file a resale shelf Registration Statement on Form S-1 that registers under the Securities Act the offer and resale of our Class A common stock owned by the West Munger Sellers or their permitted transferees under the registration rights agreement. These registration rights will be subject to certain conditions and limitations. We will generally be obligated to pay all registration expenses in connection with these registration obligations, regardless of whether a registration statement is filed or becomes effective.

Dissenters' rights of appraisal and payment

Under the DGCL, with certain exceptions, our stockholders have appraisal rights in connection with a merger or consolidation. Pursuant to the DGCL, stockholders who properly request and perfect appraisal rights in connection with such merger or consolidation will have the right to receive payment of the fair value of their shares as determined by the Delaware Court of Chancery.

Stockholders' derivative actions

Under the DGCL, any of our stockholders may bring an action in our name to procure a judgment in our favor, also known as a derivative action, provided that the stockholder bringing the action is a holder of our shares at the time of the transaction to which the action relates or such stockholder's stock thereafter devolved by operation of law.

Transfer agent and registrar

The transfer agent and registrar for our Class A common stock is American Stock Transfer & Trust Company, LLC.

Listing

Our Class A common stock is listed on Nasdaq under the symbol "PFHC."

Shares eligible for future sale

Future sales of our Class A common stock in the public market, or the availability of such shares for sale in the public market, could adversely affect the market price of our Class A common stock prevailing from time to time. As described below, only a limited number of shares will be available for sale shortly after this offering due to contractual and legal restrictions on resale. Nevertheless, sales of a substantial number of shares of our Class A common stock in the public market after such restrictions lapse, or the perception that those sales may occur, could adversely affect the prevailing market price of our Class A common stock at such time and our ability to raise equity-related capital at a time and price we deem appropriate.

Sales of restricted shares

Upon the closing of this offering, we will have outstanding an aggregate of 41,239,957 shares of Class A common stock. Of these shares, all of the 1,545,575 shares of Class A common stock to be sold in this offering, along with the 18,228,153 shares of Class A common stock sold in the IPO will be freely tradable without restriction or further registration under the Securities Act, unless the shares are held by any of our "affiliates" as such term is defined in Rule 144 under the Securities Act.

All remaining shares of Class A common stock held by the ProFrac LLC Unit Holders and other recipients of Class A common stock in the Corporate Reorganization in connection with the IPO will be deemed "restricted securities" as such term is defined under Rule 144. The restricted securities were issued and sold by us in private transactions and are eligible for public sale only if registered under the Securities Act or if they qualify for an exemption from registration under Rule 144 or Rule 701 under the Securities Act, which rules are summarized below.

Each ProFrac LLC Unit Holder, subject to certain limitations, has the right, pursuant to the Redemption Right, to cause ProFrac LLC to acquire all or a portion of its ProFrac LLC Units for shares of Class A common stock (on a one-for-one basis, subject to conversion rate adjustments for stock splits, stock dividends and reclassifications and similar transactions). See "Certain Relationships and Related Party Transactions—ProFrac LLC Agreement." The shares of Class A common stock we issue upon such redemptions would be "restricted securities" as defined in Rule 144 described below. However, upon the closing of the IPO, we entered into a registration rights agreement with certain of the ProFrac LLC Unit Holders that requires us to register under the Securities Act these shares of Class A common stock. See "Certain Relationships and Related Party Transactions—Founders Registration Rights Agreement."

As a result of the lock-up agreements entered in connection with the IPO (as described below) and the provisions of Rule 144 and Rule 701 under the Securities Act, the shares of our Class A common stock (excluding the shares sold in the IPO and the shares owned by the West Munger Sellers) that will be available for sale in the public market are as follows:

- no shares will be eligible for sale on the date of this prospectus or prior to 180 days after the date of the IPO (other than the 5,200,000 shares of our Class A common stock being purchased by THRC Holdings, the Farris and Jo Ann Wilks 2022 Family Trust and their affiliates, which will be eligible for sale when permitted under Rule 144 or Rule 701 under the Securities Act); and
- 122,570,855 shares (assuming redemption of all applicable ProFrac LLC Units) will be eligible for sale upon the expiration of the lock-up agreements, beginning 180 days after the date of the IPO when permitted under Rule 144 or Rule 701.

Lock-up agreements

All of our directors and officers and certain of the ProFrac LLC Unit Holders have agreed not to sell any Class A common stock for a period of 180 days from May 12, 2022, subject to certain exceptions and extensions. These agreements also do not relate to the 5,200,000 shares of our Class A common stock being purchased by THRC Holdings, the Farris and Jo Ann Wilks 2022 Family Trust and their affiliates, though these shares will remain subject to resale restrictions under federal securities laws. See "Underwriting" for a description of these lock-up provisions.

Rule 144

In general, under Rule 144 under the Securities Act as currently in effect, a person (or persons whose shares are aggregated) who is not deemed to have been an affiliate of ours at any time during the three months preceding a sale, and who has beneficially owned restricted securities within the meaning of Rule 144 for at least six months (including any period of consecutive ownership of preceding non-affiliated holders) would be entitled to sell those shares, subject only to the availability of current public information about us. A non-affiliated person (who has been unaffiliated for at least the past three months) who has beneficially owned restricted securities within the meaning of Rule 144 for at least one year would be entitled to sell those shares without regard to the provisions of Rule 144.

A person (or persons whose shares are aggregated) who is deemed to be an affiliate of ours and who has beneficially owned restricted securities within the meaning of Rule 144 for at least six months would be entitled to sell within any three-month period a number of shares that does not exceed the greater of one percent of the then outstanding shares of our Class A common stock or the average weekly trading volume of our Class A common stock reported through the Nasdaq during the four calendar weeks preceding the filing of notice of the sale. Such sales are also subject to certain manner of sale provisions, notice requirements and the availability of current public information about us.

Rule 701

In general, under Rule 701 under the Securities Act, once we have been subject to the public company reporting requirements of Section 13 or Section 15(d) of the Exchange Act for at least 90 days, any of our employees, directors, officers, consultants or advisors who purchases shares from us in connection with a compensatory stock or option plan or other written agreement is entitled to sell such shares in reliance on Rule 144, without having to comply with the holding period requirement of Rule 144 and, in the case of non-affiliates, without having to comply with the public information, volume limitation or notice filing provisions of Rule 144. The SEC has indicated that Rule 701 will apply to typical stock options granted by an issuer before it becomes subject to the reporting requirements of the Exchange Act, along with the shares acquired upon exercise of such options, including exercises after the date of this prospectus.

Stock issued under employee plans

We have previously filed a registration statement on Form S-8 under the Securities Act to register stock issuable under our long term incentive plan. Shares registered under such registration statement may be made available for sale in the open market, unless such shares are not yet issued or subject to vesting restrictions with us, Rule 144 restrictions applicable to our affiliates or the lock-up restrictions described above.

Material U.S. federal income tax considerations for Non-U.S. holders

The following is a summary of the material U.S. federal income tax considerations related to the ownership and disposition of our Class A common stock by a non-U.S. holder (as defined below) that holds our Class A common stock as a “capital asset” within the meaning of Section 1221 of the Internal Revenue Code of 1986, as amended (the “Code”) (generally, property held for investment). This summary is based on the provisions of the Code, U.S. Treasury regulations promulgated thereunder, administrative rulings and judicial decisions, all as in effect on the date hereof, and all of which are subject to change or differing interpretations, possibly with retroactive effect. We cannot assure you that a change in law will not significantly alter the tax considerations that we describe in this summary. We have not sought any ruling from the Internal Revenue Service (“IRS”) with respect to the statements made and the positions and conclusions described in the following summary, and there can be no assurance that the IRS or a court will agree with such statements, positions and conclusions.

This summary does not address all aspects of U.S. federal income taxation that may be relevant to non-U.S. holders in light of their personal circumstances. In addition, this summary does not address the impact of the Medicare surtax on certain net investment income, U.S. federal estate or gift tax laws, any U.S. state or local or non-U.S. tax laws or any tax treaties. This summary also does not address all U.S. federal income tax considerations that may be relevant to particular non-U.S. holders in light of their personal circumstances or that may be relevant to certain categories of investors that may be subject to special rules, such as:

- banks, insurance companies or other financial institutions;
- tax-exempt or governmental organizations;
- tax-qualified retirement plans;
- “qualified foreign pension funds” as defined in Section 897(I)(2) of the Code (or any entities all of the interests of which are held by a qualified foreign pension fund);
- dealers in securities or foreign currencies;
- persons whose functional currency is not the U.S. dollar;
- traders in securities that use the mark-to-market method of accounting for U.S. federal income tax purposes;
- “controlled foreign corporations,” “passive foreign investment companies,” and corporations that accumulate earnings to avoid U.S. federal income tax;
- entities or arrangements treated as partnerships or pass-through entities for U.S. federal income tax purposes or holders of interests therein;
- persons deemed to sell our Class A common stock under the constructive sale provisions of the Code;
- persons that acquired our Class A common stock through the exercise of employee stock options or otherwise as compensation or through a tax-qualified retirement plan;
- persons that hold our Class A common stock as part of a straddle, appreciated financial position, synthetic security, hedge, conversion transaction or other integrated investment or risk reduction transaction; and
- certain former citizens or long-term residents of the United States.

PROSPECTIVE INVESTORS SHOULD CONSULT WITH THEIR OWN TAX ADVISORS WITH RESPECT TO THE APPLICATION OF THE U.S. FEDERAL INCOME TAX LAWS (INCLUDING ANY POTENTIAL FUTURE CHANGES)

THERETO) TO THEIR PARTICULAR SITUATION, AS WELL AS ANY TAX CONSEQUENCES OF THE PURCHASE, OWNERSHIP AND DISPOSITION OF OUR CLASS A COMMON STOCK ARISING UNDER ANY OTHER TAX LAWS, INCLUDING U.S. FEDERAL ESTATE OR GIFT TAX LAWS OR UNDER THE LAWS OF ANY U.S. STATE OR LOCAL OR NON-U.S. TAXING JURISDICTION, OR UNDER ANY APPLICABLE INCOME TAX TREATY.

Non-U.S. holder defined

For purposes of this discussion, a “non-U.S. holder” is a beneficial owner of our Class A common stock that is not for U.S. federal income tax purposes a partnership or any of the following:

- an individual who is a citizen or resident of the United States;
- a corporation (or other entity treated as a corporation for U.S. federal income tax purposes) created or organized in or under the laws of the United States, any state thereof or the District of Columbia;
- an estate the income of which is subject to U.S. federal income tax regardless of its source; or
- a trust (i) the administration of which is subject to the primary supervision of a U.S. court and which has one or more “United States persons” (within the meaning of Section 7701(a)(30) of the Code) who have the authority to control all substantial decisions of the trust or (ii) which has made a valid election under applicable U.S. Treasury regulations to be treated as a United States person.

If a partnership (including an entity or arrangement treated as a partnership for U.S. federal income tax purposes) holds our Class A common stock, the tax treatment of a partner in the partnership generally will depend upon the status of the partner, the activities of the partnership and certain determinations made at the partner level. Accordingly, we urge partners in partnerships (including entities or arrangements treated as partnerships for U.S. federal income tax purposes) considering the purchase of our Class A common stock to consult with their own tax advisors regarding the U.S. federal income tax considerations of the purchase, ownership and disposition of our Class A common stock by such partnership.

Distributions

We do not expect to pay any distributions on our Class A common stock in the foreseeable future. However, in the event we do make distributions of cash or other property on our Class A common stock, such distributions will constitute dividends for U.S. federal income tax purposes to the extent paid from our current or accumulated earnings and profits, as determined under U.S. federal income tax principles. To the extent those distributions exceed our current and accumulated earnings and profits, the distributions will be treated as a non-taxable return of capital to the extent of the non-U.S. holder’s tax basis in our Class A common stock (and will reduce tax basis, but not below zero) and thereafter as capital gain from the sale or exchange of such Class A common stock. See “—Gain on Sale or Other Taxable Disposition of Class A Common Stock.” Subject to the withholding requirements under FATCA (as defined below) and with respect to effectively connected dividends, each of which is discussed below, any distribution made to a non-U.S. holder on our Class A common stock generally will be subject to U.S. withholding tax at a rate of 30% of the gross amount of the distribution unless an applicable income tax treaty provides for a lower rate. To receive the benefit of a reduced treaty rate, a non-U.S. holder must provide the applicable withholding agent with a properly executed IRS Form W-8BEN or IRS Form W-8BEN-E (or other applicable or successor form) certifying qualification for the reduced rate.

Dividends paid to a non-U.S. holder that are effectively connected with a trade or business conducted by the non-U.S. holder in the United States (and, if required by an applicable income tax treaty, are treated as attributable to a permanent establishment maintained by the non-U.S. holder in the United States) generally will be taxed on a net income basis at the rates and in the manner generally applicable to United States

persons. Such effectively connected dividends will not be subject to U.S. withholding tax if the non-U.S. holder satisfies certain certification requirements by providing the applicable withholding agent with a properly executed IRS Form W-8ECI certifying eligibility for exemption. If the non-U.S. holder is a corporation for U.S. federal income tax purposes, it may also be subject to a branch profits tax (at a 30% rate or such lower rate as specified by an applicable income tax treaty) on its effectively connected earnings and profits (as adjusted for certain items), which will include effectively connected dividends.

Gain on sale or other taxable disposition of Class A common stock

Subject to the discussion below under “—Backup Withholding and Information Reporting,” a non-U.S. holder generally will not be subject to U.S. federal income or withholding tax on any gain realized upon the sale or other taxable disposition of our Class A common stock unless:

- the non-U.S. holder is an individual who is present in the United States for a period or periods aggregating 183 days or more during the calendar year in which the sale or disposition occurs and certain other conditions are met;
- the gain is effectively connected with a trade or business conducted by the non-U.S. holder in the United States (and, if required by an applicable income tax treaty, is attributable to a permanent establishment maintained by the non-U.S. holder in the United States); or
- our Class A common stock constitutes a United States real property interest by reason of our status as a United States real property holding corporation (“USRPHC”) for U.S. federal income tax purposes and as a result such gain is treated as effectively connected with a trade or business conducted by the non-U.S. holder in the United States.

A non-U.S. holder described in the first bullet point above will be subject to U.S. federal income tax at a rate of 30% (or such lower rate as specified by an applicable income tax treaty) on the amount of such gain, which generally may be offset by U.S. source capital losses provided the non-U.S. holder has timely filed U.S. federal income tax returns with respect to such losses.

A non-U.S. holder whose gain is described in the second bullet point above or, subject to the exceptions described in the next paragraph, the third bullet point above, generally will be taxed on a net income basis at the rates and in the manner generally applicable to United States persons. If the non-U.S. holder is a corporation for U.S. federal income tax purposes whose gain is described in the second bullet point above, then such gain would also be included in its effectively connected earnings and profits (as adjusted for certain items), which may be subject to a branch profits tax (at a 30% rate or such lower rate as specified by an applicable income tax treaty).

Generally, a corporation is a USRPHC if the fair market value of its United States real property interests equals or exceeds 50% of the sum of the fair market value of its worldwide real property interests and its other assets used or held for use in a trade or business. We believe that we currently are not a USRPHC for U.S. federal income tax purposes, and we do not expect to become a USRPHC for the foreseeable future. However, in the event that we become a USRPHC, as long as our Class A common stock is or continues to be “regularly traded on an established securities market” (within the meaning of the U.S. Treasury regulations), only a non-U.S. holder that actually or constructively owns, or owned at any time during the shorter of the five-year period ending on the date of the disposition or the non-U.S. holder’s holding period for the Class A common stock, more than 5% of our Class A common stock will be treated as disposing of a United States real property interest and will be taxable on gain realized on the disposition of our Class A common stock as a result of our status as a USRPHC. If we were to become a USRPHC and our Class A common stock were not considered to be regularly traded on an

established securities market, each non-U.S. holder (regardless of the percentage of stock owned) would be treated as disposing of a United States real property interest and would be subject to U.S. federal income tax on a taxable disposition of our Class A common stock (as described in the preceding paragraph), and a 15% withholding tax would apply to the gross proceeds from such disposition.

Non-U.S. holders should consult with their own tax advisors with respect to the application of the foregoing rules to their ownership and disposition of our Class A common stock, including regarding potentially applicable income tax treaties that may provide for different rules.

Backup withholding and information reporting

Any dividends paid to a non-U.S. holder must be reported annually to the IRS and to the non-U.S. holder. Copies of these information returns may be made available to the tax authorities in the country in which the non-U.S. holder resides or is established. Payments of dividends to a non-U.S. holder generally will not be subject to backup withholding if the non-U.S. holder establishes an exemption by properly certifying its non-U.S. status on an IRS Form W-8BEN or IRS Form W-8BEN-E (or other applicable or successor form).

Payments of the proceeds from a sale or other disposition by a non-U.S. holder of our Class A common stock effected by or through a U.S. office of a broker generally will be subject to information reporting and backup withholding (at the applicable rate) unless the non-U.S. holder establishes an exemption by properly certifying its non-U.S. status on an IRS Form W-8BEN or IRS Form W-8BEN-E (or other applicable or successor form) and certain other conditions are met. Information reporting and backup withholding generally will not apply to any payment of the proceeds from a sale or other disposition of our Class A common stock effected outside the United States by a non-U.S. office of a broker. However, unless such broker has documentary evidence in its records that the non-U.S. holder is not a United States person and certain other conditions are met, or the non-U.S. holder otherwise establishes an exemption, information reporting will apply to a payment of the proceeds of the disposition of our Class A common stock effected outside the United States by such a broker if it has certain relationships within the United States.

Backup withholding is not an additional tax. Rather, the U.S. federal income tax liability (if any) of persons subject to backup withholding will be reduced by the amount of tax withheld. If backup withholding results in an overpayment of taxes, a refund may be obtained, provided that the required information is timely furnished to the IRS.

Additional withholding requirements under FATCA

Sections 1471 through 1474 of the Code, and the U.S. Treasury regulations and administrative guidance issued thereunder ("FATCA"), impose a 30% withholding tax on any dividends on our Class A common stock and, subject to the proposed U.S. Treasury regulations discussed below, on proceeds from sales or other dispositions of shares of our Class A common stock, if paid to a "foreign financial institution" or a "non-financial foreign entity" (each as defined in the Code) (including, in some cases, when such foreign financial institution or non-financial foreign entity is acting as an intermediary), unless (i) in the case of a foreign financial institution, such institution enters into an agreement with the U.S. government to withhold on certain payments and to collect and provide to the U.S. tax authorities substantial information regarding U.S. account holders of such institution (which includes certain equity and debt holders of such institution, as well as certain account holders that are non-U.S. entities with U.S. owners), (ii) in the case of a non-financial foreign entity, such entity certifies that it does not have any "substantial United States owners" (as defined in the Code) or provides the applicable withholding agent with a certification identifying the direct and indirect substantial United States owners of the entity (in either case, generally on an IRS Form W-8BEN-E), or (iii) the foreign financial institution or

[Table of Contents](#)

non-financial foreign entity otherwise qualifies for an exemption from these rules and provides appropriate documentation (such as an IRS Form W-8BEN-E). Foreign financial institutions located in jurisdictions that have an intergovernmental agreement with the United States governing these rules may be subject to different rules. Under certain circumstances, a holder might be eligible for refunds or credits of such taxes. While gross proceeds from a sale or other disposition of our Class A common stock paid after January 1, 2019 would have originally been subject to withholding under FATCA, proposed U.S. Treasury regulations provide that such payments of gross proceeds do not constitute withholdable payments. Taxpayers may generally rely on these proposed U.S. Treasury regulations until they are revoked or final U.S. Treasury regulations are issued. Non-U.S. holders are encouraged to consult with their own tax advisors regarding the effects of FATCA on an investment in our Class A common stock.

INVESTORS CONSIDERING THE PURCHASE OF OUR CLASS A COMMON STOCK SHOULD CONSULT WITH THEIR OWN TAX ADVISORS REGARDING THE APPLICATION OF THE U.S. FEDERAL INCOME TAX LAWS (INCLUDING ANY POTENTIAL FUTURE CHANGES THERETO) TO THEIR PARTICULAR SITUATIONS AND THE APPLICABILITY AND EFFECT OF ANY OTHER TAX LAWS, INCLUDING U.S. FEDERAL ESTATE AND GIFT TAX LAWS AND ANY U.S. STATE OR LOCAL OR NON-U.S. TAX LAWS, AND TAX TREATIES.

Plan of Distribution

We are registering the resale by the Selling Stockholders or its permitted transferees from time to time of up to 1,545,575 shares of our Class A common stock.

We are required to pay all fees and expenses incident to the registration of the securities to be offered and sold pursuant to this prospectus. The Selling Stockholders will bear all commissions and discounts, if any, attributable to the sale of shares of our Class A common stock.

We will not receive any of the proceeds from the sale of the Class A common stock by the Selling Stockholders. The aggregate proceeds to the Selling Stockholders will be the purchase price of the securities less any discounts and commissions borne by the Selling Stockholders.

The Selling Stockholders and any of their pledgees, assignees and successors-in-interest may, from time to time, sell any or all of their securities covered hereby on the principal trading market or any other stock exchange, market or trading facility on which the securities are traded or in private transactions. These sales may be at fixed or negotiated prices. The Selling Stockholders may use any one or more of the following methods when selling securities:

- ordinary brokerage transactions and transactions in which the broker-dealer solicits purchasers;
- block trades in which the broker-dealer will attempt to sell the securities as agent but may position and resell a portion of the block as principal to facilitate the transaction;
- purchases by a broker-dealer as principal and resale by the broker-dealer for its account;
- an exchange distribution in accordance with the rules of the applicable exchange;
- in privately negotiated transactions;
- settlement of short sales;
- in transactions through broker-dealers that agree with the Selling Stockholders to sell a specified number of such securities at a stipulated price per security;
- through the writing or settlement of options or other hedging transactions, whether through an options exchange or otherwise;
- a combination of any such methods of sale; or
- any other method permitted pursuant to applicable law.

The Selling Stockholders may also sell securities under Rule 144 or any other exemption from registration under the Securities Act, if available, rather than under this prospectus. Broker-dealers engaged by the Selling Stockholders may arrange for other brokers-dealers to participate in sales.

Broker-dealers may receive commissions or discounts from the Selling Stockholders (or, if any broker-dealer acts as agent for the purchaser of securities, from the purchaser) in amounts to be negotiated, but, except as set forth in a supplement to this prospectus, in the case of an agency transaction not in excess of a customary brokerage commission in compliance with FINRA Rule 2121; and in the case of a principal transaction a markup or markdown in compliance with FINRA Rule 2021.

In connection with the sale of the securities or interests therein, the Selling Stockholders may enter into hedging transactions with broker-dealers or other financial institutions, which may in turn engage in short sales

[Table of Contents](#)

of the securities in the course of hedging the positions they assume. The Selling Stockholders may also sell securities short and deliver these securities to close out their short positions, or loan or pledge the securities to broker-dealers that in turn may sell these securities. The Selling Stockholders may also enter into option or other transactions with broker-dealers or other financial institutions or create one or more derivative securities which require the delivery to such broker-dealer or other financial institution of securities offered by this prospectus, which securities such broker-dealer or other financial institution may resell pursuant to this prospectus (as supplemented or amended to reflect such transaction).

The Selling Stockholders and any broker-dealers or agents that are involved in selling the securities may be deemed to be "underwriters" within the meaning of the Securities Act in connection with such sales. In such event, any commissions received by such broker-dealers or agents and any profit on the resale of the securities purchased by them may be deemed to be underwriting commissions or discounts under the Securities Act. The Selling Stockholders have informed us that they do not have any written or oral agreement or understanding, directly or indirectly, with any person to distribute the securities.

We are required to pay certain fees and expenses incurred by us incident to the registration of the securities. We have agreed to indemnify the Selling Stockholders against certain losses, claims, damages and liabilities, including liabilities under the Securities Act.

We agreed to keep this prospectus effective until the earliest of (i) the date on which the securities may be resold by the Selling Stockholders without registration and without regard to any volume or manner-of-sale limitations by reason of Rule 144, without the requirement for us to be in compliance with the current public information under Rule 144 under the Securities Act or any other rule of similar effect, (ii) all of the securities have been sold pursuant to this prospectus or Rule 144 under the Securities Act or any other rule of similar effect or (iii) one year from the effective date of this registration statement. The resale securities will be sold only through registered or licensed brokers or dealers if required under applicable state securities laws. In addition, in certain states, the resale securities covered hereby may not be sold unless they have been registered or qualified for sale in the applicable state or an exemption from the registration or qualification requirement is available and is complied with.

Under applicable rules and regulations under the Exchange Act, any person engaged in the distribution of the resale securities may not simultaneously engage in market making activities with respect to our Class A common stock for the applicable restricted period, as defined in Regulation M, prior to the commencement of the distribution. In addition, the Selling Stockholders will be subject to applicable provisions of the Exchange Act and the rules and regulations thereunder, including Regulation M, which may limit the timing of purchases and sales of the Class A common stock by the Selling Stockholders or any other person. We will make copies of this prospectus available to the Selling Stockholders and have informed them of the need to deliver a copy of this prospectus to each purchaser at or prior to the time of the sale (including by compliance with Rule 172 under the Securities Act).

Legal matters

The validity of the shares of Class A common stock offered by this prospectus will be passed upon for us by Vinson & Elkins L.L.P., Houston, Texas.

Experts

The audited financial statements of ProFrac Predecessor included in this prospectus and elsewhere in the registration statement have been so included in reliance upon the report of Grant Thornton LLP, independent registered public accountants, upon the authority of said firm as experts in accounting and auditing.

The audited balance sheet of ProFrac Holding Corp. included in this prospectus and elsewhere in the registration statement has been so included in reliance upon the report of Grant Thornton LLP, independent registered public accountants, upon the authority of said firm as experts in accounting and auditing.

The audited financial statements of FTS International, Inc. included in this prospectus and elsewhere in the registration statement have been so included in reliance upon the report of Grant Thornton LLP, independent registered public accountants, upon the authority of said firm as experts in accounting and auditing.

The information appearing in this prospectus concerning estimates of our proven mineral reserves was derived from the report of John T. Boyd Company, independent mining engineers and geologists, and has been included herein on the authority of John T. Boyd Company as experts with respect to the matters covered by such report and in giving such report.

Where you can find additional information

We have filed with the SEC a registration statement on Form S-1 relating to the shares of Class A common stock offered by this prospectus. This prospectus, which constitutes a part of the registration statement, does not contain all of the information set forth in the registration statement. For further information regarding us and the shares of Class A common stock offered by this prospectus, we refer you to the full registration statement, including its exhibits and schedules, filed under the Securities Act.

The SEC maintains a website at <http://www.sec.gov> that contains reports, information statements and other information regarding issuers that file electronically with the SEC. Our registration statement, of which this prospectus constitutes a part, and the exhibits and schedules thereto can be downloaded from the SEC's website. We file with or furnish to the SEC periodic reports and other information. These reports and other information may be obtained from the SEC's website as provided above. Our website is located at www.profrac.com. We expect to make our periodic reports and other information filed with or furnished to the SEC available, free of charge, through our website, as soon as reasonably practicable after those reports and other information are electronically filed with or furnished to the SEC. Information on our website or any other website is not incorporated by reference into this prospectus and does not constitute a part of this prospectus.

We furnish or make available to our shareholders annual reports containing our audited financial statements prepared in accordance with GAAP. We also furnish or make available to our shareholders quarterly reports containing our unaudited interim financial information, including the information required by Form 10-Q, for the first three fiscal quarters of each fiscal year.

Glossary of selected terms

Blowout. An uncontrolled flow of reservoir fluids into the wellbore, and sometimes catastrophically to the surface. A blowout may consist of salt water, oil, natural gas or a mixture of these. Blowouts can occur in all types of E&P operations, not just during drilling operations. If reservoir fluids flow into another formation and do not flow to the surface, the result is called an underground blowout. If the well experiencing a blowout has significant open-hole intervals, it is possible that the well will bridge over (or seal itself with rock fragments from collapsing formations) down-hole and intervention efforts will be averted.

Completion. A generic term used to describe the assembly of down-hole tubulars and equipment required to enable safe and efficient production from an oil or gas well. The point at which the completion process begins may depend on the type and design of the well.

DGB. Dynamic gas blending engines.

Drilling rig. The machine used to drill a wellbore.

Dual Fuel Fleet. Fleets capable of operating on either diesel or natural gas.

Electric Fleet. Electric-powered fleets.

Flowback. The process of allowing fluids to flow from the well following a treatment, either in preparation for a subsequent phase of treatment or in preparation for cleanup and returning the well to production.

Frac fleet. The pumping units, truck tractors, data trucks, storage tanks, chemical additive and hydration units, blenders and other equipment necessary to perform hydraulic fracturing services, including back-up pumping unit capacity.

Frac pump. A high-pressure, high volume pump that pumps frac fluid into a formation during the hydraulic fracturing process.

Frac sand. A proppant used in the completion and re-completion of unconventional oil and natural gas wells to stimulate and maintain oil and natural gas production through the process of hydraulic fracturing.

Frac stage. A specified portion of the section of the wellbore that is being stimulated through hydraulic fracturing techniques. The average number of frac stages per horizontal well has increased dramatically as hydraulic fracturing has become standard industry practice and as the lateral lengths of horizontal wells has increased.

Horizontal drilling. A subset of the more general term "directional drilling," used where the departure of the wellbore from vertical exceeds about 80 degrees. Note that some horizontal wells are designed such that after reaching true 90-degree horizontal, the wellbore may actually start drilling upward. In such cases, the angle past 90 degrees is continued, as in 95 degrees, rather than reporting it as deviation from vertical, which would then be 85 degrees. Because a horizontal well typically penetrates a greater length of the reservoir, it can offer significant production improvement over a vertical well.

Horsepower. A unit of power equal to 550 foot-pounds per second.

Hydraulic fracturing. A stimulation treatment routinely performed on oil and gas wells in low permeability reservoirs. Specially engineered fluids are pumped at high pressure and rate into the reservoir interval to be treated, causing a vertical fracture to open. The wings of the fracture extend away from the wellbore in opposing directions according to the natural stresses within the formation. Proppant, such as grains of sand of a particular size, is mixed with the treatment fluid to keep the fracture open when the treatment is complete.

[Table of Contents](#)

Hydraulic fracturing creates high-conductivity communication with a large area of formation and bypasses any damage that may exist in the near-wellbore area.

Hydrocarbon. A naturally occurring organic compound comprising hydrogen and carbon. Hydrocarbons can be as simple as methane, but many are highly complex molecules, and can occur as gases, liquids or solids. Petroleum is a complex mixture of hydrocarbons. The most common hydrocarbons are natural gas, oil and coal.

Lateral length. The length from the point at which a wellbore enters the target zone to the terminus point of the wellbore.

Natural gas liquids. Components of natural gas that are liquid at surface in field facilities or in gas-processing plants. Natural gas liquids can be classified according to their vapor pressures as low (condensate), intermediate (natural gasoline) and high (liquefied petroleum gas) vapor pressure.

Plugging. The process of permanently closing oil and gas wells no longer capable of producing in economic quantities. Plugging work can be performed with a well servicing rig along with wireline and cementing equipment; however, this service is typically provided by companies that specialize in plugging work.

Pressure pumping. Services that include the pumping of liquids under pressure.

Proppant. Sized particles mixed with fracturing fluid to hold fractures open after a hydraulic fracturing treatment. In addition to naturally occurring sand grains, man-made or specially engineered proppants, such as resin-coated sand or high-strength ceramic materials like sintered bauxite, may also be used. Proppant materials are carefully sorted for size and sphericity to provide an efficient conduit for production of fluid from the reservoir to the wellbore.

Shale. A fine-grained, fissile, sedimentary rock formed by consolidation of clay- and silt-sized particles into thin, relatively impermeable layers.

Simul-frac. Technology to stimulate more stages across multiple wells at the same time, using a single fleet.

Stimulation. A treatment performed to restore or enhance the productivity of a well. Stimulation treatments fall into two main groups, hydraulic fracturing treatments and matrix treatments. Fracturing treatments are performed above the fracture pressure of the reservoir formation and create a highly conductive flow path between the reservoir and the wellbore. Matrix treatments are performed below the reservoir fracture pressure and generally are designed to restore the natural permeability of the reservoir following damage to the near-wellbore area. Stimulation in shale gas reservoirs typically takes the form of hydraulic fracturing treatments.

Unconventional resource. An umbrella term for oil and natural gas that is produced by means that do not meet the criteria for conventional production. What has qualified as "unconventional" at any particular time is a complex function of resource characteristics, the available E&P technologies, the economic environment, and the scale, frequency and duration of production from the resource. Perceptions of these factors inevitably change over time and often differ among users of the term. At present, the term is used in reference to oil and gas resources whose porosity, permeability, fluid trapping mechanism, or other characteristics differ from conventional sandstone and carbonate reservoirs. Coalbed methane, gas hydrates, shale gas, fractured reservoirs and tight gas sands are considered unconventional resources.

Wellbore. The physical conduit from surface into the hydrocarbon reservoir.

Well pad. The surface installation on which one or more wells are located.

Zipper frac. A hydraulic fracturing process where hydraulic fracturing operations are carried out concurrently at two or more parallel horizontal wellbores. In this process, one well holds frac pressure, while the adjacent well is stimulated through hydraulic fracturing. Hydraulic fracturing is alternated between each well, so the fracturing stages are placed opposite each other, resembling the teeth of a zipper.

Index to financial statements

ProFrac Holdings, LLC

Audited consolidated financial statements

Report of independent registered public accounting firm	F-3
Consolidated balance sheets as of December 31, 2021 and 2020	F-4
Consolidated statements of operations for the years ended December 31, 2021 and 2020	F-5
Consolidated statement of changes in equity for the years ended December 31, 2021 and 2020	F-6
Consolidated statements of cash flows for the years ended December 31, 2021 and 2020	F-7
Notes to consolidated financial statements	F-8

Unaudited interim financial statements

Unaudited consolidated balance sheets as of March 31, 2022 and 2021	F-31
Unaudited consolidated statements of operations for the three months ended March 31, 2022 and 2021	F-32
Unaudited consolidated statement of changes in equity for the three months ended March 31, 2022 and 2021	F-33
Unaudited consolidated statements of cash flows for the three months ended March 31, 2022 and 2021	F-34
Notes to unaudited interim consolidated financial statements	F-35

ProFrac Holding Corp.

Audited balance sheet

Report of independent registered public accounting firm	F-63
Balance sheet as of December 31, 2021	F-64
Notes to balance sheet	F-65
Balance sheet as of March 31, 2022	F-66
Notes to balance sheet	F-67

Unaudited pro forma financial statements

Introduction	F-71
Unaudited pro forma balance sheets as of March 31, 2022	F-74
Unaudited pro forma statements of operations for the three months ended March 31, 2022 and the year ended December 31, 2021	F-75
Notes to unaudited pro forma financial statements	F-77

FTS International, Inc.

Audited consolidated financial statements

Report of independent registered public accounting firm	F-91
---	------

Table of Contents

<u>Consolidated statements of operations for the year ended December 31, 2021 (Successor), the period from November 20, 2020 through December 31, 2020 (Successor), the period from January 1, 2020 through November 19, 2020 (Predecessor), and for the year ended December 31, 2019 (Predecessor)</u>	F-93
<u>Consolidated balance sheets as of December 31, 2021 and 2020</u>	F-94
<u>Consolidated statements of cash flows for the year ended December 31, 2021 (Successor), the period from November 20, 2020 through December 31, 2020 (Successor), the period from January 1, 2020 through November 19, 2020 (Predecessor), and for the year ended December 31, 2019 (Predecessor)</u>	F-95
<u>Consolidated statements of stockholders' equity (deficit) for the year ended December 31, 2021 (Successor), the period from November 20, 2020 through December 31, 2020 (Successor), the period from January 1, 2020 through November 19, 2020 (Predecessor), and for the year ended December 31, 2019 (Predecessor)</u>	F-96
<u>Notes to consolidated financial statements</u>	F-97

REPORT OF INDEPENDENT REGISTERED PUBLIC ACCOUNTING FIRM

Board of Directors and Owners
ProFrac Holdings, LLC

Opinion on the financial statements

We have audited the accompanying consolidated balance sheets of ProFrac Holdings, LLC (referred to as “ProFrac Predecessor” in the notes to the financial statements) and subsidiaries (the “Company”) as of December 31, 2021 and 2020, the related consolidated statements of operations, equity, and cash flows for each of the two years in the period ended December 31, 2021, and the related notes (collectively referred to as the “financial statements”). In our opinion, the consolidated financial statements present fairly, in all material respects, the financial position of the Company as of December 31, 2021 and 2020, and the results of its operations and its cash flows for each of the two years in the period ended December 31, 2021, in conformity with accounting principles generally accepted in the United States of America.

Basis for opinion

These financial statements are the responsibility of the Company’s management. Our responsibility is to express an opinion on the Company’s financial statements based on our audits. We are a public accounting firm registered with the Public Company Accounting Oversight Board (United States) (“PCAOB”) and are required to be independent with respect to the Company in accordance with U.S. federal securities laws and the applicable rules and regulations of the Securities and Exchange Commission and the PCAOB.

We conducted our audits in accordance with the standards of the PCAOB and in accordance with auditing standards generally accepted in the United States of America. Those standards require that we plan and perform the audit to obtain reasonable assurance about whether the financial statements are free of material misstatement, whether due to error or fraud. The Company is not required to have, nor were we engaged to perform, an audit of its internal control over financial reporting. As part of our audits we are required to obtain an understanding of internal control over financial reporting but not for the purpose of expressing an opinion on the effectiveness of the Company’s internal control over financial reporting. Accordingly, we express no such opinion.

Our audits included performing procedures to assess the risks of material misstatement of the financial statements, whether due to error or fraud, and performing procedures that respond to those risks. Such procedures included examining, on a test basis, evidence regarding the amounts and disclosures in the financial statements. Our audits also included evaluating the accounting principles used and significant estimates made by management, as well as evaluating the overall presentation of the financial statements. We believe that our audits provide a reasonable basis for our opinion.

/s/ GRANT THORNTON LLP

We have served as the Company’s auditor since 2018.

Dallas, Texas
March 31, 2022

ProFrac Holdings, LLC

Consolidated balance sheets

Amounts in thousands

	December 31, 2021	December 31, 2020
Assets		
Current assets:		
Cash and equivalents	\$ 5,376	\$ 2,952
Accounts receivable	161,632	72,744
Accounts receivable—related party	4,515	880
Prepaid expenses, and other current assets	6,213	6,516
Inventories	73,942	56,598
Total current assets	251,678	139,690
Property, plant, and equipment	827,865	782,249
Accumulated depreciation and depletion	(464,178)	(352,565)
Property, plant, and equipment, net	363,687	429,684
Investment in associate	—	1,260
Investments	4,244	—
Intangible assets	27,816	—
Other assets	17,145	6,643
Total assets	<u>\$ 664,570</u>	<u>\$ 577,277</u>
Liabilities and equity		
Current liabilities:		
Accounts payable	\$ 121,070	\$ 76,374
Accounts payable—related party	21,275	18,488
Accrued expenses	38,149	29,890
Other current liabilities	34,400	—
Current portion of long-term debt	31,793	15,484
Total current liabilities	246,687	140,236
Long-term debt	235,128	205,369
Long-term debt—related party	34,645	54,860
Total liabilities	516,460	400,465
Commitments and contingencies (Note 9)		
Equity	147,015	176,812
Noncontrolling interests	1,039	—
Accumulated other comprehensive loss	56	—
Total Equity	148,110	176,812
Total liabilities and equity	<u>\$ 664,570</u>	<u>\$ 577,277</u>

See accompanying notes to consolidated financial statements.

ProFrac Holdings, LLC

Consolidated statements of operations

Amounts in thousands

	Year ended December 31,	
	2021	2020
Revenues	\$ 768,353	\$ 547,679
Operating costs and expenses:		
Cost of revenues, exclusive of depreciation, depletion and amortization	570,122	432,570
Depreciation, depletion and amortization	140,687	150,662
Loss on disposal of assets, net	9,777	8,447
Selling, general, and administrative	65,592	51,014
Total operating costs and expenses	786,178	642,693
Operating loss	(17,825)	(95,014)
Other (expense) income:		
Interest expense, net	(25,788)	(23,276)
Other (expense) income	(111)	324
Loss before income tax provision	(43,724)	(117,966)
Income tax benefit (provision)	186	(582)
Net loss	\$ (43,538)	\$ (118,548)
Net loss attributable to noncontrolling interests	(1,118)	(1,143)
Net loss attributable to ProFrac Predecessor	\$ (42,420)	\$ (117,405)
Other comprehensive income (loss)	(56)	—
Comprehensive loss	\$ (42,476)	\$ (117,405)
Less: Other comprehensive income (loss) attributable to noncontrolling interests	(14)	—
Comprehensive loss attributable to ProFrac Predecessor	\$ (42,462)	\$ (117,405)

See accompanying notes to consolidated financial statements.

ProFrac Holdings, LLC
Consolidated statement of changes in equity
Amounts in thousands

	Equity	Accumulated Other Comprehensive Loss	Noncontrolling interests	Total
Balance, January 1, 2020	\$ 281,883	\$ —	\$ 2,928	\$ 284,811
Net loss	(117,405)	—	(1,143)	(118,548)
Member contribution by debt retirement	10,549	—	—	10,549
Balance, December 31, 2020	<u>\$ 175,027</u>	<u>\$ —</u>	<u>\$ 1,785</u>	<u>\$ 176,812</u>
Net loss	(42,420)	—	(1,118)	(43,538)
Member contribution by debt retirement	18,000	—	—	18,000
Purchase of noncontrolling interests	(3,592)	—	(877)	(4,469)
Currency translation adjustments	—	56	19	75
Noncontrolling interest of acquired business	—	—	1,230	1,230
Balance, December 31, 2021	<u>\$ 147,015</u>	<u>\$ 56</u>	<u>\$ 1,039</u>	<u>\$ 148,110</u>

See accompanying notes to consolidated financial statements.

ProFrac Holdings, LLC
Consolidated statements of cash flow
Amounts in thousands

	Year ended December 31,	
	2021	2020
Cash flows from operating activities:		
Net loss	\$ (43,538)	\$ (118,548)
Adjustments to reconcile net loss to cash provided by operating activities:		
Depreciation, depletion and amortization	140,687	150,662
Loss on disposal of assets	9,777	8,447
Loss on extinguishment of debt	515	—
Amortization of debt issuance costs	2,154	1,958
Bad debt expense, net of recoveries	(1,164)	2,778
Provision for inventory obsolescence	—	2,804
Changes in operating assets and liabilities:		
Accounts receivable	(89,639)	12,378
Inventories	(16,118)	(3,489)
Prepaid expenses and other assets	3,750	(1,027)
Accounts payable	31,639	(5,129)
Accrued expenses	6,162	(5,780)
Deferred revenues and other current liabilities	(283)	—
Net cash provided by operating activities	<u>43,942</u>	<u>45,054</u>
Cash flows from investing activities:		
Investment in property, plant & equipment	(87,400)	(48,037)
Cash proceeds from sale of assets	17,553	4,680
Acquisitions	(4,292)	(1,260)
Investment in preferred shares	(4,244)	—
Net cash used in investing activities	<u>(78,383)</u>	<u>(44,617)</u>
Cash flows from financing activities:		
Proceeds from issuance of long-term debt	223,730	187,622
Repayments of long-term debt	(182,402)	(201,316)
Payment of debt issuance costs	(1,979)	(1,043)
Purchase of noncontrolling interests	(577)	—
IPO Preparation costs	(1,982)	—
Other	75	(585)
Net cash provided by (used in) financing activities	<u>36,865</u>	<u>(15,322)</u>
Net increase (decrease) in cash and cash equivalents	2,424	(14,885)
Cash and cash equivalents, beginning of period	2,952	17,837
Cash and cash equivalents, ending of period	<u>\$ 5,376</u>	<u>\$ 2,952</u>
Supplemental cash flow information:		
Cash payments during the year for interest	\$ 23,544	\$ 20,952
Cash payments during the year for taxes	(212)	391
Non-cash transactions:		
Acquisition of land in exchange for other current liability	\$ 30,000	\$ —
Acquisition of non-controlling interests in exchange for other current liability	3,893	—
Retirement of long-term debt by member	18,000	10,549

See accompanying notes to consolidated financial statements.

ProFrac Holdings, LLC

Notes to the consolidated financial statements

For the year ended December 31, 2021 and 2020
(Amounts in thousands, except as noted)

1. Organization and description of business

The consolidated financial statements presented herein are those of ProFrac Holdings, LLC and its subsidiaries, which include Best Pump & Flow LP (“Best Flow”) and Alpine Silica, LLC (“Alpine”). ProFrac Holdings, LLC on a consolidated basis, is the predecessor to ProFrac Holding Corp. and is referred to herein as “ProFrac Predecessor,” “we,” “us,” “our,” or the “Company.” Prior to December 21, 2021, Dan Wilks and Farris Wilks (or entities they control) (collectively, the “Wilks”) held a controlling interest in ProFrac LLC, Best Flow and Alpine. Historical periods for ProFrac Predecessor had been presented on a consolidated and combined basis given the common control ownership by the Wilks. On December 21, 2021, all of the then-outstanding membership interests in Best Flow and Alpine were contributed to ProFrac LLC in exchange for membership interests in ProFrac LLC. Accordingly, all prior periods have been retrospectively adjusted to present the operations of ProFrac LLC, Best Flow and Alpine on a consolidated basis. The acquisitions of Best Flow and Alpine have been accounted for in a manner consistent with the pooling of interest method of accounting, as the transaction was a combination of entities under common control. Under this method of accounting, the statements of operations, equity and cash flows have been adjusted to include all activities of the commonly controlled groups for all periods in which common control existed.

ProFrac Predecessor is a vertically integrated and innovation-driven energy services company providing hydraulic fracturing, completion services and other complementary products and services to leading upstream oil and gas companies engaged in the exploration and production (“E&P”) of North American unconventional oil and natural gas resources. The operations of the ProFrac Predecessor are primarily focused in the Appalachian, East Texas/Louisiana and Permian Basins, where it has longstanding customer relationships. The ProFrac Predecessor operates in three business segments: stimulation services, manufacturing and proppant production.

2. Summary of significant accounting policies

Basis of presentation

The consolidated financial statements have been prepared in accordance with accounting principles generally accepted in the United States of America (“U.S. GAAP”) and the consolidated financial statements include the accounts of the Company and all majority-owned subsidiaries. All significant intercompany accounts and transactions have been eliminated in consolidation.

Use of estimates

The preparation of financial statements in accordance with U.S. GAAP requires management to make estimates and assumptions that affect (1) the reported amounts of assets and liabilities and (2) the reported amounts of revenue and expenses during the reporting period. We base these estimates on historical results and various other assumptions believed to be reasonable, all of which form the basis for making estimates concerning the carrying values of assets and liabilities that are not readily available from other sources. Ultimate results could differ materially from these estimates.

Concentration of credit risk

The Company's assets that are potentially exposed to concentrations of credit risk consist primarily of cash, cash equivalents, and accounts receivable. The financial institutions in which the Company transacts business are "well capitalized" under applicable federal capital adequacy guidelines, thereby reducing, but not eliminating its exposure to credit risks for deposits in excess of federally insured amounts.

The market for the Company's services and products is the oil and gas industry in the United States. Oil and gas companies make capital expenditures on exploration, development and production operations. The level of these expenditures has historically been characterized by significant volatility.

The majority of the Company's business is conducted with oil and gas E&P companies. For the year ended December 31, 2021, sales to Rockcliff Energy Management, LLC and Sabine Oil & Gas Corporation accounted for 15% and 10%, respectively, of total revenue. For the year ended December 31, 2020, sales to Rockcliff Energy Management, LLC, Alta Resources Development LLC and Sabine Oil & Gas Corporation accounted for 15%, 11% and 10%, respectively, of total revenue. The majority of these revenues were related to our Stimulation services segment.

As of December 31, 2021, receivables from Comstock Resources, Inc., Sabine Oil & Gas Corporation and Rockcliff Energy Management, LLC accounted for 13%, 11% and 10%, respectively, of total accounts receivable. As of December 31, 2020, receivables from Rockcliff Energy Management, LLC, Comstock Resources, Inc. and Blue Dome Operating, LLC accounted for 19%, 11% and 11%, respectively, of total accounts receivable. The Company does not believe this concentration of credit risk represents material risk of loss with respect to its financial position due to the credit worthiness and the nature of the receivables.

Cash and equivalents

The Company considers all highly liquid investments with an original maturity of three months or less to be cash equivalents.

Inventories

Inventories, which consist of raw materials, work in process and finished goods, are carried at the lower of cost or net realizable value. Cost represents the purchase price or production cost and includes material, labor, and manufacturing overhead. Fixed manufacturing overhead is allocated to the cost of inventory based on the normal capacity of production facilities. Unallocated overhead during periods of abnormally low production levels is recognized as cost of sales in the period in which it is incurred. Our inventory is recorded using the first-in, first-out method. We regularly review quantities on-hand and reduce the value of inventory for excess or obsolescence based primarily upon historical usage, estimated demand, and technological developments. See Note 3 for additional information related to our inventory.

Property, plant, and equipment

Property, plant, and equipment is stated at cost less accumulated depreciation, which is generally provided by using the straight-line method over the estimated useful lives of the individual assets. We manufacture our hydraulic fracturing units and the cost of this equipment, which includes direct and indirect manufacturing costs, is capitalized, and carried as construction in progress until it is completed and placed into service. Expenditures for renewals and betterments that extend the lives of our service equipment, which includes the replacement of significant components of service equipment, are capitalized and depreciated. Other repairs and maintenance costs are expensed as incurred. Mining property costs are amortized using the units-of-production method on estimated measured tons in proved reserves. The impact of revisions to reserve

[Table of Contents](#)

estimates is recognized on a prospective basis. When assets are disposed or retired, the cost and accumulated depreciation are netted against any sale proceeds, and the resulting gains or losses are included in the results of operations.

Intangible assets

We amortize intangible assets with a finite life on a straight-line basis over the period which the asset is expected to contribute to cash flows, ranging from seven years to 17 years. The components of our intangible assets generally consist of license agreements and technology. See Note 5 — Intangible assets for additional information.

Impairment of long-lived assets

Recoverability of assets to be held and used is assessed whenever events or circumstances suggest that the fair value of the underlying asset or asset group may have significantly declined. Recoverability is evaluated by comparing the carrying amount of an asset to the estimated undiscounted future cash flows expected to be generated by the asset. If the carrying amount of an asset exceeds its estimated undiscounted future cash flows, an impairment charge is recognized for the amount by which the carrying amount of the asset exceeds the fair value of the asset. During the years ended December 31, 2021 and 2020, no impairments of long-lived assets have been recorded.

Accounts receivable and allowance for doubtful accounts

Accounts receivable are recorded at invoiced amounts and generally do not bear interest. We routinely assess the financial strength of our customers and establish an allowance for doubtful accounts based upon various factors including historical collection experience, current aging status of customer accounts, current financial condition, as well as other factors. Losses are charged against the allowance when the customer accounts are determined to be uncollectible. The following table summarizes the rollforward of the allowance for doubtful accounts for the years ended December 31, 2021 and 2020:

	Year ended December 31,	
	2021	2020
Beginning balance	\$ (1,846)	\$ (316)
Bad debt expense, net of recoveries	1,164	(2,778)
Write-offs	16	1,248
Ending balance	\$ (666)	\$ (1,846)

Revenue recognition

Effective January 1, 2019, the Company adopted the requirements of Accounting Standards Update (“ASU”) No. 2014-09, Revenue from Contracts with Customers (“ASC 606”), which defines the criteria required to recognize revenue when a performance obligation is satisfied by transferring control over a product or service to a customer.

The Company’s services are sold based upon contracts with customers. The Company recognizes revenue as it satisfies performance obligations by transferring control over a service or product to a customer. Payment terms are specified in each customer agreement and are typically a specific number of days following satisfaction of the performance obligation. The following are descriptions of the principal activities of each reportable segment from which the Company generates its revenue.

[Table of Contents](#)

Stimulation services. We generate revenue through the provision of hydraulic fracturing services, which involves the injection of water, sand and chemicals under high pressure into formations to optimize hydrocarbon flow paths during the completion phase of wellbores. Our contracts with customers are short term in nature, typically less than four weeks, and have a single performance obligation, which is the contracted total stages, satisfied over time. Once a stage has been completed, a field ticket is created which includes charges for services performed and any inputs consumed during the service. The signing of the field ticket by a customer representative represents their acceptance of the service and agreement to the amounts to which the Company has the right to invoice and recognize as revenue. We believe that recognizing revenue based on actual stages completed, upon receipt of a signed field ticket, appropriately depicts how our hydraulic fracturing services are transferred to our customers over time.

Manufacturing. We generate revenue through sales of equipment used to perform oilfield services. The performance obligation is satisfied and revenues are recognized at the point-in-time that control of goods are transferred to the customer, generally upon shipment from our manufacturing facility. Payment terms are specified in each customer agreement and are typically a specific number of days following satisfaction of the performance obligation.

Proppant production. We generate revenue through the sale of frac sand to oilfield service providers and E&P companies. The performance obligation is satisfied and revenue is recognized at the point-in-time that control of the product is transferred to the customer, generally upon shipment from our facility. We charge our customers on a per-ton basis at current market prices. Payment terms are specified in each customer agreement and are typically a specific number of days following satisfaction of the performance obligation.

Taxes collected from customers and remitted to governmental authorities are accounted for on a net basis and are therefore excluded from revenues in the consolidated statements of operations.

Business Combinations

Business combinations are accounted for under the acquisition method of accounting. Under this method, the assets acquired and liabilities assumed are recognized at their respective fair values as of the date of acquisition. The excess, if any, of the acquisition price over the fair values of the assets acquired and liabilities assumed is recorded as goodwill. For significant acquisitions, we utilize third-party appraisal firms to assist us in determining the fair values for certain assets acquired and liabilities assumed. The measurement of these fair values requires us to make significant estimates and assumptions which are inherently uncertain.

Adjustments to the fair values of assets acquired and liabilities assumed are made until we obtain all relevant information regarding the facts and circumstances that existed as of the acquisition date (the "measurement period"), not to exceed one year from the date of the acquisition. We recognize measurement-period adjustments in the period in which we determine the amounts, including the effect on earnings of any amounts we would have recorded in previous periods if the accounting had been completed at the acquisition date.

See Note 8 — Investments and Acquisitions for information on acquisitions completed during the historical period.

Fair value measurements

Fair value is defined as the price that would be received from selling an asset or paid to transfer a liability in an orderly transaction between market participants at a measurement date. We apply the following fair value hierarchy, which prioritizes the inputs used to measure fair value into three levels and bases of categorization within the hierarchy upon the lowest level input that is available and significant to the fair value measurement:

- Level One: The use of quoted prices in active markets for identical assets or liabilities.

[Table of Contents](#)

- Level Two: Other than quoted prices included in Level One, inputs that are observable for the asset or liability, either directly or indirectly, for substantially the full term of the asset or liability.
- Level Three: The use of significant unobservable inputs that typically require the use of management's estimates of assumptions that market participants would use in pricing.

Our current assets and liabilities contain financial instruments, the most significant of which are trade accounts receivable and payable. We believe the carrying value of our current assets and liabilities approximate fair value. Our fair value assessment incorporates a variety of considerations, including: (i) the short-term duration of the instruments and (ii) our historical incurrence of and expectations of future bad debt expense. The book value of our floating rate debt approximates fair value because of its floating rate structure.

Retirement benefits

The Company has a defined contribution 401(k) plan (the "Plan") covering substantially all of its employees. Employees are eligible to participate in the Plan if they are 21 years of age and have completed 90 days of service. Eligible employees may defer up to 100% of their compensation or the maximum allowed by law on a pre-tax or Roth after-tax basis. The Company contributes a match equal to 100% of an employee's contribution up to 4% of his or her compensation. An additional discretionary employer contribution may be made. Employee contributions (both pre-tax and Roth) and the employer match are 100% vested immediately for all years prior to 2020. Effective January 1, 2020, the employer matching contribution vests ratably upon completion of each of the employees' first three years of service, and additional employer matching contributions thereafter vest immediately. Between April 5, 2020 and December 27, 2020, the Company suspended matching contributions as a cost-savings measure. The Company made matching contributions of \$1.5 million and \$0.6 million during the years ended December 31, 2021 and 2020, respectively. Expense associated with the Plan is charged to current operations. All obligations within the respective years have been fully funded.

Foreign Currency

We remeasure foreign currency transactions into the relevant functional currency and record the foreign currency transaction gains or losses as a component of other (expense) income in our consolidated statements of operations. We translate the financial statements of our non-U.S. dollar functional currency foreign subsidiary into U.S. dollars in consolidation and record the translation gains or losses as other comprehensive income (loss).

Profits interest grants

Class B "profits interest" units of ProFrac LLC ("Class B Units") entitle the holders to their respective percentage share of cash distributions either through ordinary course distributions or in connection with a business sale after all normal capital has been distributed.

On May 28, 2020, ProFrac LLC awarded ten Class B Units (effectively 1%) (the "Grant") to an executive. Under the terms of the award agreement, after recovery of Class A members' equity, additional returns are to be available for distribution between profits interest holders and the members in accordance with their respective residual ownership. Four of such Class B Units granted vested immediately and six Class B Units vest in equal annual installments of two Class B Units on the anniversary of the agreement date in 2021, 2022 and 2023. In connection with this offering, all such Class B Units will be forfeited.

Awards of profits interests must be evaluated as either unit-based payment arrangements or profit-sharing plans. The issuance of Class B Units was determined to be akin to a share-based payment arrangement.

[Table of Contents](#)

Accordingly, ProFrac LLC is required to estimate the value of any stock compensation as of the date of the award, and any related value is to be amortized over the vesting period. Due to the timing of the Grant issuance amid uncertainties early in the COVID-19 pandemic along with the then-depressed oil prices, the value of the vested portion of the Grant, which only becomes eligible to receive cash payouts after all Class A members' interests have been recovered, was determined to be insignificant.

Income taxes

The ProFrac Predecessor entities were organized as limited liability companies or a limited partnership and were treated as either a disregarded entity or a partnership for U.S. federal income tax purposes, whereby the ordinary business income or loss and certain deductions were passed-through and reported on the members' income tax returns. As such, the ProFrac Predecessor is not required to provide for U.S. federal income taxes and no provision for U.S. federal income tax expense or deferred tax asset or liability is reflected in the historical financial statements. Additionally, with the acquisition of EKU, the Company is subject to certain foreign taxes, which were immaterial for the year ended December 31, 2021. However, certain states subject the ProFrac Predecessor to entity-level taxation. For the years ended December 31, 2021 and 2020, state tax (benefit) expense of \$(0.2) million and \$0.6 million was recognized. For any deferred tax assets recorded, the Company will assess the available positive and negative evidence to estimate whether sufficient future taxable income will be generated to utilize the existing deferred tax assets, and will record a valuation allowance when it is more likely than not that some portion of the deferred tax assets will not be realized.

New accounting standards to be adopted

We have not yet implemented Financial Accounting Standards Board (FASB) Accounting Standards Update (ASU) No. 2016-02, Leases (Topic 842). The ASU introduces a new accounting model for leases, which requires recognition of a right-of-use asset and lease liability on the balance sheet for operating leases. Implementation is not expected to have a material impact on our results of operations, however the Company expects to be required to recognize material assets or liabilities associated with the right to use certain leased assets upon adoption. We are required to adopt Topic 842 using the effective date of January 1, 2022, using the modified retrospective method. Under this adoption method, all leases that are in effect and existence as of, and after the transition date, with a cumulative impact to retained earnings in that period. We expect that this standard will have a material effect on our financial statements. While we continue to assess all the effects of adoption, we currently believe the most significant effects relate to the recognition of new Right of Use ("ROU") assets and lease liabilities on our balance sheet and providing significant new disclosures about our leasing activities. On adoption, we currently expect to recognize additional operating liabilities of approximately \$30.0 million to \$40.0 million with corresponding ROU assets of the same amount based on the present value of the remaining minimum lease payments under current leasing standards for existing operating leases. This excludes ROU assets and operating lease liabilities acquired in the FTSI Acquisition (defined below). Additionally, the ROU asset to be recognized upon adoption will increase due to the lease commitments associated with the FTSI Sale Leaseback. See Note 11 – Subsequent Events.

We have not yet implemented FASB ASU No. 2016-13, Financial Instruments – Credit Losses. The ASU introduces a new accounting model, the Current Expected Credit Losses model (CECL), which requires recognition of credit losses and additional disclosures related to credit risk. The CECL model utilizes a lifetime expected credit loss measurement objective for the recognition of credit losses for loans and other receivables at the time the financial asset is originated or acquired. The expected credit losses are adjusted each period for changes in expected lifetime credit losses. This model replaces the multiple existing impairment models previously used under U.S. GAAP, which generally require that a loss be incurred before it is recognized. The new standard also applies to financial assets arising from revenue transactions such as contract assets and accounts receivable.

Table of Contents

Implementation is currently required for fiscal years beginning after December 15, 2022. The Company does not believe implementation will have a material impact on its financial statements.

We have not yet implemented FASB ASU No. 2019-12, Income Taxes (Topic 740) – Simplifying the Accounting for Income Taxes, which removes specific exceptions to the general principles in Topic 740 in GAAP. The new guidance also improves the application of income tax-related guidance and simplifies GAAP for franchise taxes that are partially based on income, transactions with a government that result in a step up in the tax basis of goodwill, separate financial statements of legal entities that are not subject to tax, and enacted changes in tax laws in interim periods. The new guidance will be effective for fiscal years beginning after December 15, 2021, and interim periods within fiscal years beginning after December 15, 2022; however, early adoption is permitted. The Company is currently evaluating the impact of adopting the new guidance on the consolidated financial statements.

3. Inventories

The following table summarizes the components of our inventories as of December 31, 2021 and December 31, 2020:

	December 31, 2021	December 31, 2020
Raw materials and supplies	\$ 13,911	\$ 10,492
Work in process	3,288	5,104
Finished products and parts	56,743	41,002
Total	\$ 73,942	\$ 56,598

The amounts above are reported net of an allowance for obsolete inventory, which was \$ 4.3 million and \$4.4 million as of December 31, 2021 and 2020, respectively.

4. Property, plant, and equipment

The following table summarizes the components of our property, plant, and equipment, net as of December 31, 2021 and December 31, 2020:

	December 31, 2021	December 31, 2020
Machinery and equipment	\$ 760,829	\$ 738,312
Mining property and mine development	34,809	4,809
Office equipment, software and other	5,550	4,820
Buildings and leasehold improvements	15,947	16,695
Total	817,135	764,636
Less: accumulated depreciation and depletion	(464,178)	(352,565)
Construction in progress	10,730	17,613
Property, plant, and equipment, net	\$ 363,687	\$ 429,684

Depreciation expense for the years ended December 31, 2021 and 2020 was \$ 140.7 million and \$150.7 million, respectively.

Major classifications of property, plant, and equipment and their respective useful lives are as follows:

Machinery and equipment	2 years—10 years
Office equipment, software, and other	3 years—7 years
Buildings and leasehold improvements	2 years—40 years

5. Intangible assets

The following table summarizes the components of our intangible assets at December 31, 2021 and December 31, 2020:

	December 31, 2021			December 31, 2020		
	Gross Book Value	Less: Accumulated Amortization	Net Book Value	Gross Book Value	Less: Accumulated Amortization	Net Book Value
Electric frac licenses	\$22,500	\$ —	\$22,500	\$ —	\$ —	\$ —
Acquired technology	5,905	(589)	5,316	—	—	—
Intangible assets, net	\$28,405	\$ (589)	\$27,816	\$ —	\$ —	\$ —

In June 2021, ProFrac LLC entered into an agreement with U.S. Well Services, LLC (“USWS”) to purchase three licenses to manufacture electric frac fleets (one license per fleet) using USWS CleanFleet® technology. The purchase price was \$7.5 million per license for a total of \$22.5 million. Under the terms of the agreement, ProFrac LLC has the option, but no obligation, to purchase seven additional licenses for \$7.5 million each, and ten additional licenses for \$9.0 million each thereafter.

Intangible assets are amortized over the period the Company expects the asset to generate cash flows. As such, we will amortize each electric frac license through the remaining license period, beginning when the initial fleet built under each license is placed into service, a period we estimate to be 17 years. For technology acquired during 2021, we estimated this period to be 7 years. Amortization expense related to intangible assets was \$0.6 million for the year ended December 31, 2021.

6. Indebtedness

The following table summarizes the components of our debt as of December 31, 2021 and December 31, 2020:

	December 31, 2021	December 31, 2020
ABL Credit Facility	\$ 69,000	\$ 41,000
Term Loan	171,355	137,355
First Financial loan	30,000	—
Main Street loan	—	35,000
Tractor notes	—	3,911
Best Flow Credit Facility(1)	7,101	37,303
Best Flow notes payable (1)	—	—
Best Flow Note(1)	10,827	—
Alpine Promissory Note(1)	16,717	—
Alpine Credit Facility(1)	—	21,135
Other	1,695	5,829
Total gross debt	306,695	281,533
Less: unamortized debt issuance costs	(5,129)	(5,820)
Less: current portion of long-term debt	(31,793)	(15,484)
Total long-term debt	\$ 269,773	\$ 260,229

(1) Related party debt agreements.

ABL Credit Facility

On March 14, 2018, ProFrac LLC entered into a senior secured asset-based revolving credit agreement (the “ABL Credit Facility”), with Barclays Bank PLC, as administrative agent and collateral agent (the “ABL Agent”), and the lenders party thereto. The ABL Credit Facility has a maturity date of March 14, 2023.

LIBOR borrowings under the ABL bear interest at the greater of LIBOR or 0.00%, plus a margin of 1.50% to 2.00%, depending on facility utilization. The interest rate was 2.75% as of December 31, 2021. Base rate loans are also available at our option.

The maximum availability of credit under the ABL is limited at any time to \$ 105.0 million or a borrowing base, as defined in the credit agreement. The borrowing base is calculated on percentages of eligible accounts receivable and inventory and is subject to certain reserves. If the amount available under the ABL is less than either 15.0% of our maximum availability or \$ 10.0 million, we will be required to maintain a minimum fixed charge coverage ratio of 1.0 to 1.0. Although we had availability in excess of this threshold, we were in compliance with this covenant as of December 31, 2021. If at any time borrowings and letters of credit issued under the ABL exceed the borrowing base, we will be required to repay an amount equal to such excess.

As of December 31, 2021, the borrowing base was \$ 146.2 million, therefore maximum availability under the ABL was the facility maximum of \$105.0 million. There were \$69.0 million of borrowings outstanding under the ABL, and \$ 3.1 million of letters of credit were outstanding, resulting in \$32.9 million of availability under the ABL.

The ABL Credit Facility contains certain customary representations and warranties and affirmative and negative covenants. The negative covenants include, subject to customary exceptions, limitations on indebtedness, dividends, distributions and other restricted payments, investments, acquisitions, prepayments of specified junior indebtedness, amendments of specified junior indebtedness, transactions with affiliates, dispositions, mergers and consolidations, liens, restrictive agreements, sale and leaseback transactions, changes in fiscal periods and changes in line of business. ProFrac LLC was in compliance with all covenants as of December 31, 2021.

On March 4, 2022, the ABL Credit Facility was extinguished. See Note 11 – Subsequent Events.

Term Loan

On September 7, 2018, ProFrac LLC entered into a \$ 180.0 million term loan agreement (“Term Loan”), which matures on September 15, 2023, with a group of lenders with Barclays Bank, PLC as administrative agent. Principal payments are due in quarterly installments, however due to prepayments made to date, there will be no required minimum amortization (other than excess cash flow prepayments) before termination of the Term Loan. Excess cash flow is calculated quarterly to determine any additional minimum prepayments. On June 24, 2021, ProFrac LLC and its Term Loan lenders reached an agreement to expand the facility by \$40.0 million.

The Term Loan, as amended, requires minimum excess cash flow prepayments as follows, each due approximately 55 days after period-end: \$0.0 million for the fiscal quarters ended March 31, 2021 through and including December 31, 2021, and \$ 5.0 million for the fiscal quarters ended March 31, 2022 through and including June 30, 2023.

LIBOR borrowings under the Term Loan bear interest at the greater of LIBOR or 1.25%, plus a margin of 6.25% to 8.50%, depending on the total net leverage ratio as defined under the Term Loan. The interest rate was 9.75% as of December 31, 2021.

On May 29, 2020, one of the members of ProFrac LLC purchased and simultaneously retired a portion of the Term Loan. ProFrac LLC recognized the retirement of these notes, a non-cash transaction for ProFrac LLC, as a contribution of equity and reduction of long-term debt of \$10,549, the face value of the notes retired.

[Table of Contents](#)

The Term Loan contains certain restrictive covenants, including a financial covenant which requires ProFrac LLC to maintain a total net leverage ratio, as defined in the credit agreement, of no greater than 2.25:1.00 for the fiscal quarters ended September 30, 2019 through and including March 31, 2020, 3.50:1.00 for the fiscal quarters ended June 30, 2020 through and including March 31, 2021, 3.00:1.00 for the fiscal quarter ended June 30, 2021, 2.75:1.00 for the fiscal quarter ended September 30, 2021, 2.50:1.00 for the fiscal quarter ended December 31, 2021, and 2.00:1.00 for the fiscal quarter ended March 31, 2022 and thereafter. ProFrac LLC was in compliance with all required covenants as of December 31, 2021.

The Term Loan contains certain customary representations and warranties and affirmative and negative covenants. The negative covenants include, subject to customary exceptions, limitations on indebtedness, dividends, distributions and other restricted payments, investments, acquisitions, prepayments of specified junior indebtedness, amendments of specified junior indebtedness, transactions with affiliates, dispositions, mergers and consolidations, liens, restrictive agreements, changes in fiscal periods and changes in line of business.

In February 2022, ProFrac and its Term Loan lenders entered into an agreement to amend the Term Loan. The amendment expanded the facility by \$48.0 million. See Note 11 – Subsequent Events.

On March 4, 2022, the Term Loan was extinguished. See Note 11 – Subsequent Events.

First Financial Loan

On December 22, 2021, the Company entered into a \$ 30.0 million loan agreement with First Financial Bank, N.A. (“First Financial Loan”) with a scheduled maturity date of January 1, 2024. The interest rate is LIBOR plus 3.5%, and the loan is to be repaid by equal monthly payments of principal and interest beginning in February 2022. The First Financial Loan contains certain restrictive covenants which require the Company to maintain a fixed charge coverage ratio of at least 1.00:1.00 and a maximum net leverage ratio of 3.00:1.00. The Company was in compliance with all covenants as of December 31, 2021.

Main Street Loan

On July 22, 2020, ProFrac LLC entered into a \$ 35.0 million loan agreement with First Financial Bank, N.A. which matures on July 22, 2025 (“Main Street Loan”). The interest rate is LIBOR plus 3.00%, floating daily. In August 2021, the loan agreement was amended to delete the covenants in place prior to the amendment. As amended, the Main Street Loan contains certain restrictive covenants which require ProFrac LLC to maintain a Fixed Charge Coverage Ratio of at least 1.00:1.00, and a Maximum Leverage Ratio of 3.50:1.00. Additionally, the Main Street Loan restricts the payment of distributions or dividends, other than for the payment of taxes.

In December 2021, the Main Street Loan had a balance of \$ 32.2 million. The Main Street Loan was extinguished with a cash payment of \$2.2 million and the remainder refinanced with a \$ 30.0 million loan with First Financial Bank, N.A. The Company incurred a loss on extinguishment of debt of \$0.5 million related to the extinguishment of the Main Street Loan, reflected in other (expense) income on the consolidated statements of operations.

Tractor notes

On May 9, 2018, ProFrac LLC entered into a \$ 17.5 million loan agreement with First Financial Bank, N.A. which matured on November 9, 2020 (“Tractor Note A”). The interest rate on Tractor Note A was 5.35%.

On May 9, 2018, ProFrac LLC entered into a \$ 12.5 million loan agreement with First Financial Bank, N.A. with a stated maturity date of April 9, 2021 (“Tractor Note B”). The interest rate on Tractor Note B was 5.35%. Tractor Note B was retired in January 2021.

[Table of Contents](#)

On May 3, 2019, ProFrac LLC entered into a \$5.5 million loan agreement with First Financial Bank, N.A. with a stated maturity date of November 3, 2021 (“Tractor Note C”). The interest rate on Tractor Note C was 6.10%. Tractor Note C was retired in January 2021.

Best Flow Credit Facility

On February 4, 2019, Best Flow entered into a revolving loan credit agreement (the “Best Flow Credit Facility”), with Equify Financial, LLC (“Equify Financial”) as lender. Equify Financial is a related party. The Best Flow Credit Facility provided for a revolving credit facility in an aggregate principal amount at any time outstanding up to \$9.0 million, subject to borrowing base availability. As of December 31, 2021, the Company had \$7.1 million in outstanding borrowings and \$1.9 million of remaining availability. The Best Flow Credit Facility has a maturity date of February 4, 2026.

The interest rate under the Best Flow Credit Facility is the lesser of (i) the Prime Rate (as defined in the Best Flow Credit Facility) plus the applicable margin (3.50%) and (ii) the Maximum Rate (as defined in the Best Flow Credit Facility). All accrued but unpaid interest on the outstanding principal balance is due and payable monthly on the first day of each calendar month. The Best Flow Credit Facility is secured by a first lien on substantially all of the assets of Best Flow.

The Best Flow Credit facility is subject to mandatory prepayments of the entire amount of the excess if the unpaid balance of Advances (as defined in the Best Flow Credit Facility) exceeds the borrowing base then in effect. The Best Flow Borrower can voluntarily prepay all or any portion of the Obligations (as defined in the Best Flow Credit Facility).

The Best Flow Credit Facility contains certain customary representations and warranties and affirmative and negative covenants. The negative covenants include, subject to exceptions, limitations on indebtedness, dividends, distributions and other restricted payments, investments, acquisitions, prepayments of indebtedness, transactions with affiliates, dispositions, mergers and consolidations, liens, restrictive agreements, changes in fiscal periods and changes in line of business.

The Best Flow Credit Facility contains certain customary events of default. If an event of default occurs and is continuing, the lenders may declare all loans to be immediately due and payable. Some events of default require an automatic termination of the loans and become immediately due and payable. As of December 31, 2021, we were in compliance with all of our covenants, and there were no existing defaults or events of default, related to the Best Flow Credit Facility.

On January 31, 2022, Best Flow and Equify Financial entered into an agreement to amend the Best Flow Credit Facility. See Note 11 – Subsequent Events.

On March 4, 2022, the Best Flow Credit Facility was extinguished. See Note 11 – Subsequent Events.

Best Flow notes payable

In 2021, Best Flow entered into a series of related party notes payable, the proceeds from which were used to pay down the Best Flow Credit Facility.

On January 25, 2021, Best Flow entered into a \$15.0 million loan agreement with THRC Holdings and Farris Wilks and Equify Financial as an administrative agent, who are related parties, bearing interest of 8.0%, with a maturity date of January 25, 2023. This loan agreement is unsecured and is subject to monthly excess cash flow payments (as defined in the loan agreement). This new loan agreement is unsecured and is subject to monthly excess cash flow payments (as defined in the loan agreement). This loan agreement restricts the payment of

[Table of Contents](#)

distributions or dividends, other than for the payment of taxes. All amounts outstanding under this facility together with accrued interest were contributed to ProFrac LLC in exchange for equity interests in ProFrac LLC on December 15, 2021, and such debt was canceled in connection therewith, a non-cash transaction for the Company.

On June 1, 2021, Best Flow entered into a \$3.0 million credit agreement with Wilks Brothers, who is a related party, bearing interest of 8.0%, with a maturity date of January 31, 2022. All amounts outstanding under this facility together with accrued interest were contributed to ProFrac LLC in exchange for equity interests in ProFrac LLC on December 15, 2021, and such debt was canceled in connection therewith, a non-cash transaction for the Company.

Best Flow Note

On January 28, 2021, Best Flow issued a promissory note (the "Best Flow Note"), with Equify Financial, as holder. Equify Financial is a related party. The Best Flow Note provides for a term loan in an initial aggregate principal amount equal to \$13.0 million. Proceeds from the Best Flow Note were utilized to pay down \$7.6 million of outstanding balances on the Best Flow Credit Facility and to pay down other equipment financing agreements for \$5.4 million. The Best Flow Note matures on February 1, 2026, with a fixed interest rate of 8.0%. The principal and interest are paid in equal monthly amortizing amounts through maturity. Prepaid amounts are subject to a 0.19% prepayment premium. Best Flow was in compliance with all covenants as of December 31, 2021.

On March 4, 2022, the Best Flow Note was extinguished. See Note 11 – Subsequent Events.

Alpine Credit Facility

On October 25, 2018, Alpine entered a secured revolving credit agreement with Equify Financial, with a maximum loan availability of \$25.3 million (the "Alpine Credit Facility"). Equify Financial is a related party. The maturity date under the Alpine Credit Facility was November 25, 2020. Interest is paid monthly at a fixed rate of 8.0%. The revolving credit note is secured by a lien on, and security interest in, all of the assets of Alpine. Alpine had outstanding borrowings under the revolving credit note of \$21.1 million as of December 31, 2020. The Alpine Credit Facility was refinanced with the Alpine Promissory Note in January 2021.

Alpine Promissory Note

In January 2021, Alpine entered into a \$21.4 million promissory note with Equify Financial ("Alpine Note"). Equify Financial is a related party. The Alpine Note amortizes monthly, has an interest rate of 8.0% and has a stated maturity date in February 2027. Alpine had \$16.7 in outstanding borrowings under the Alpine Note as of December 31, 2021. Alpine was in compliance with all covenants as of December 31, 2021.

On March 4, 2022, the Alpine Note was extinguished. See Note 11 – Subsequent Events.

Other indebtedness

As of December 31, 2021 and December 31, 2020, the ProFrac Predecessor had other debt agreements outstanding with unpaid principal balances of \$1.7 million and \$5.8 million, respectively. These were primarily comprised of various equipment financing agreements. As of December 31, 2021, these agreements have a weighted average interest rate of 5.7% and a weighted average remaining term of 6.1 years.

Table of Contents

The following table summarizes the principal maturity schedule for our long-term debt outstanding as of December 31, 2021:

	2022	2023	2024	2025	2026	Thereafter	Total
ABL Credit Facility(1)	\$ —	\$ —	\$ —	\$ —	\$ —	\$ 69,000	\$ 69,000
Term Loan(1)	16,875	22,500	22,500	109,480	—	—	171,355
First Financial loan	14,110	15,890	—	—	—	—	30,000
Best Flow Credit Facility(1)	—	—	—	—	—	7,101	7,101
Best Flow Note(1)	—	—	—	—	—	10,827	10,827
Alpine Promissory Note(1)	—	—	—	—	—	16,717	16,717
Other indebtedness	808	173	152	101	75	386	1,695
Total	\$ 31,793	\$ 38,563	\$ 22,652	\$ 109,581	\$ 75	\$ 104,031	\$ 306,695

- (1) Principal maturity for these facilities reflect the terms of the New ABL Credit Facility, the New Term Loan Credit Facility and the Equify Bridge Note which refinanced these facilities subsequent to December 31, 2021, however the presented amounts due at maturity in the schedule above are limited by the balances outstanding as of December 31, 2021. See Note 11 - Subsequent Events for additional detail and a schedule of the full principal repayment obligations as of March 30, 2022.

7. Related party transactions

In the normal course of business, the ProFrac Predecessor has entered into transactions with related parties where the Wilks (or entities they control) hold a controlling financial interest. During the years ended December 31, 2021 and 2020, the ProFrac Predecessor had related party transactions with the following related party entities

Automatize, LLC (“Automatize”) is a logistics company that provides for the delivery of proppants on behalf of its customers, including the ProFrac Predecessor. Amounts paid to Automatize are recorded in cost of revenues, exclusive of depreciation and depletion on our consolidated statements of operations.

Cisco Logistics, LLC (“Cisco Logistics”) is a logistics company that delivers sand and equipment on behalf of its customers, including the ProFrac Predecessor. Amounts paid to Cisco Logistics are recorded in cost of revenues, exclusive of depreciation and depletion on our consolidated statements of operations. Additionally, during 2021 the Company incurred costs associated with the refurbishment of certain equipment owned by Cisco Logistics and recorded a receivable of \$1.5 million for reimbursement of these expenditures.

Equify Risk Services, LLC (“Equify Risk”) is an insurance broker that negotiates and secures insurance policies on behalf of its customers, including the ProFrac Predecessor. Amounts paid to Equify Risk are recorded in selling, general and administrative expenses on our consolidated statements of operations.

Equify Financial, LLC (“Equify Financial”) is a finance company that provides equipment and other financing to its customers, including the ProFrac Predecessor. Amounts paid to Equify Financial are recorded in interest expenses on our consolidated statements of operations, and repayments of long-term debt on our consolidated statements of cash flows. See Note 6—Indebtedness for additional disclosures related to related party credit agreements.

Wilks Brothers, LLC (“Wilks Brothers”) is a management company which provides administrative support to various businesses within their portfolio. Wilks Brothers and certain entities under its control will at times incur expenses on behalf of the ProFrac Predecessor, billing the ProFrac Predecessor for these expenses at cost as well as certain management fees. Amounts paid to Wilks Brothers are generally recorded in selling, general and administrative expenses on our consolidated statements of operations. See Note 6—Indebtedness for additional disclosures related to related party credit agreements.

[Table of Contents](#)

Interstate Explorations, LLC ("Interstate") is an exploration and development company for which ProFrac LLC performs pressure pumping services, and from which the Company has a short-term lease for certain office space.

Flying A Pump Services, LLC ("Flying A") is an oilfield services company which provides pump down and acid services, to which ProFrac LLC rents equipment.

MC Estates, LLC and the Shops at Willow Park, LLC ("Related Lessors") own various industrial parks and office space leased by the ProFrac Predecessor. Amounts paid to Related Lessors are recorded in selling, general and administrative expenses on our consolidated statements of operations.

Wilks Construction Company, LLC ("Wilks Construction") is a construction company that has built and made renovations to several buildings for the Company. Amounts paid to Wilks Construction are recorded in capital expenditures on our consolidated statements of cash flows.

3 Twenty-Three, LLC ("3 Twenty-Three") is a payroll administrator which performs payroll services on behalf of its customers, including the ProFrac Predecessor. Amounts paid to 3 Twenty-Three are recorded in cost of revenues, exclusive of depreciation and depletion and selling, general and administrative expenses on our consolidated statements of operations.

Carbo Ceramics Inc. ("Carbo") is a provider of ceramic proppant which will at times purchase conventional proppant from the Company to act as a broker for its customers. Additionally, the Company will at times purchase manufactured proppant from Carbo for the Stimulation Services segment.

The following table summarizes expenditures with related parties for the years ended December 31, 2021 and 2020:

	Year ended	
	December 31,	
	2021	2020
Automatize	\$ 80,521	\$ 26,226
Wilks Brothers	15,480	16,622
Related Lessors	6,308	6,052
Equify Financial	2,871	2,323
3 Twenty-Three	1,033	1,148
Carbo	513	—
Cisco Logistics	509	4,181
Interstate	80	30
Equify Risk	3	1,602
Wilks Construction	—	107
Other	114	—
Total	\$ 107,432	\$ 58,291

Table of Contents

The following table summarizes related party accounts payable as of December 31, 2021 and December 31, 2020:

	December 31,	December 31,
	2021	2020
Automatize	\$ 11,198	\$ 5,633
Wilks Brothers	9,990	11,993
Wilks Construction	57	57
Carbo	10	—
Related Lessors	1	21
Cisco Logistics	—	671
Equify Financial	—	113
Other	19	—
Total	\$ 21,275	\$ 18,488

The following table summarizes revenue from related parties for the years ended December 31, 2021 and 2020:

	Year ended December 31,	
	2021	2020
Flying A	\$ 2,701	\$ 294
Carbo	1,025	193
Interstate	116	11
Wilks Brothers	65	—
Automatize	3	701
Other	32	84
Total	\$ 3,942	\$ 1,283

The following table summarizes related party accounts receivable as of December 31, 2021 and December 31, 2020:

	December 31,	December 31,
	2021	2020
Flying A(1)	\$ 2,412	\$ 549
Cisco Logistics	1,489	—
Carbo	591	116
Automatize	—	191
Other	23	24
Total	\$ 4,515	\$ 880

(1) The amounts above are reported net of a related party allowance for doubtful accounts, which was \$0.2 million as of December 31, 2021.

Additionally, In January and February of 2021, ProFrac LLC executed two agreements with one of ProFrac LLC's members for the sale of certain lots of equipment, in exchange for \$8.7 million in cash, an amount that approximates the net book value of the assets. Under these agreements, for any assets subsequently resold by the member, ProFrac LLC will reimburse the member for a certain percentage of the net loss, or conversely be entitled to a certain percentage of the net gain, at rates established in the agreements. As of December 31, 2021, the majority of the assets have been sold by the member, and ProFrac LLC's remaining liability of approximately \$0.2 million for assets that have not been resold has been recorded.

8. Investments and Acquisitions

Basin Production and Completion LLC

Between September 27 and December 23, 2021, the Company purchased Series B-1 Preferred Units of Basin Production and Completion LLC (“BPC”), a manufacturer of equipment used in hydraulic fracturing for \$4.2 million. This comprises approximately 20% of the BPC Series B Preferred Units. As of December 31, 2021, we do not exercise significant influence over this entity. As we determined this to be an equity security, we initially recorded our investment at cost, presented as “Investments” in our consolidated balance sheets as of December 31, 2021. As the Series B-1 Preferred Units do not have a readily determinable fair value, and do not qualify for the practical expedient to estimate fair value, after initial recognition we will measure our investment at cost minus any impairment. We did not identify any indicators of impairment of our investment as of December 31, 2021. The Company made additional investments in BPC and entered into a note receivable with a subsidiary of BPC subsequent to December 31, 2021. See Note 11 – Subsequent Events.

EKU

On December 22, 2020, the Company purchased a 25% stake in EKV, GmbH (“EKU”), an equipment manufacturer based in Germany, for \$1.2 million. For the year ended December 31, 2020, we accounted for this investment using the equity method as we had significant influence over EKV, and held a voting interest of 20% or greater, but less than 50%. The results of operations for EKV between December 22 and December 31, 2020 were not material, and are presented in the consolidated statements of operations in “Cost of revenues.” Investment in this associated company is presented on a one-line basis as “Investment in associate” in our consolidated balance sheets as of December 31, 2020. In January 2021, the Company obtained a controlling interest in EKV, the results of which are consolidated thereafter.

The Company obtained a 75% controlling interest in EKV in January 2021 and performed a purchase price allocation in conjunction with the consolidation of this subsidiary. We recognized net working capital of \$2.5 million, property, plant and equipment of \$0.4 million, intangible assets of \$3.5 million and debt of \$1.4 million at estimated fair value. In consolidation, we eliminated our investment in associate, recognized equity of \$3.7 million for the value of our 75% interest, and noncontrolling interest of \$1.2 million for the value of the minority shareholder positions. See Note 5 – Intangible assets for additional information related to the recognized intangible assets.

Munger Ranch

The Company entered into an agreement to acquire property in West Texas (“Munger Right Agreement”) in November 2021 for a purchase price of \$30.0 million. Under the Munger Right Agreement, the sellers were given the option to receive the consideration in cash, or in the event of an initial public offering (“IPO”) prior to November 17, 2022, in equity, at the sellers’ election. Under the equity option, in the event the Company completes an IPO, the sellers would be entitled to 1.5% of the outstanding shares of common stock immediately following the IPO. Each seller initially elected the equity option, as such this was a non-cash transaction for the Company for the year ended December 31, 2021. If the IPO does not occur prior to November 17, 2022, then the consideration in the sale will be payable in cash. Additionally, the Munger Right Agreement includes a ‘Make Whole’ provision. Under the Make Whole provision, if any seller liquidates 100% of the Class A shares they are issued prior to the one-year anniversary of the IPO, then the company will pay the difference between the IPO price of the shares disposed and the disposal price of the Class A shares. As of December 31, 2021, the liability of \$30.0 million is presented within Other Current Liabilities in our Balance Sheet. The acquired property was treated as an asset acquisition and not an acquisition of a business, and is presented within Property, plant, and equipment in our consolidated balance sheets as of December 31, 2021.

[Table of Contents](#)

Subsequent to December 31, 2021, a related party entered into a Rights Agreement with one of the sellers, under which the related party was assigned rights to \$8.1 million of the \$30.0 million in consideration related to the Munger Right Agreement. See Note 11 – Subsequent Events.

iO-TEQ, LLC

The Company acquired iO-TEQ, LLC (“iOT”) in October 2021 for \$2.2 million and performed a purchase price allocation at the acquisition date. We recognized net working capital of \$0.2 million, property, plant and equipment of \$0.1 million, intangible assets of \$2.4 million and debt of \$0.4 million at estimated fair value. See Note 5 – Intangible assets for additional information related to the recognized intangible assets.

Best Flow minority interests

In December 2021, the Company purchased a 2.302% interest in Best Flow from an investor for \$0.6 million in cash. Also in December 2021, the Company entered into an agreement with Eagleton Venture, Inc. (“Eagleton”) to purchase Eagleton’s 15.172% interest in Best Flow (“Eagleton Right Agreement”) for a purchase price of \$3.9 million. Under the Eagleton Right Agreement, in the event that the Company completes an initial public offering (“IPO”), the Company will issue Class-A shares to Eagleton with a fixed total value of \$3.9 million divided by the IPO price. If the Company has not consummated an IPO by February 15, 2022, Eagleton may elect to receive \$3.9 million in cash. As such, this was a non-cash transaction for the Company for the year ended December 31, 2021. As of December 31, 2021, this liability of \$3.9 million is presented within Other Current Liabilities in our Balance Sheet. Subsequent to December 31, 2021, Eagleton elected to receive the \$3.9 million in cash, which was paid in March 2022. See Note 11 – Subsequent Events.

9. Commitments and contingencies

Litigation

In the ordinary course of business, we are subject of, or party to a number of pending or threatened legal actions and administrative proceedings arising in the ordinary course of our business. While many of these matters involve inherent uncertainty, we believe that the amount of the liability, if any, ultimately incurred with respect to proceedings or claims will not have a material adverse effect on our consolidated financial position as a whole or on our liquidity, capital resources or future annual results of operations.

When deemed necessary, we establish reserves for certain legal proceedings. The establishment of a reserve is based on an estimation process that includes the advice of legal counsel and subjective judgment of management. While management believes these reserves to be adequate, it is reasonably possible we could incur additional losses with respect to those matters in which reserves have been established. We will continue to evaluate our litigation on a quarterly basis and will establish and adjust any litigation reserves as appropriate to reflect our assessment of the then current status of litigation. As of December 31, 2021, we have recorded an estimated liability of \$4.0 million related to a contract dispute claim with a vendor, which is included in accrued expenses in our consolidated balance sheets and in selling, general and administrative expense on our consolidated statements of operations for the year ended December 31, 2020.

[Table of Contents](#)

Lease commitments

We have non-cancelable operating lease commitments related to our corporate office, several of our field offices and manufacturing facilities. The following table summarizes the future minimum rental payments required under our operating lease arrangements as of December 31, 2021.

2022	\$ 6,401
2023	6,256
2024	5,844
2025	5,329
2026	5,196
Thereafter	16,954
Total	\$ 45,980

The table above does not include lease commitments associated with the FTSI Sale Leaseback. See Note 11 – Subsequent Events.

Rent expense under our operating lease arrangements was \$6.1 million and \$6.1 million for the years ended December 31, 2021 and 2020, respectively.

10. Segment information

Our business has three reportable segments: Stimulation Services, Manufacturing and Proppant production. Each reportable segment represents a separate business unit that operated as a standalone company prior to the reorganization of the Company in December 2021. Following the reorganization, each reportable segment continues to have distinct management and prepares discrete financial information for the segment (consistent with when each operated as a standalone business). The Wilks, who are our Chief Operating Decision Makers (“CODMs”), review the discrete segment financial information, including Adjusted EBITDA as the measure of profitability, to evaluate the performance of our segments and make resource allocation decisions.

We account for intersegment transactions as if the transactions were with third parties, that is, at estimated current market prices. For the years ended December 31, 2021 and 2020, intersegment revenues for the manufacturing segment were 90% and 97%, respectively. For the years ended December 31, 2021 and 2020, intersegment revenues for the proppant production segment were 40% and 20%, respectively.

The performance of our segments is evaluated primarily on Adjusted EBITDA. We define Adjusted EBITDA as our net income (loss), before (i) interest expense, net, (ii) income tax benefit (provision), (iii) depreciation, depletion and amortization, (iv) loss on disposal of assets, (v) loss on extinguishment of debt, (vi) bad debt expense, (vii) loss on foreign currency transactions and (viii) other unusual or non-recurring charges, such as costs related to our initial public offering, severance charges, and non-recurring supply commitment charges.

Segment information as of and for the years ended December 31, 2021 and 2020 is as follows:

	Year ended December 31,	
	2021	2020
Revenues		
Stimulation services	\$ 745,373	\$ 538,282
Manufacturing	76,360	46,222
Proppant production	27,225	10,215
Total segments	848,958	594,719
Eliminations	(80,605)	(47,040)
Total	\$ 768,353	\$ 547,679

[Table of Contents](#)

	Year ended December 31,	
	2021	2020
Cost of revenues, excluding depreciation, depletion and amortization		
Stimulation services	\$ 570,828	\$ 433,122
Manufacturing	65,849	40,424
Proppant production	14,050	6,064
Total segments	650,727	479,610
Eliminations	(80,605)	(47,040)
Total	\$ 570,122	\$ 432,570
Adjusted EBITDA		
Stimulation services	\$ 122,634	\$ 68,787
Manufacturing	1,382	1,325
Proppant production	10,672	2,685
Total segments	134,688	72,797
Eliminations	—	—
Total	\$ 134,688	\$ 72,797
Depreciation, depletion and amortization		
Stimulation services	\$ 128,004	\$ 138,122
Manufacturing	3,788	2,796
Proppant production	8,895	9,744
Total	\$ 140,687	\$ 150,662
Capital expenditures		
Stimulation services	\$ 82,545	\$ 46,371
Manufacturing	3,500	1,661
Proppant production	1,355	5
Total	\$ 87,400	\$ 48,037
Total assets		
Stimulation services	\$ 545,047	\$ 452,729
Manufacturing	77,968	64,769
Proppant production	100,294	73,918
Total segment assets	723,309	591,416
Eliminations	(58,739)	(14,139)
Total	\$ 664,570	\$ 577,277

Table of Contents

The following table sets forth the reconciliation of Segment Adjusted EBITDA to net loss in our consolidated statements of operations:

	2021	2020
Stimulation services—Adjusted EBITDA	\$ 122,634	\$ 68,787
Manufacturing—Adjusted EBITDA	1,382	1,325
Proppant production—Adjusted EBITDA	10,672	2,685
Total	<u>\$ 134,688</u>	<u>\$ 72,797</u>
Interest expense, net	(25,788)	(23,276)
Income tax benefit (provision)	186	(582)
Depreciation, depletion and amortization	(140,687)	(150,662)
Loss on disposal of assets, net	(9,777)	(8,447)
Loss on extinguishment of debt	(515)	—
Bad debt expense, net of recoveries	1,164	(2,778)
Loss on foreign currency transactions	(249)	—
Reorganization costs	(2,060)	—
Severance charges	(500)	—
Supply commitment charges	—	(5,600)
Net loss	<u>\$ (43,538)</u>	<u>\$ (118,548)</u>

11. Subsequent events

The ProFrac Predecessor has evaluated events subsequent to December 31, 2021 through March 31, 2022, the date these financial statements were made available to be issued, and report the following events:

- On January 31, 2022, Best Flow and Equify Financial entered into an agreement to amend the Best Flow Credit Facility to increase the facility by \$6.0 million to \$15.0 million. This amendment triggered a Term Loan covenant violation which restricted additional borrowings, but a waiver was received. This facility was extinguished on March 4, 2022.
- On February 16, 2022, Eagleton elected to receive in cash the \$3.9 million deferred purchase price consideration related to the Company's purchase of its noncontrolling interest in Best Flow. This obligation was paid March 2, 2022.
- On February 9, 2022, the Company entered into an agreement to purchase all the series A-1 & B-1 preferred units of BPC for \$46.0 million ("Basin Units Acquisition"), consisting of \$40.0 million to BPC for series A-1 & B-1 preferred units and \$6.0 million to selling holders of BPC series B-1 preferred units. The Company had an investment of \$4.4 million in BPC as of December 31, 2021.
- In February 2022, ProFrac and its Term Loan lenders entered into an agreement to amend the Term Loan. The amendment expanded the facility by \$48.0 million, the Term Loan lenders consented to the Basin Units Acquisition funded by the additional proceeds from the Term Loan, and the Term Loan lenders waived certain covenant violations that occurred in early 2022. There were no further covenant violations between this amendment and the extinguishment of the Term Loan on March 4, 2022.
- On February 2, 2022, ProFrac entered into an agreement with Flotek pursuant to which Flotek will provide full downhole chemistry solutions for a minimum of ten hydraulic fleets or 33% of our Pre-Acquisition Fleets for three years starting on April 1, 2022, at a price of cost plus 7.0% ("Flotek Supply Agreement"). In

[Table of Contents](#)

exchange for entry into the Flotek Supply Agreement, we received \$ 10.0 million in initial principal amount of notes that are convertible into Flotek common stock and acquired an additional \$10.0 million in principal amount of such notes in a related private offering transaction. On February 16, 2022, the Flotek Supply Agreement was amended to increase the term to ten years and increase the scope to 30 fleets. In exchange, Flotek agreed to issue us \$ 50.0 million in initial principal amount of notes that will be convertible into Flotek common stock. The Flotek Supply Agreement Amendment includes a minimum annual volume commitment whereby we will be obligated to pay Flotek liquidated damages equal to 25% of the shortfall for such year, should we fail to meet the minimum purchase amount. The notes issued to ProFrac accrue paid-in-kind interest at a rate of 10% per annum, have a maturity of one year, and convert into common stock of Flotek (a) at the holder's option at any time prior to maturity, at a price of \$1.088125 per share, (b) at Flotek's option, if the volume-weighted average trading price of Flotek's common stock equals or exceeds \$2.50 for 20 trading days during a 30 consecutive trading day period, or (c) at maturity, at a price of \$0.8705 (the "Convertible Notes").

- f) On February 4, 2022, a related party entered into a Rights Agreement with Encantor Properties LP, one of the sellers from whom the Company purchased the Munger Ranch property, under which the related party was assigned rights to \$8.1 million of the \$30.0 million in consideration related to the Munger purchase.
- g) On February 14, 2022, the Company issued an unsecured promissory note to FHE USA, LLC, a subsidiary of BPC in an aggregate principal amount of \$1.3 million. The note accrues PIK interest quarterly at a rate of 5.0% per annum and has a stated maturity date of February 14, 2027.
- h) On March 4, 2022, the Company entered into a senior secured term loan credit agreement ("New Term Loan Credit Facility"), with Piper Sandler Finance LLC, as administrative agent and collateral agent, and the lenders party thereto. The New Term Loan Credit Facility provides for a term loan in an aggregate principal amount of \$450.0 million. The New Term Loan Credit Facility has a maturity date of March 4, 2025. Borrowings under the New Term Loan Credit Facility bear interest at the greater of Adjusted Term SOFR or 1.0%, plus a margin of 6.50% to 8.00% (8.50% until October 1, 2022), depending on the total net leverage ratio as defined under the New Term Loan Credit Facility. The interest rate was 9.5% as of the date of funding.
- i) On March 4, 2022, the Company entered into a senior secured asset-based revolving credit agreement (the "New ABL Credit Facility"), with JPMorgan Chase Bank N.A., as administrative agent and collateral agent, and the lenders party thereto. The New ABL Credit Facility provides for an asset-based revolving credit facility, originally in the amount of up to \$100.0 million, subject to borrowing base availability, and has a maturity date of March 4, 2027. The interest rate was 4.0% as of the date of funding. As of March 30, 2022, the borrowing base is estimated to be \$58.9 million, therefore maximum availability under the New ABL Credit Facility is the facility maximum of \$100.0 million. There were \$70.7 million of borrowings outstanding and \$9.2 million of letters of credit outstanding, resulting in approximately \$20.1 million of availability under the New ABL Credit Facility.
- j) On March 4, 2022, the Company entered into a \$45.8 million subordinated promissory note with Equify Financial ("Equify Bridge Loan"). The Equify Bridge loan accrues interest at a rate of 1.00% and matures in March 2027.
- k) On March 4, 2022, the Company entered into a \$22.0 million subordinated promissory note with THRC Holdings, L.P., a related party ("Backstop Note"). The Backstop Note accrues interest at a rate of 1.74% and matures in March 2027.
- l) On March 4, 2022, the Company entered into a \$22.0 million subordinated promissory note with THRC Holdings, L.P. ("THRC Holdings"), a related party ("Closing Date Note"). The Closing Date Note accrues interest at a rate of 1.74% and matures in March 2027.

Table of Contents

The following table summarizes the principal maturity schedule for our long-term debt outstanding as of March 30, 2022:

	2022	2023	2024	2025	2026	Thereafter
New ABL Credit Facility	\$ —	\$ —	\$ —	\$ —	\$ —	\$ 70,706
New Term Loan Credit Facility	16,875	22,500	22,500	388,125	—	—
First Financial loan	11,627	15,890	—	—	—	—
Equify Bridge Loan	—	—	—	—	—	45,800
Backstop Note	—	—	—	—	—	22,000
Closing Date Note	—	—	—	—	—	22,000
Other indebtedness	136	173	152	101	75	386
Total	\$ 28,638	\$ 38,563	\$ 22,652	\$ 388,226	\$ 75	\$ 160,892

- m) On March 4, 2022 the Company extinguished the Term Loan, ABL Credit Facility, Best Flow Credit Facility, Best Flow Note and Alpine Promissory Note. All were refinanced by the New ABL Credit Facility, New Term Loan Credit Facility and Equify Bridge Loan, and as such the extinguishments were non-cash transactions for the Company. The Company recognized a loss on extinguishment of debt of \$.3 million associated with these extinguishments.
- n) On March 4, 2022, the Company acquired the outstanding stock of FTS International, Inc. (“FTSI”) for a purchase price of \$407.5 million, consisting of cash consideration of \$334.6 million, and certain equity interests of \$72.9 million (the “FTSI Acquisition”).

We will account for the acquisition of FTSI using the acquisition method of accounting. We use our best estimates and assumptions to assign fair value to the tangible and intangible assets expected to be acquired and liabilities expected to be assumed at the acquisition date. The Company is still evaluating the purchase price allocation and the initial accounting for the business combination. Neither were completed prior to March 31, 2022, the date these financial statements were made available to be issued. The determination and preliminary allocation of the purchase consideration are subject to change during the measurement period (up to one year from the date the acquisition closes) as we finalize the valuations of the net tangible and intangible assets acquired and liabilities assumed. The estimated purchase price allocation is not necessarily indicative of or intended to represent the results that would have been achieved had the FTSI Acquisition been consummated as of the dates indicated or that may be achieved in the future.

[Table of Contents](#)

The Company has performed a preliminary valuation analysis of the fair market value of FTSI's assets and liabilities. The following table summarizes the allocation of the preliminary purchase price as of December 31, 2021 (in thousands):

Assets acquired:	
Cash and cash equivalents	\$ 85,149
Accounts receivable	67,303
Prepaid expense and other assets	4,238
Inventories	38,540
Property, plant and equipment	284,108
Goodwill and intangible assets	36,500
Other assets	1,473
Total assets acquired	517,311
Liabilities assumed:	
Accounts payable	70,591
Accrued expenses	37,932
Other current liabilities	309
Other non-current liabilities	979
Total liabilities assumed	109,811
Net assets acquired	\$ 407,500

The final purchase price allocation will be determined when the Company has completed the detailed valuations and necessary calculations. The final allocation could differ materially from the preliminary allocation used in the pro forma adjustments. The final allocation may include (i) changes in the fair value of property, plant and equipment, (ii) changes to intangible assets and goodwill and (iii) other changes to assets and liabilities.

- o) In connection with the completion of the FTSI Acquisition, FTSI conveyed to Wilks Development, LLC, an affiliate of ProFrac LLC, substantially all of FTSI's owned real property consisting primarily of FTSI's manufacturing facilities in exchange for net cash consideration of \$44.4 million. The Company leased such real property from Wilks Development, LLC in exchange for aggregate lease payments of \$51.6 million through March 2032 (the "FTSI Sale Leaseback").

ProFrac Holdings, LLC
Consolidated balance sheets
(Unaudited)

(In thousands)	March 31, 2022	December 31, 2021
Assets		
Current assets:		
Cash and cash equivalents	\$ 28,654	\$ 5,376
Accounts receivable, net	298,870	161,632
Accounts receivable—related party	3,396	4,515
Prepaid expenses, and other current assets	18,726	6,213
Inventories	139,143	73,942
Total current assets	488,789	251,678
Property, plant, and equipment	1,126,602	827,865
Accumulated depreciation and depletion	(506,831)	(464,178)
Property, plant, and equipment, net	619,771	363,687
Operating lease right-of-use assets	79,049	—
Investments	78,296	4,244
Intangible assets	28,681	27,816
Other assets	19,302	17,145
Total assets	<u>\$ 1,313,888</u>	<u>\$ 664,570</u>
Liabilities and equity		
Current liabilities:		
Accounts payable	\$ 216,054	\$ 121,070
Accounts payable—related party	19,553	21,275
Current portion of operating lease liabilities	8,371	—
Accrued expenses	90,079	38,149
Other current liabilities	36,123	34,400
Current portion of long-term debt	47,620	31,793
Total current liabilities	417,800	246,687
Long-term debt	488,204	235,128
Long-term debt—related party	89,800	34,645
Operating lease liabilities	70,815	—
Other liabilities	902	—
Total liabilities	1,067,521	516,460
Commitments and contingencies (Note 13)		
Equity	244,992	147,015
Noncontrolling interests	1,421	1,039
Accumulated other comprehensive (loss) income	(46)	56
Total equity	<u>246,367</u>	<u>148,110</u>
Total liabilities and equity	<u>\$ 1,313,888</u>	<u>\$ 664,570</u>

The accompanying notes are an integral part of these consolidated financial statements.

ProFrac Holdings, LLC

Consolidated statements of operations

(Unaudited)

(In thousands)	Three months ended March 31,	
	2022	2021
Revenues	\$ 344,980	\$ 149,586
Operating costs and expenses:		
Cost of revenues, exclusive of depreciation, depletion and amortization	232,599	118,306
Depreciation, depletion and amortization	44,216	35,461
(Gain) loss on disposal of assets, net	(154)	2,207
Selling, general, and administrative	34,127	13,778
Total operating costs and expenses	310,788	169,752
Operating income (loss)	34,192	(20,166)
Other (expense) income:		
Interest expense, net	(9,272)	(6,035)
Loss on extinguishment of debt	(8,273)	—
Other income	8,231	187
Income (loss) before income tax provision	24,878	(26,014)
Income tax benefit (provision) benefit	(752)	25
Net income (loss)	\$ 24,126	(25,989)
Net income attributable to noncontrolling interests	(416)	(9)
Net income (loss) attributable to ProFrac Holdings, LLC	\$ 23,710	(25,998)
Other comprehensive (loss) income	(136)	6
Comprehensive income (loss)	\$ 23,574	\$ (25,992)
Less: Other comprehensive (loss) income attributable to noncontrolling interests	(34)	2
Comprehensive income (loss) attributable to ProFrac Holdings, LLC	\$ 23,608	\$ (25,994)

The accompanying notes are an integral part of these consolidated financial statements.

ProFrac Holdings, LLC

Consolidated statements of changes in equity

(Unaudited)

Amounts in thousands

	Equity	Accumulated Other Comprehensive Income (Loss)	Noncontrolling interests	Total
Balance, January 1, 2022	\$147,015	\$ 56	\$ 1,039	\$148,110
Net income	23,710	—	416	24,126
Member contributions	5,000	—	—	5,000
Deemed distribution	(3,664)	—	—	(3,664)
THRC related equity	72,931	—	—	72,931
Currency translation adjustments	—	(102)	(34)	(136)
Balance, March 31, 2022	\$244,992	\$ (46)	\$ 1,421	\$246,367

	Equity	Accumulated Other Comprehensive Income (Loss)	Noncontrolling interests	Total
Balance, January 1, 2021	\$175,027	\$ —	\$ 1,785	\$176,812
Net (loss) income	(25,998)	—	9	(25,989)
Currency translation adjustments	—	6	—	6
Noncontrolling interest of acquired business	—	—	1,228	1,228
Balance, March 31, 2021	\$149,029	\$ 6	\$ 3,022	\$152,057

The accompanying notes are an integral part of these consolidated financial statements.

ProFrac Holdings, LLC
Consolidated statements of cash flow
(Unaudited)

(In thousands)	Three Months Ended March 31,	
	2022	2021
Cash flows from operating activities:		
Net income (loss)	\$ 24,126	\$(25,989)
Adjustments to reconcile net loss to cash provided by operating activities:		
Depreciation, depletion and amortization	44,216	35,461
(Gain) loss on disposal of assets, net	(154)	2,207
Non-cash loss on extinguishment of debt	4,284	—
Amortization of debt issuance costs	1,371	536
Bad debt expense, net of recoveries	5	30
Non-cash investment income	(8,100)	—
Changes in operating assets and liabilities:		
Accounts receivable	(46,856)	(8,976)
Inventories	(22,857)	(6,504)
Prepaid expenses and other assets	(9,903)	(829)
Accounts payable	29,824	11,243
Accrued expenses	22,622	9,240
Deferred revenues and other current liabilities	5,146	(109)
Net cash provided by operating activities	<u>43,724</u>	<u>16,310</u>
Cash flows from investing activities:		
Investment in property, plant & equipment	(41,492)	(17,357)
Cash proceeds from sale of assets	45,622	16,730
Acquisitions, net of cash acquired	(278,990)	(2,303)
Investment in preferred shares of BPC	(45,952)	—
Investments	(13,893)	—
Net cash used in investing activities	<u>(334,705)</u>	<u>(2,930)</u>
Cash flows from financing activities:		
Proceeds from issuance of long-term debt	658,266	6,817
Repayments of long-term debt	(324,034)	(13,437)
Payment of debt issuance costs	(22,913)	—
Member contribution	5,000	—
Other	—	6
Net cash provided by (used in) financing activities	<u>316,319</u>	<u>(6,614)</u>
Net increase in cash, cash equivalents, and restricted cash	25,338	6,766
Cash, cash equivalents, and restricted cash beginning of period	5,376	2,952
Cash, cash equivalents, and restricted cash end of period	<u>\$ 30,714</u>	<u>\$ 9,718</u>
Supplemental cash flow information:		
Cash payments for interest	\$ 6,637	\$ 6,320
Cash payments for taxes	—	—
Non-cash investing and financing activities:		
Capital expenditures included in accounts payable	\$ 25,418	\$ 7,837
Operating lease liabilities incurred from obtaining right-of-use-assets	44,959	—

The accompanying notes are an integral part of these consolidated financial statements.

ProFrac Holdings, LLC

Notes to the consolidated financial statements

For the three months ended March 31, 2022 and 2021

(Amounts in thousands, except as noted)

(Unaudited)

1. Organization and description of business

The unaudited consolidated financial statements presented herein are those of ProFrac Holdings, LLC (“ProFrac LLC”) and its subsidiaries, which include Best Pump & Flow LP (“Best Flow”) and Alpine Silica, LLC (“Alpine”). ProFrac Holdings, LLC, on a consolidated basis, is the predecessor to ProFrac Holding Corp. and is referred to herein as “ProFrac Predecessor,” “we,” “us,” “our,” or the “Company.” Prior to December 21, 2021, Dan Wilks and Farris Wilks (or entities they control) (collectively, the “Wilks”) held a controlling interest in each of ProFrac LLC, Best Flow and Alpine. Historical periods for ProFrac Predecessor had been presented on a consolidated and combined basis given the common control ownership by the Wilks. On December 21, 2021, all of the then-outstanding membership interests in Best Flow and Alpine were contributed to ProFrac LLC in exchange for membership interests in ProFrac LLC. Accordingly, the results for the three months ended March 31, 2021 have been retrospectively adjusted to present the operations of ProFrac LLC, Best Flow and Alpine on a combined basis. The acquisitions of Best Flow and Alpine have been accounted for in a manner consistent with the pooling of interest method of accounting, as the transaction was a combination of entities under common control. Under this method of accounting, the statements of operations, equity and cash flows have been adjusted to include all activities of the commonly controlled groups for all periods in which common control existed.

ProFrac Predecessor is a vertically integrated and innovation-driven energy services company providing hydraulic fracturing, completion services and other complementary products and services to leading upstream oil and gas companies engaged in the exploration and production (“E&P”) of North American unconventional oil and natural gas resources. The ProFrac Predecessor operates in three business segments: stimulation services, manufacturing and proppant production.

ProFrac Holding Corp. was incorporated as a Delaware corporation August 17, 2021, to become a holding corporation for ProFrac Holdings, LLC and its subsidiaries upon completion of a corporate reorganization in conjunction with a planned initial public offering (“IPO”). On May 12, 2022, ProFrac Holding Corp. completed its IPO of 16,000,000 shares of its Class A common stock, par value \$ 0.01 per share (the “Class A Common Stock”) at a public offering price of \$18.00 per share. On June 6, 2022, an over-allotment option was exercised resulting in an additional 2,228,153 shares of Class A Common Stock being priced at \$ 18.00 per share. The IPO and exercise of the over-allotment option generated combined net proceeds of \$303.9 million, after deducting underwriter discounts and commissions and estimated offering costs. The Company used \$72.9 million of the net proceeds to redeem the membership ownership interests from the then-existing owners of THRC FTSI Related Equity (as described in Note 11 – Acquisitions and Investments) and contributed the remaining proceeds to ProFrac Holdings, LLC. The Company used the remaining proceeds (i) to pay down \$143.8 million of the outstanding borrowings under the New Term Loan Credit Facility (as defined herein) (ii) to fully pay the \$22.0 million of the outstanding borrowings of The Back Stop Note (as defined herein) (iii) pay down \$22.0 million of the outstanding borrowings of the Closing Date Note (as defined herein) (iv) to pay down \$20.8 million of the outstanding borrowings of the Equify Bridge Note (as defined herein) and (v) with the remaining proceeds to be used for general corporate uses and additional repayment of debt.

2. Summary of significant accounting policies

Basis of presentation

The unaudited consolidated financial statements have been prepared in accordance with accounting principles generally accepted in the United States of America (“GAAP”) for interim financial reporting and pursuant to the rules and regulations of the SEC. Accordingly, they do not include all of the information and footnotes required by generally accepted accounting principles for complete financial statements. These consolidated financial statements should be read in conjunction with the audited consolidated financial statements and notes thereto for the year ended December 31, 2021 included within the Company’s final prospectus filed with the SEC on May 16, 2022, pursuant to Rule 424(b) under the Securities Act. The consolidated financial statements include the accounts of the Company and all majority-owned subsidiaries. All significant intercompany accounts and transactions have been eliminated in consolidation. In our opinion, all adjustments considered necessary for a fair statement have been included in the accompanying unaudited financial statements. Operating results for the three-months ended March 31, 2022, are not necessarily indicative of the results that may be expected for the full year ending December 31, 2022. The December 31, 2021, balance sheet information has been derived from the 2021 audited financial statements.

Use of estimates

The preparation of financial statements in accordance with GAAP requires management to make estimates and assumptions that affect (1) the reported amounts of assets and liabilities and (2) the reported amounts of revenue and expenses during the reporting period. We base these estimates on historical results and various other assumptions believed to be reasonable, all of which form the basis for making estimates concerning the carrying values of assets and liabilities that are not readily available from other sources. It is at least reasonably possible these estimates could be revised in the near term, and these revisions could be material.

Leases

The Company determines if an arrangement is a lease at inception of the arrangement. To the extent that we determine an arrangement represents a lease, we classify that lease as an operating lease or a finance lease. We capitalize operating and finance leases on our consolidated balance sheets through a right-of-use (“ROU”) asset and a corresponding lease liability. ROU assets represent our right to use an underlying asset for the lease term, and lease liabilities represent our obligation to make lease payments arising from the lease. See Note 9 – Leases for additional information.

Operating and finance lease ROU assets and liabilities are recognized at the commencement date of the lease based on the present value of lease payments over the lease term. Lease expense for operating leases is recognized on a straight-line basis over the lease term.

Revenue recognition

The Company’s products and services are sold based upon contracts with customers. The Company recognizes revenue as it satisfies performance obligations by transferring control over a service or product to a customer. Payment terms are specified in each customer agreement and are typically a specific number of days following satisfaction of the performance obligation. The following are descriptions of the principal activities of each reportable segment from which the Company generates its revenue.

Stimulation services. We generate revenue through the provision of hydraulic fracturing services, which involves the injection of water, sand and chemicals under high pressure into formations to optimize

[Table of Contents](#)

hydrocarbon flow paths during the completion phase of wellbores. Our contracts with customers are short term in nature, typically less than four weeks, and have a single performance obligation, which is the contracted total stages, satisfied over time. Once a stage has been completed, a field ticket is created which includes charges for services performed and any inputs consumed during the service. The signing of the field ticket by a customer representative represents their acceptance of the service and agreement to the amounts to which the Company has the right to invoice and recognize as revenue. We believe that recognizing revenue based on actual stages completed, upon receipt of a signed field ticket, appropriately depicts how our hydraulic fracturing services are transferred to our customers over time.

Manufacturing. We generate revenue through sales of equipment used to perform oilfield services. The performance obligation is satisfied and revenues are recognized at the point-in-time that control of goods are transferred to the customer, generally upon shipment from our manufacturing facility. Payment terms are specified in each customer agreement and are typically a specific number of days following satisfaction of the performance obligation.

Proppant production. We generate revenue through the sale of frac sand to oilfield service providers and E&P companies. The performance obligation is satisfied and revenue is recognized at the point-in-time that control of the product is transferred to the customer, generally upon shipment from our facility. We charge our customers on a per-ton basis at current market prices. Payment terms are specified in each customer agreement and are typically a specific number of days following satisfaction of the performance obligation.

Taxes collected from customers and remitted to governmental authorities are accounted for on a net basis and are therefore excluded from revenues in the consolidated statements of operations.

Business Combinations

Business combinations are accounted for under the acquisition method of accounting. Under this method, the assets acquired and liabilities assumed are recognized at their respective fair values as of the date of acquisition. The excess, if any, of the acquisition price over the fair values of the assets acquired and liabilities assumed is recorded as goodwill. For significant acquisitions, we utilize third-party appraisal firms to assist us in determining the fair values for certain assets acquired and liabilities assumed. The measurement of these fair values requires us to make significant estimates and assumptions which are inherently uncertain.

Adjustments to the fair values of assets acquired and liabilities assumed are made until we obtain all relevant information regarding the facts and circumstances that existed as of the acquisition date (the "measurement period"), not to exceed one year from the date of the acquisition. We recognize measurement-period adjustments in the period in which we determine the amounts, including the effect on earnings of any amounts we would have recorded in previous periods if the accounting had been completed at the acquisition date.

See Note 11 — Acquisitions and Investments for information on acquisitions completed during the historical period.

Variable Interest Entities

We evaluate our ownership, contractual and other interest in entities to determine if they are variable interest entities ("VIE"). We evaluate whether we have a variable interest in those entities and the nature and extent of those interests. Based on our evaluation, if we determine we are the primary beneficiary of a VIE, we consolidate the entity in our financial statements.

Fair value measurements

Fair value is defined as the price that would be received from selling an asset or paid to transfer a liability in an orderly transaction between market participants at a measurement date. We apply the following fair value hierarchy, which prioritizes the inputs used to measure fair value into three levels and bases of categorization within the hierarchy upon the lowest level input that is available and significant to the fair value measurement:

- Level 1: The use of quoted prices in active markets for identical assets or liabilities.
- Level 2: Other than quoted prices included in Level 1, inputs that are observable for the asset or liability, either directly or indirectly, for substantially the full term of the asset or liability. At March 31, 2022, we had no Level 2 measurements.
- Level 3: The use of significant unobservable inputs that typically require the use of management's estimates of assumptions that market participants would use in pricing. See Note 12 — Fair Value of Financial Interests for more information on our investments using Level 3 measurements.

Our current assets and liabilities contain financial instruments, the most significant of which are trade accounts receivable and payable. We believe the carrying value of our current assets and liabilities approximate fair value. Our fair value assessment incorporates a variety of considerations, including: (i) the short-term duration of the instruments and (ii) our historical incurrence of and expectations of future bad debt expense. The book value of our floating rate debt approximates fair value because of its floating rate structure.

Income taxes

At March 31, 2022, the ProFrac Predecessor entities were organized as limited liability companies or a limited partnership and were treated as either a disregarded entity or a partnership for U.S. federal income tax purposes, whereby the ordinary business income or loss and certain deductions were passed-through and reported on the members' income tax returns. As such, the ProFrac Predecessor was not required to account for U.S. federal income taxes in the consolidated financial statements. Certain state income-based taxes are imposed on the ProFrac Predecessor entities which are reflected as income tax expense or benefit in historical periods.

In connection with the IPO in May 2022 (see Note 15 – Subsequent Events), ProFrac Predecessor became partially owned by ProFrac Holding Corp., a U.S. Internal Revenue Code Subchapter C corporation ("C-Corporation"). ProFrac Holding Corp. is a taxable entity and will be required to account for income taxes under the asset and liability method beginning in the second quarter of 2022.

Under the asset and liability method, deferred tax assets and liabilities are recognized for the estimated future tax consequences attributable to differences between the financial statement carrying amounts of existing assets and liabilities and their respective tax basis. Deferred tax assets and liabilities are measured using enacted tax rates in effect for the year in which those temporary differences are expected to be recovered or settled pursuant to the provisions of Accounting Standards Codification ("ASC") 740, Income Taxes. The effect on deferred tax assets and liabilities of a change in tax rate is recognized in earnings in the period that includes the enactment date. Valuation allowances are established when necessary to reduce deferred tax assets to the amounts more-likely-than-not to be realized.

Recently adopted accounting standards

On January 1, 2022, we adopted the Financial Accounting Standards Board ("FASB") accounting standards update for "Leases," which amended existing guidance to require lessees to recognize liabilities and ROU assets

[Table of Contents](#)

on the balance sheet for the rights and obligations created by long-term leases and to disclose additional quantitative and qualitative information about leasing arrangements. We adopted this guidance using a modified retrospective approach on January 1, 2022 using the transition method that allows a cumulative-effect adjustment to the opening balance of retained earnings in the period of adoption.

We have completed our process to implement this standard, and we have designed processes and internal controls necessary for adoption of this standard. We have made policy elections to (i) not capitalize short-term leases for all asset classes, (ii) not separate non-lease components from lease components for all of our existing asset classes, (iii) apply the package of practical expedients that allows us to not reassess: whether any expired or existing contracts contain leases, lease classification for any expired or existing leases and initial direct costs for existing leases and (iv) apply the practical expedient to apply hindsight in estimating lease term and impairment.

The impact of applying this standard is not expected to significantly impact our results of operations or cash flows. As of January 1, 2022, we recognized ROU assets and liabilities of approximately \$35.8 million from operating leases on our consolidated balance sheet. See Note 9—Leases for additional disclosures related to our adoption this accounting standards update.

New accounting standards to be adopted

We have not yet implemented FASB ASU No. 2016-13, Financial Instruments – Credit Losses. The ASU introduces a new accounting model, the Current Expected Credit Losses model (“CECL”), which requires recognition of credit losses and additional disclosures related to credit risk. The CECL model utilizes a lifetime expected credit loss measurement objective for the recognition of credit losses for loans and other receivables at the time the financial asset is originated or acquired. The expected credit losses are adjusted each period for changes in expected lifetime credit losses. This model replaces the multiple existing impairment models previously used under GAAP, which generally require that a loss be incurred before it is recognized. The new standard also applies to financial assets arising from revenue transactions such as contract assets and accounts receivable.

Implementation is currently required for fiscal years beginning after December 15, 2022. The Company does not believe implementation will have a material impact on its financial statements.

We have not yet implemented FASB ASU No. 2019-12, Income Taxes (Topic 740) – Simplifying the Accounting for Income Taxes, which removes specific exceptions to the general principles in Topic 740 under GAAP. The new guidance also improves the application of income tax-related guidance and simplifies GAAP for franchise taxes that are partially based on income, transactions with a government that result in a step up in the tax basis of goodwill, separate financial statements of legal entities that are not subject to tax, and enacted changes in tax laws in interim periods. The new guidance will be effective for fiscal years beginning after December 15, 2021, and interim periods within fiscal years beginning after December 15, 2022; however, early adoption is permitted. The Company is currently evaluating the impact of adopting the new guidance on its consolidated financial statements.

3. Restricted cash

The following table provides a reconciliation of cash, cash equivalents, and restricted cash reported within the consolidated statement of cash flows as of March 31, 2022, and December 31, 2021:

(In thousands)	March 31, 2022	December 31, 2021
Cash and cash equivalents	\$ 28,654	\$ 5,376
Restricted cash included in prepaid expenses and other current assets	2,060	—
Total cash, cash equivalents, and restricted cash shown in the consolidated statements of cash flows	\$ 30,714	\$ 5,376

As of March 31, 2022, restricted cash included cash used as collateral for our credit card program.

4. Inventories

The following table summarizes the components of our inventories as of March 31, 2022 and December 31, 2021:

(In thousands)	March 31, 2022	December 31, 2021
Raw materials and supplies	\$ 37,081	\$ 13,911
Work in process	6,492	3,288
Finished products and parts	95,570	56,743
Total	\$ 139,143	\$ 73,942

5. Property, plant, and equipment

The following table summarizes the components of our property, plant, and equipment, net as of March 31, 2022 and December 31, 2021:

(In thousands)	March 31, 2022	December 31, 2021
Machinery and equipment	\$1,018,221	\$ 760,829
Mining property and mine development	35,491	34,809
Office equipment, software and other	13,876	5,550
Buildings and leasehold improvements	16,091	15,947
Total	1,083,679	817,135
Less: accumulated depreciation and depletion	(506,831)	(464,178)
Construction in progress	42,923	10,730
Property, plant, and equipment, net	\$ 619,771	\$ 363,687

Depreciation expense for the three months ended March 31, 2022 and 2021, was \$ 44.2 million and \$35.5 million, respectively. Major classifications of property, plant, and equipment and their respective useful lives are as follows:

Machinery and equipment	2 years—10 years
Office equipment, software, and other	3 years—7 years
Buildings and leasehold improvements	2 years—40 years

6. Intangible assets

The following table summarizes the components of our intangible assets as of March 31, 2022, and December 31, 2021:

(In thousands)	March 31, 2022			December 31, 2021		
	Gross Book Value	Less: Accumulated Amortization	Net Book Value	Gross Book Value	Less: Accumulated Amortization	Net Book Value
Electric frac licenses	\$22,500	\$ —	\$22,500	\$22,500	\$ —	\$22,500
Acquired technology	7,144	(963)	6,181	5,905	(589)	5,316
Intangible assets, net	\$29,644	\$ (963)	\$28,681	\$28,405	\$ (589)	\$27,816

Intangible assets are amortized over the period the Company expects the asset to generate cash flows. As such, we amortize each electric frac license through the remaining license period, beginning when the initial fleet built under each license is placed into service, a period we estimate to be 17 years. For technology acquired during 2021, we estimated this period to be seven years. For technology acquired in 2022 related to the acquisition of FTS International Inc., we estimated the period to be three years. Amortization expense related to intangible assets was \$0.4 million and zero for the three months ended March 31, 2022 and 2021, respectively.

7. Indebtedness

The following table summarizes the components of our debt as of March 31, 2022 and December 31, 2021:

(In thousands)	March 31, 2022	December 31, 2021
Old ABL Credit Facility	\$ —	\$ 69,000
Old Term Loan	—	171,355
First Financial loan	26,377	30,000
New ABL Credit Facility	70,706	—
New Term Loan Credit Facility	450,000	—
Backstop Note(1)	22,000	—
Closing Date Note(1)	22,000	—
Equify Bridge Note(1)	45,800	—
Best Flow Credit Facility(1)	—	7,101
Best Flow Note(1)	—	10,827
Alpine Promissory Note(1)	—	16,717
Other	11,129	1,695
Total gross debt	648,012	306,695
Less: unamortized debt issuance costs	(22,388)	(5,129)
Less: current portion of long-term debt	(47,620)	(31,793)
Total long-term debt	\$ 578,004	\$ 269,773

(1) Related party debt agreements.

Old ABL Credit Facility

On March 14, 2018, ProFrac LLC entered into a senior secured asset-based revolving credit agreement (the "Old ABL Credit Facility"), with Barclays Bank PLC, as administrative agent and collateral agent, and the lenders party thereto. The Old ABL Credit Facility had a maturity date of March 14, 2023.

[Table of Contents](#)

LIBOR borrowings under the Old ABL Credit Facility bear interest at the greater of LIBOR or 0.00%, plus a margin of 1.50% to 2.00%, depending on facility utilization. The interest rate was 2.75% as of December 31, 2021.

As of December 31, 2021, the borrowing base was \$ 146.2 million, therefore maximum availability under the Old ABL Credit Facility was the facility maximum of \$105.0 million. There were \$69.0 million of borrowings outstanding and \$ 3.1 million of letters of credit outstanding, resulting in \$32.9 million of availability under the Old Credit Facility ABL.

On March 4, 2022, the Old ABL Credit Facility was refinanced and replaced with the New ABL Credit Facility.

Old Term Loan

On September 7, 2018, ProFrac LLC entered into a \$ 180.0 million term loan agreement ("Old Term Loan"), which matures on September 15, 2023, with a group of lenders with Barclays Bank, PLC as administrative agent. Principal payments are due in quarterly installments, however due to prepayments made to date, there will be no required minimum amortization (other than excess cash flow prepayments) before termination of the Old Term Loan. Excess cash flow is calculated quarterly to determine any additional minimum prepayments. On June 24, 2021, ProFrac LLC and its Term Loan lenders reached an agreement to expand the facility by \$40.0 million.

The Old Term Loan, as amended, requires minimum excess cash flow prepayments as follows, each due approximately 55 days after period-end: \$0.0 million for the fiscal quarters ended March 31, 2021 through and including December 31, 2021, and \$ 5.0 million for the fiscal quarters ended March 31, 2022 through and including June 30, 2023.

LIBOR borrowings under the Old Term Loan bear interest at the greater of LIBOR or 1.25%, plus a margin of 6.25% to 8.50%, depending on the total net leverage ratio as defined under the Old Term Loan. The interest rate was 9.75% as of December 31, 2021.

The Old Term Loan contained certain restrictive covenants, including a financial covenant which required ProFrac LLC to maintain a total net leverage ratio, as defined in the credit agreement, of no greater than 2.25:1.00 for the fiscal quarters ended September 30, 2019 through and including March 31, 2020, 3.50:1.00 for the fiscal quarters ended June 30, 2020 through and including March 31, 2021, 3.00:1.00 for the fiscal quarter ended June 31, 2021, 2.75:1.00 for the fiscal quarter ended September 30, 2021, 2.50:1.00 for the fiscal quarter ended December 31, 2021, and 2.00:1.00 for the fiscal quarter ended March 31, 2022 and thereafter. ProFrac LLC was in compliance with all required covenants as of December 31, 2021.

In February 2022, ProFrac and its Old Term Loan lenders entered into an agreement to amend the Old Term Loan. The amendment expanded the facility by \$48.0 million.

On March 4, 2022, the Old Term Loan was extinguished resulting in loss on debt extinguishment of \$ 3.9 million.

First Financial Loan

On July 22, 2020, ProFrac LLC entered into a \$ 35.0 million loan agreement with First Financial Bank, N.A. which had a maturity of July 22, 2025 ("Main Street Loan"). The interest rate was LIBOR plus 3.00%, floating daily. In August 2021, the loan agreement was amended to remove the covenants in place prior to the amendment. As amended, the Main Street Loan contained certain restrictive covenants which required ProFrac LLC to maintain a Fixed Charge Coverage Ratio of at least 1.00:1.00, and a Maximum Leverage Ratio of 3.50:1.00. Additionally, the Main Street Loan restricted the payment of distributions or dividends, other than for the payment of taxes.

[Table of Contents](#)

On December 22, 2021, the Main Street Loan had a balance of \$ 32.2 million. The Main Street Loan was extinguished with a cash payment of \$2.2 million and the remainder refinanced with a \$ 30.0 million loan with First Financial Bank, N.A. ("First Financial Loan").

The First Financial Loan has a maturity date of January 1, 2024 with an interest rate of LIBOR plus 3.5%, and the loan is to be repaid by equal payments of principal and interest beginning in February 2022. The First Financial Loan contains certain restricted covenants which require the Company to maintain a fixed charge ratio of at least 1.00:1.00 and a maximum net leverage ratio of 3.00:1.00. The Company was in compliance with all covenants as of March 31, 2022.

New ABL Credit Facility

On March 4, 2022, ProFrac LLC, ProFrac Holdings II, LLC ("ProFrac II LLC"), as borrower (in such capacity, the "ABL Borrower"), and certain of the ABL Borrower's wholly owned subsidiaries as obligors, entered into a senior secured asset-based revolving credit agreement (as amended, the "New ABL Credit Facility"), with a group of lenders with JPMorgan Chase Bank N.A., as administrative agent and collateral agent. The New ABL Credit Facility provides for an asset-based revolving credit facility with a borrowing base and lender commitments of \$100.0 million. The New ABL Credit Facility has a borrowing base composed of certain eligible accounts receivable and eligible inventory less customary reserves, as redetermined monthly. As of March 31, 2022, the maximum availability under the New ABL Credit Facility was the aggregate lender commitments of \$100.0 million with \$70.7 million of borrowings outstanding and \$9.2 million of letters of credit outstanding, resulting in approximately \$20.1 million of remaining availability. Our New ABL Credit Facility matures on the earlier of (i) March 4, 2027 and (ii) 91 days prior to the stated maturity of any material indebtedness (other than the First Financial Loan).

Borrowings under the New ABL Credit Facility accrue interest based on a three-tier pricing grid tied to average historical availability, and the ABL Borrower may elect for loans to be based on either an Adjusted Term SOFR or a base rate, plus the applicable margin. The interest rate under our New ABL Credit Facility for (a) Adjusted Term SOFR is the applicable margin plus the fluctuating per annum rate equal to Adjusted Term SOFR (with an Adjusted Term SOFR Floor of 0.00%); and (b) Base Rate Loans are the applicable margin plus the fluctuating per annum rate equal to the greatest of the Prime Rate in effect on such day, or the NYFRB Rate in effect on such day plus 1/2% of 1% and the Adjusted Term SOFR for a one-month Interest Period as published two (2) U.S. Government Securities Business Days prior to such day (or if such day is not a Business Day, the immediately preceding Business Day), plus 1.0%. The applicable margin for Adjusted Term SOFR Loans ranges from 1.50% to 2.00% and for Base Rate Loans ranges from 0.50% to 1.00%, depending on the average daily availability over the last three months under our New ABL Credit Facility. The New ABL Credit Facility bears an unused line fee ranging from 0.250% to 0.375%, depending on the average daily availability over the last three months payable quarterly in arrears. The New ABL Credit Facility also bears customary letter of credit fees. The interest rate was 4.75% as of March 31, 2022.

Our New ABL Credit Facility is subject to customary mandatory prepayments, including a mandatory prepayment if the aggregate unpaid principal balance of revolving loans, agent advances, swingline borrowings, unreimbursed drawings under letters of credit and the undrawn amount of outstanding letters of credit exceeds at any time the lesser of (x) the then applicable borrowing base and (y) the then total effective commitments under the New ABL Credit Facility, in an amount equal to such excess. After the occurrence and during the continuance of a Cash Dominion Period (defined in the New ABL Credit Facility as (a) any period commencing upon the date that availability shall have been less than the greater of (i) 12.5% of the Maximum Credit (which is the lesser of the maximum revolver amount in effect at such time and the borrowing base at such time) and (ii) \$10.0 million for a period of five consecutive business days and continuing until the date on which

[Table of Contents](#)

availability shall have been at least the greater of (y) 12.5% of the Maximum Credit and (z) \$ 10.0 million for 20 consecutive calendar days or (b) any period commencing on the occurrence of certain specified events of default, and continuing during the period that such specified event of default shall be continuing).

Our New ABL Credit Facility contains certain customary representations and warranties and affirmative and negative covenants. The negative covenants include, subject to customary exceptions, limitations on indebtedness, dividends, distributions and certain other payments, investments, acquisitions, prepayments of specified junior indebtedness, amendments of specified junior indebtedness, transactions with affiliates, dispositions, mergers and consolidations, liens, restrictive agreements, sale and leaseback transactions, changes in fiscal periods and changes in line of business.

We are required by our New ABL Credit Facility to maintain minimum liquidity of \$ 5.0 million at all times. Additionally, when availability is less than the greater of (i) 12.5% of the maximum credit (which is the lesser of the maximum revolver amount in effect at such time and the borrowing base at such time) and (ii) \$10.0 million and continuing until such time as availability has been in excess of such threshold for a period of 20 consecutive calendar days, we are required by our New ABL Credit Facility to maintain a springing Fixed Charge Coverage Ratio (as defined in our New ABL Credit Facility) of at least 1.0 to 1.0, which is tested quarterly during such period. ProFrac LLC was in compliance with all covenants, and there were no existing defaults or events of default related to the New ABL Credit Facility as of March 31, 2022.

On April 8, 2022, the New ABL Credit Facility was amended to increase the borrowing base and lender commitments to \$ 200.0 million. See Note 15 – Subsequent Events.

New Term Loan Credit Facility

On March 4, 2022, ProFrac LLC, ProFrac II, LLC, as borrower (in such capacity, the “Term Loan Borrower”), and certain of the Term Loan Borrower’s wholly owned subsidiaries as obligors, entered into a senior secured term loan credit agreement (the “New Term Loan Credit Facility”), with a group of lenders with Piper Sandler Finance LLC, as administrative agent and collateral agent. The New Term Loan Credit Facility provides for a term loan facility in an aggregate principal amount of \$ 450.0 million. As of March 31, 2022, the Term Loan Borrower had \$450.0 million outstanding under the New Term Loan Credit Facility. Our New Term Loan Credit Facility matures on March 4, 2025.

Borrowings under the New Term Loan Credit Facility accrue interest at a percentage per annum equal to (a) until October 1, 2022, (i) for SOFR Rate Loans, 8.50%, and (ii) for Base Rate Loans, 7.50% and (b) thereafter, based on a three-tier pricing grid tied to Total Net Leverage Ratio (as defined in the New Term Loan Credit Facility), and the Term Loan Borrower may elect for loans to be based on either Adjusted Term SOFR or Base Rate, plus the applicable margin. The interest rate on our New Term Loan Credit Facility for (a) SOFR Rate Loans are the applicable margin plus the fluctuating per annum rate equal to Adjusted Term SOFR (as defined in the New Term Loan Credit Facility), with a SOFR floor of 1.00% and (b) Base Rate Loans are the applicable margin plus the fluctuating per annum rate equal to the highest of (i) the federal funds rate plus 1/2 of 1%, (ii) the interest rate quoted in the print edition of *The Wall Street Journal*, Money Rates Section, as the prime rate in effect, (iii) Adjusted Term SOFR for a one-month interest period as determined on such day, plus 1.0% and (iv) 2.00%.

The applicable margin for (a) SOFR Rate Loans ranges from 6.50% to 8.00% and (b) Base Rate Loans ranges from 5.50% to 7.00%, depending on the Total Net Leverage Ratio (as defined in the New Term Loan Credit Facility) as of the first day of the then-current fiscal quarter. The interest rate was 9.5% as of March 31, 2022.

Our New Term Loan Credit Facility is guaranteed by ProFrac LLC and all of the Term Loan Borrower’s material existing subsidiaries and certain direct and indirect future U.S. restricted subsidiaries of the Term Loan Borrower. Our New Term Loan Credit Facility is secured by a lien on, and security interest in, substantially all of each such guarantor’s assets.

Table of Contents

Our New Term Loan Credit Facility is subject to quarterly amortization beginning in June 2022, though any excess cash flow payments, reduce the required amortization. Additionally, our New Term Loan Credit Facility is subject to a quarterly mandatory prepayment beginning for the calendar quarter ending on September 30, 2022 in an amount equal to the Applicable ECF Percentage (as defined in the New Term Loan Credit Facility). The Applicable ECF Percentage ranges from 50% of Excess Cash Flow (as defined in the New Term Loan Credit Facility) to 25% of Excess Cash Flow depending on the Total Net Leverage Ratio as of the last day of the applicable fiscal quarter.

Voluntary prepayments of borrowings under the New Term Loan Credit Facility are permitted at any time, in specified minimum principal amounts, subject to reimbursement of the lenders' redeployment costs actually incurred in the case of a prepayment of SOFR Rate Loans other than on the last day of the relevant interest period. Between March 4, 2022 and March 4, 2023, certain prepayments of the New Term Loan Credit Facility are subject to a prepayment premium of 3.00% (or, in the case of any IPO Prepayment (as defined in the New Term Loan Credit Facility), 2.00%). Between March 5, 2023 and March 4, 2024, certain prepayments of the New Term Loan Credit Facility are subject to a 2.00% prepayment premium. After March 4, 2024, but prior to the Stated Termination Date (as defined in the New Term Loan Credit Facility) certain prepayments of the New Term Loan Credit Facility are subject to a 1.00% prepayment premium. No payment or prepayment premium shall be due on account of any payments or prepayments made on the Stated Termination Date.

Our New Term Loan Credit Facility contains certain customary representations and warranties and affirmative and negative covenants. The negative covenants include, subject to customary exceptions, limitations on indebtedness, dividends, distributions and certain other payments, investments, capital expenditures, acquisitions, prepayments of specified junior indebtedness, amendments of specified junior indebtedness, transactions with affiliates, dispositions, mergers and consolidations, liens, restrictive agreements, changes in fiscal periods and changes in line of business.

We are required by our New Term Loan Credit Facility to maintain a Total Net Leverage Ratio (as defined in our New Term Loan Credit Facility) (i) of no more than 2.00 to 1.00 for the fiscal quarter ending on June 30, 2022, (ii) of no more than 1.55 to 1.00 for the fiscal quarters ending on September 30, 2022 and December 31, 2022, and (iii) of no more than 1.25 for each fiscal quarter ending on March 31, 2023 and thereafter.

We are required by our New Term Loan Credit Facility to maintain minimum liquidity of \$ 30.0 million at all times.

Our New Term Loan Credit Facility contains customary events of default. If an event of default occurs and is continuing, the lenders may declare all loans to be immediately due and payable. Some events of default require an automatic termination of the loans and become immediately due and payable.

The Company was in compliance with all covenants, and there were no defaults or events of default related to the New Term Loan Credit Facility, as of March 31, 2022.

Subsequent to March 31, 2022, the New Term Loan Facility was paid down by \$ 143.8 million with net proceeds from the IPO.

Backstop Note

On March 4, 2022, ProFrac LLC borrowed \$22.0 million pursuant to a subordinated promissory note with THRC Holdings, LP ("THRC Holdings") with a stated maturity date of March 4, 2027 (the "Backstop Note"). The Backstop Note bears interest at a percentage per annum equal to 1.74%. Interest under the Backstop Note is paid on a quarterly basis and is solely payable in kind, with such interest amounts being added to the

[Table of Contents](#)

outstanding principal amount of the Backstop Note, until the date that both the New ABL Credit Facility and the New Term Loan Credit Facility shall have been terminated, after which date quarterly interest payments may be paid in kind or in cash.

The Backstop Note is unsecured and subordinated to the indebtedness owing under the New ABL Credit Facility and the New Term Loan Credit Facility.

In June 2022, the Backstop Note was fully paid with net proceeds from the IPO.

Closing Date Note

On March 4, 2022, ProFrac LLC borrowed \$22.0 million pursuant to a subordinated promissory note with THRC Holdings with a stated maturity date of March 4, 2027 (the "Closing Date Note"). The Closing Date Note bears interest at a percentage per annum equal to 1.74%. Interest under the Closing Date Note is paid on a quarterly basis and is solely payable in kind, with such interest amounts being added to the outstanding principal amount of the Closing Date Note, until the date that both the New ABL Credit Facility and the New Term Loan Credit Facility shall have been terminated, after which date quarterly interest payments may be paid in kind or in cash.

The Closing Date Note is unsecured and subordinated to the indebtedness owing under the New ABL Credit Facility and the New Term Loan Credit Facility.

In June 2022, the Closing Date Note was fully paid with net proceeds from the IPO.

Equify Bridge Note

On March 4, 2022, ProFrac II LLC entered into a \$45.8 million subordinated promissory note with Equify Financial with a stated maturity date of March 4, 2027 (the "Equify Bridge Note"). The Equify Bridge Note bears interest at a percentage per annum equal to 1.0%. Interest under the Equify Bridge Note is paid on a quarterly basis and is solely payable in kind, with such interest amounts being added to the outstanding principal amount of the Equify Bridge Note, until the date that both the New ABL Credit Facility and the New Term Loan Credit Facility shall have been terminated, after which date quarterly interest payments may be paid in kind or in cash. In April 2022, the Company repaid \$25.0 million in principal under the Equify Bridge Note.

The Equify Bridge Note is unsecured and subordinated to the indebtedness owing under the New ABL Credit Facility and the New Term Loan Credit Facility.

In April 2022, the Company repaid \$25.0 million in principal under the Equify Bridge Note, resulting in an outstanding balance of \$20.8 million. In June 2022, the Equify Bridge Note was fully paid with net proceeds from the IPO.

Best Flow Credit Facility

On February 4, 2019, Best Flow entered into a revolving loan credit agreement (the "Best Flow Credit Facility"), with Equify Financial, LLC ("Equify Financial") as lender. Equify Financial is a related party. The Best Flow Credit Facility provided for a revolving credit facility in an aggregate principal amount at any time outstanding up to \$9.0 million, subject to borrowing base availability. The Best Flow Credit Facility had a maturity date of February 4, 2026.

The interest rate under the Best Flow Credit Facility was the lesser of (i) the Prime Rate (as defined in the Best Flow Credit Facility) plus the applicable margin (3.50%) and (ii) the Maximum Rate (as defined in the Best Flow

[Table of Contents](#)

Credit Facility). All accrued but unpaid interest on the outstanding principal balance is due and payable monthly on the first day of each calendar month. The Best Flow Credit Facility was secured by a first lien on substantially all of the assets of Best Flow.

On March 4, 2022, the Best Flow Credit Facility was extinguished resulting in loss of extinguishment of debt of \$ 0.3 million.

Best Flow Note

On January 28, 2021, Best Flow issued a promissory note (the "Best Flow Note"), with Equify Financial, as holder. Equify Financial is a related party. The Best Flow Note provides for a term loan in an initial aggregate principal amount equal to \$13.0 million. Proceeds from the Best Flow Note were utilized to pay down \$7.6 million of outstanding balances on the Best Flow Credit Facility and to pay down other equipment financing agreements for \$5.4 million. The Best Flow Note matures on February 1, 2026, with a fixed interest rate of 8.0%. The principal and interest are paid in equal monthly amortizing amounts through maturity. Prepaid amounts are subject to a 0.19% prepayment premium.

On March 4, 2022, the Best Flow Note was extinguished resulting in loss of extinguishment of debt of \$ 1.4 million.

Alpine Promissory Note

In January 2021, Alpine entered into a \$21.4 million promissory note with Equify Financial ("Alpine Note"). Equify Financial is a related party. The Alpine Note amortizes monthly, had an interest rate of 8.0% and had a stated maturity date in February 2027. Alpine had \$ 16.7 in outstanding borrowings under the Alpine Note as of March 4, 2022.

On March 4, 2022, the Alpine Note was extinguished resulting in loss on extinguishment of debt of \$ 1.8 million.

Other indebtedness

As of March 31, 2022 and December 31, 2021, the Company had other debt agreements outstanding with unpaid principal balances of \$11.1 million and \$1.7 million, respectively. These were primarily comprised of various equipment financing agreements. As of March 31, 2022, \$10.1 million is due October 1, 2022 at an interest rate of 5.0%.

The following table summarizes the principal maturity schedule for our long-term debt outstanding as of March 31, 2022:

	2022	2023	2024	2025	2026	Thereafter	Total
First Financial loan	\$ 11,086	\$ 15,291	\$ —	\$ —	\$ —	\$ —	\$ 26,377
New ABL Credit Facility	—	—	—	—	—	70,706	70,706
New Term Loan Credit Facility	16,875	22,500	22,500	388,125	—	—	450,000
Backstop Note(1)	—	—	—	—	—	22,000	22,000
Closing Date Note(1)	—	—	—	—	—	22,000	22,000
Equify Bridge Note(1)	—	—	—	—	—	45,800	45,800
Other	10,223	167	166	108	79	386	11,129
Total	\$ 38,184	\$ 37,958	\$ 22,666	\$ 388,233	\$ 79	\$ 160,892	\$ 648,012

(1) Related party debt agreements.

8. Income taxes

At March 31, 2022, the ProFrac Predecessor entities were organized as limited liability companies or a limited partnership and were treated as either a disregarded entity or a partnership for U.S. federal income tax purposes, whereby the ordinary business income or loss and certain deductions were passed-through and reported on the members' income tax returns. As such, the ProFrac Predecessor was not required to account for U.S. federal income taxes in the consolidated financial statements. Certain state income-based taxes are imposed on the ProFrac Predecessor entities which are reflected as income tax expense or benefit in historical periods. For the three months ended March 31, 2022, federal and state tax expense was \$0.8 million, compared with \$25,000 of tax benefit in the three months ended March 31, 2021.

In connection with the IPO in May 2022 (see Note 15 – Subsequent Events), ProFrac Predecessor became partially owned by ProFrac Holding Corp., a C-Corporation. ProFrac Holding Corp. is a taxable entity and will be required to account for income taxes under the asset and liability method beginning in the second quarter of 2022.

During the quarter ended March 31, 2022, ProFrac Predecessor and its members completed the acquisition of FTSI, a C-Corporation. Through a series of transactions, ProFrac Predecessor obtained ownership of all of the assets and liabilities of FTSI, but the FTSI C-Corporation legal entity was owned by the ProFrac Predecessor members. In connection with the IPO, the FTSI C-Corporation legal entity merged with a subsidiary of ProFrac Holding Corp., which inherited the tax attributes of the FTSI legal entity.

We estimate that ProFrac Holding Corp. will have significant deferred tax assets as a result of the tax attributes it inherited from the FTSI legal entity, however, we anticipate recording a full valuation allowance on ProFrac Holding Corp.'s net deferred tax assets based on our assessment that it is more likely than not that the deferred tax asset will not be realized. A change in these assumptions could cause a decrease to the valuation allowance, which could materially impact our results of operations.

9. Leases

Effective January 1, 2022, we adopted the new lease accounting guidance under Accounting Standards Codification ("ASC") Topic 842, Leases. The details of the significant changes to our accounting policies resulting from the adoption of the new lease standard are set out below. We adopted the standard using the optional modified retrospective transition method; accordingly, the comparative information as of December 31, 2021, has not been adjusted and continues to be reported under the previous lease standard. Under the new standard, assets and liabilities that arise from all leases are required to be recognized on the balance sheet for lessees. Previously, only capital leases, which are now referred to as finance leases, were recorded on the balance sheet. The adoption of this standard resulted in the recognition of approximately \$35.8 million of operating lease right-of-use assets and operating lease liabilities on our consolidated balance sheet as of January 1, 2022. The adoption of this standard did not materially impact our consolidated results of operations for the three months ended March 31, 2022.

Beginning January 1, 2022, for all leases with a term in excess of 12 months, we recognized a lease liability equal to the present value of the lease payments and right-of-use asset representing our right to use the underlying asset for the lease term. For operating leases, lease expense for lease payments is recognized on a straight-line basis over the lease term and accretion of the lease liability, while finance leases (of which we have none) include both an operating expense and an interest expense component. For all leases with a term of 12 months or less, we elected the practical expedient to not recognize lease assets and liabilities. We recognize lease expense for these short-term leases on a straight-line basis over the lease term.

Table of Contents

We are a lessee for several operating leases, related primarily to real estate and light duty vehicles. The majority of our operating leases have remaining lease terms of 10 years or less. None of our leases include options to extend the leases, nor do any include options to terminate the leases. The accounting for leases may require judgment, which includes determining the incremental borrowing rates to utilize in our net present value calculation of lease payments for lease agreements which do not provide an implicit rate.

In connection with the completion of the FTSI Acquisition (as defined below), FTSI conveyed to Wilks Development, LLC, an affiliate of ProFrac LLC, substantially all of FTSI's owned real property, consisting primarily of FTSI's hydraulic fracturing equipment manufacturing facilities, in exchange for cash consideration of approximately \$44.4 million (the "FTSI Sale Leaseback"). We will lease such real property from Wilks Development, LLC in exchange for aggregate monthly lease payments of \$51.6 million through March 2032. The cash consideration received was \$3.7 million less than the carrying value of these assets. Because this sale was to an affiliate under common control, we accounted for the \$3.7 million as an equity transaction recorded as a deemed distribution within our consolidated statements of changes in equity.

Our leasing activities primarily consist of operating leases for administrative offices, manufacturing and maintenance facilities along with some light duty vehicles. We do not lease any equipment on a long-term basis.

The following table summarizes the components of our lease costs:

(In thousands)	March 31, 2022
Operating lease costs	\$ 2,201
Short-term lease costs	339
Total lease costs	\$ 2,540

The following table includes other supplemental information for our operating leases:

(In thousands)	March 31, 2022
Cash paid for amounts included in the measurement of our lease obligations	\$ 2,105
Right-of-use assets obtained in exchange for lease obligations	44,959
Right-of-use assets recognized upon adoption of the leasing standard	35,817
Weighted-average remaining lease term	8.1 years
Weighted-average discount rate	5.0%

The following table summarizes the maturity of our operating leases as of March 31, 2022:

(In thousands)	
Remainder of 2022	\$ 9,954
2023	11,870
2024	11,395
2025	10,222
2026	10,236
2027	10,473
2028 and thereafter	35,022
Total lease payments	99,172
Less imputed interest	(19,986)
Total lease liabilities	\$ 79,186

10. Related party transactions

In the normal course of business, the ProFrac Predecessor has entered into transactions with related parties where the Wilks (or entities they control) hold a controlling financial interest. During the three months ended March 31, 2022 and 2021, the ProFrac Predecessor had related party transactions with the following related party entities

Automatize, LLC (“Automatize”) is a logistics company that provides for the delivery of proppants on behalf of its customers, including the ProFrac Predecessor. Amounts paid to Automatize are recorded in cost of revenues, exclusive of depreciation and depletion on our consolidated statements of operations.

Cisco Logistics, LLC (“Cisco Logistics”) is a logistics company that delivers sand and equipment on behalf of its customers, including the ProFrac Predecessor. Amounts paid to Cisco Logistics are recorded in cost of revenues, exclusive of depreciation and depletion on our consolidated statements of operations.

Equify Risk Services, LLC (“Equify Risk”) is an insurance broker that negotiates and secures insurance policies on behalf of its customers, including the ProFrac Predecessor. Amounts paid to Equify Risk are recorded in selling, general and administrative expenses on our consolidated statements of operations.

Equify Financial, LLC (“Equify Financial”) is a finance company that provides equipment and other financing to its customers, including the ProFrac Predecessor. Amounts paid to Equify Financial are recorded in interest expenses on our consolidated statements of operations, and repayments of long-term debt on our consolidated statements of cash flows. See Note 7—Indebtedness for additional disclosures related to related party credit agreements.

Wilks Brothers, LLC (“Wilks Brothers”) is a management company which provides administrative support to various businesses within their portfolio. Wilks Brothers and certain entities under its control will at times incur expenses on behalf of the ProFrac Predecessor, billing the ProFrac Predecessor for these expenses at cost as well as certain management fees. Amounts paid to Wilks Brothers are generally recorded in selling, general and administrative expenses on our consolidated statements of operations.

Interstate Explorations, LLC (“Interstate”) is an exploration and development company for which ProFrac LLC performs pressure pumping services, and from which the Company has a short-term lease for certain office space.

Flying A Pump Services, LLC (“Flying A”) is an oilfield services company which provides pump down and acid services, to which ProFrac LLC rents and sells equipment and frac fleet components.

MC Estates, LLC and the Shops at Willow Park, LLC (“Related Lessors”) own various industrial parks and office space leased by the ProFrac Predecessor. Amounts paid to Related Lessors are recorded in selling, general and administrative expenses on our consolidated statements of operations.

Wilks Construction Company, LLC (“Wilks Construction”) is a construction company that has built and made renovations to several buildings for the Company, including construction of a new sand plant. Amounts paid to Wilks Construction are recorded in capital expenditures on our consolidated statements of cash flows.

3 Twenty-Three, LLC (“3 Twenty-Three”) is a payroll administrator which performs payroll services on behalf of its customers, including the ProFrac Predecessor. Amounts paid to 3 Twenty-Three are recorded in cost of revenues, exclusive of depreciation and depletion and selling, general and administrative expenses on our consolidated statements of operations.

Carbo Ceramics Inc. (“Carbo”) is a provider of ceramic proppant which will at times purchase conventional proppant from the Company to act as a broker for its customers. Additionally, the Company will at times purchase manufactured proppant from Carbo for the stimulation services segment.

[Table of Contents](#)

FHE ("FHE") is a provider of production and well completion equipment used at the wellsite. Its RigLock and FracLock systems remotely connect surface equipment to the wellhead that keeps crews safer and speeds up operations while also reducing the volume of high-pressure iron. Amounts paid to FHE are recorded in capital expenditures on our consolidated statements of cash flows.

The following table summarizes expenditures with related parties for the three months ended March 31, 2022 and 2021:

(In thousands)	Three Months ended	
	2022	2021
Automatize	\$ 14,275	\$ 12,756
FHE	3,250	—
Wilks Brothers	257	2,554
Related Lessors	1,223	1,538
Wilks Construction	941	—
Equify Financial	685	—
3 Twenty-Three	247	—
Carbo	—	353
Cisco Logistics	—	264
Interstate	20	8
Equify Risk	—	3
Other	38	10
Total	\$ 20,936	\$ 17,486

The following table summarizes related party accounts payable as of March 31, 2022 and December 31, 2021:

(In thousands)	March 31,	December 31,
	2022	2021
Automatize	\$ 10,125	\$ 11,198
Wilks Brothers	8,632	9,990
Wilks Construction	707	57
Carbo	28	10
Related Lessors	37	1
Other	24	19
Total	\$ 19,553	\$ 21,275

The following table summarizes revenue from related parties for the years ended March 31, 2022 and 2021:

(In thousands)	Three Months ended	
	2022	2021
Flying A	\$ 1,372	\$ 951
Carbo	249	20
Wilks Brothers	1	(2)
Other	—	9
Total	\$ 1,622	\$ 978

Table of Contents

The following table summarizes related party accounts receivable as of March 31, 2022 and December 31, 2021:

(In thousands)	March 31, 2022	December 31, 2021
Flying A	\$ 1,528	\$ 2,412
Cisco Logistics	1,493	1,489
Carbo	193	591
Other	182	23
Total	\$ 3,396	\$ 4,515

Additionally, in January and February of 2021, ProFrac LLC executed two agreements with one of ProFrac LLC's members for the sale of certain lots of equipment, in exchange for \$8.7 million in cash, an amount that approximates the net book value of the assets. Under these agreements, for any assets subsequently resold by the member, ProFrac LLC will reimburse the member for a certain percentage of the net loss, or conversely be entitled to a certain percentage of the net gain, at rates established in the agreements. As of March 31, 2022, the majority of the assets have been sold by the member, and ProFrac LLC's remaining liability of approximately \$0.2 million for assets that have not been resold has been recorded.

On February 4, 2022, THRC Holdings entered into a Rights Agreement with Encantor Properties LP, one of the sellers from whom the Company purchased the Munger Ranch property, under which the related party was assigned rights to \$8.1 million of the \$30.0 million in consideration related to the Munger purchase. As part of the IPO completed in May 2022, the sellers of Munger Ranch were issued 2,114,273 shares of Class A Common Stock in exchange for the \$ 30.0 million consideration related to the Munger Ranch purchase. See Note 15 – Subsequent Events.

11. Acquisitions and investments

FTS International, Inc.

On March 4, 2022, the Company acquired the outstanding stock of FTSI for a purchase price of \$ 405.7 million, consisting of cash consideration of \$332.8 million, and THRC Holdings' equity interest of \$ 72.9 million ("THRC FTSI Related Equity") (collectively the "FTSI Acquisition").

The THRC FTSI Related Equity was the result of a transaction whereby THRC Holdings, which owned approximately 19.5% of FTSI, agreed to retain that interest in FTSI in lieu of receiving cash pursuant to the FTSI Merger Agreement. Immediately following the closing of the cash acquisition pursuant to the Agreement and Plan of Merger, dated as of October 21, 2021, by and among FTSI, ProFrac LLC and ProFrac Acquisitions, Inc. (the "FTSI Merger Agreement"), ProFrac LLC distributed the 80.5% of the FTSI equity it acquired in such merger to Farris Wilks and THRC Holdings in a manner that resulted in each of them owning 50% of FTSI (the "FTSI Distribution"), with THRC Holdings receiving a smaller share of the FTSI Distribution and instead retaining certain preferred equity in ProFrac LLC in lieu of its redemption in connection with such distribution.

We have accounted for the acquisition of FTSI using the acquisition method of accounting. We used our best estimates and assumptions to assign fair value to the tangible and intangible assets expected to be acquired and liabilities expected to be assumed at the acquisition date. The majority of the measurements of assets acquired and liabilities assumed, are based on inputs that are not observable in the market and thus represent Level 3 inputs.

[Table of Contents](#)

The following table summarizes the preliminary allocation of the purchase price:

(In thousands)	
Assets acquired:	
Cash and cash equivalents	\$ 53,771
Accounts receivable	89,268
Prepaid expense and other assets	4,037
Inventories	42,344
Property, plant and equipment	307,113
Operating lease ROU asset	2,748
Intangible assets	1,239
Other assets	1,583
Total assets acquired	502,103
Liabilities assumed:	
Accounts payable	62,985
Accrued expenses	19,308
Operating lease liability current	1,235
Current portion of debt	10,136
Other current liabilities	309
Operating lease liability non-current	1,512
Other non-current liabilities	928
Total liabilities assumed	96,413
Net assets acquired	\$ 405,690

The allocation of the purchase price to FTSI's net tangible assets and liabilities and identifiable intangible assets as of March 4, 2022, is preliminary and subject to revisions to the fair value calculations for the identifiable assets and liabilities. The determination and allocation of the purchase consideration are subject to change during the measurement period, up to one year from the date the acquisition closed.

For the three months ended March 31, 2022, our revenues and pretax earnings included \$ 48.6 million and \$0.1 million loss, respectively, associated with the FTSI acquired operations after the closing on March 4, 2022. In addition, FTSI Acquisition-related costs of approximately \$3.7 million were incurred during the three months ended March 31, 2022, consisting of external legal and consulting fees. These costs are classified in selling, general and administrative expense in the consolidated statements of operations. Additionally, we incurred \$9.3 million in severance costs in connection with the FTSI Acquisition, which are classified in selling, general and administrative expense in the consolidated statements of operations.

The following unaudited pro forma results of operations have been prepared as though the FTSI acquisition had been completed on January 1, 2021. Pro forma amounts are based on the purchase price allocation of the significant acquisition and are not necessarily indicative of the results that may be reported in the future.

(In thousands)	Three Months Ended	
	2022	March 31, 2021
Revenue	\$ 421,615	\$ 245,493
Net loss	(1,223)	(49,626)

Flotek Industries, Inc.

On February 2, 2022, we entered into an agreement with Flotek Industries, Inc. (“Flotek”), pursuant to which Flotek will provide full downhole chemistry solutions for a minimum of ten hydraulic fleets for three years starting on April 1, 2022, at a price of cost plus 7% (“Flotek Supply Agreement”). In exchange for entry into the Flotek Supply Agreement, we received \$10 million in initial principal amount of notes that are convertible into Flotek common stock (“Convertible Notes”) and acquired an additional \$10 million in principal amount of Convertible Notes in a related private offering transaction. Our equity ownership in Flotek on a fully diluted basis as a result of this investment is approximately 17%. In addition, we are permitted to designate up to two new directors to Flotek’s board of directors.

On February 16, 2022, we and Flotek agreed to amend the Flotek Supply Agreement to increase the term to ten years and increase the scope to 30 fleets. In exchange for our entry into the amendment to the Flotek Supply Agreement (the “Flotek Supply Agreement Amendment”), Flotek agreed to issue us \$50 million in initial principal amount of Convertible Notes that will be convertible into Flotek common stock. The Flotek Supply Agreement Amendment and issuance to us of additional Flotek Convertible Notes are conditioned upon customary closing conditions including the approval of Flotek’s shareholders. In May 2022, the Flotek shareholders approved the Convertible Notes issuance and the Flotek Supply Agreement Amendment. See Note 15 – Subsequent Events. Our equity ownership in Flotek on a fully diluted basis after the consummation of these transactions is approximately 43%, and we will be permitted to designate two additional directors, or up to four new directors to Flotek’s board of directors.

The Flotek Supply Agreement Amendment includes a minimum annual volume commitment whereby we will be obligated to pay Flotek liquidated damages equal to 25% of the shortfall for such year, should we fail to meet the minimum purchase amount.

The notes issued to ProFrac accrue paid-in-kind interest at a rate of 10% per annum, have a maturity of one year, and convert into common stock of Flotek (a) at the holder’s option at any time prior to maturity, at a price of \$1.088125 per share, (b) at Flotek’s option, if the volume-weighted average trading price of Flotek’s common stock equals or exceeds \$2.50 for 20 trading days during a 30 consecutive trading day period, or (c) at maturity, at a price of \$0.8705 (the “Convertible Notes”). We initially recognized the Convertible Notes with an initial principal balance of \$20 million at \$20 million.

We have designated our investment in the Convertible Notes as trading securities. Securities designated as trading securities are reported at fair value, with gains or losses resulting from changes in fair value recognized in net investment income on the consolidated statements of operations. For the three months ended March 31, 2022, we recognized noncash income of \$8.1 million as other (expense) income on our consolidated statements of operations related to the change in fair value of the Convertible Notes. The Company had an investment of \$28.1 million in Flotek as of March 31, 2022, a Level 3 fair value measurement. See Note 12 — Fair Value of Financial Instruments for more information on our investments using Level 3 measurements.

Basin Production and Completion LLC

During the year ended December 31, 2021, the Company purchased Series B-1 Preferred Units of Basin Production and Completion LLC (“BPC”), a manufacturer of equipment used in hydraulic fracturing for \$4.2 million. This comprises approximately 20% of the BPC Series B Preferred Units. As of December 31, 2021, we did not exercise significant influence over this entity. As we determined this to be an equity security, we initially recorded our investment at cost, presented as “Investments” in our consolidated balance sheets as of December 31, 2021.

On February 9, 2022, the Company entered into an agreement to purchase all the series A-1 & B-1 preferred units of BPC for \$46.0 million (“Basin Units Acquisition”), consisting of \$40.0 million to BPC for series A-1 & B-1

[Table of Contents](#)

preferred units and \$6.0 million to selling holders of BPC series B-1 preferred units. Additionally, on February 14, 2022, the Company made a loan to FHE USA LLC, a subsidiary of BPC for \$1.25 million. The loan bears interest at the rate of 5% per annum. Interest is either paid at each calendar quarter end or added to the principal balance at the election of BPC. The loan matures on February 14, 2027. The Company had an investment of \$50.2 million in BPC as of March 31, 2022.

As of March 31, 2022, our investments in BPC provide the Company the ability to have significant influence, but not control over BPC's operations. BPC's business and affairs are managed under the direction of its board of directors, which the Company does not control. Based on our evaluation, we determined that BPC is a VIE, but the Company is not the primary beneficiary of the VIE. We have elected the fair value option to account for our equity method investment in BPC. See Note 12 — Fair Value of Financial Interests for more information on our investments using Level 3 measurements.

EKU

On December 22, 2020, the Company purchased a 25% stake in EKU, an equipment manufacturer based in Germany, for \$ 1.2 million. For the year ended December 31, 2020, we accounted for this investment using the equity method as we had significant influence over EKU, and held a voting interest of 20% or greater, but less than 50%. In January 2021, the Company obtained a controlling interest in EKU, the results of which are consolidated thereafter.

The Company obtained a 75% controlling interest in EKU in January 2021 and performed a purchase price allocation in conjunction with the consolidation of this subsidiary. We recognized net working capital of \$2.5 million, property, plant and equipment of \$ 0.4 million, intangible assets of \$3.5 million and debt of \$ 1.4 million at estimated fair value. In consolidation, we eliminated our investment in associate, recognized equity of \$3.7 million for the value of our 75% interest, and noncontrolling interest of \$ 1.2 million for the value of the minority shareholder positions. See Note 6 – Intangible Assets for additional information related to the recognized intangible assets.

Munger Ranch

The Company entered into an agreement to acquire property in West Texas ("Munger Right Agreement") in November 2021 for a purchase price of \$30.0 million. Under the Munger Right Agreement, the sellers were given the option to receive the consideration in cash, or in the event of an IPO prior to November 17, 2022, in equity, at the sellers' election. Under the equity option, in the event the Company completes an IPO, the sellers would be entitled to 1.5% of the outstanding shares of common stock immediately following the IPO. Each seller initially elected the equity option, as such this was a non-cash transaction for the Company for the year ended December 31, 2021. The Munger Right Agreement includes a 'Make Whole' provision. Under the Make Whole provision, if any seller liquidates 100% of the Class A shares they are issued prior to the one-year anniversary of the IPO, then the company will pay the difference between the IPO price of the shares disposed and the disposal price of the Class A shares. As of March 31, 2022, the liability of \$30.0 million is presented within Other Current Liabilities in our Balance Sheet. The acquired property was treated as an asset acquisition and not an acquisition of a business, and is presented within Property, plant, and equipment in our consolidated balance sheets as of March 31, 2022.

On February 4, 2022, THRC Holdings entered into a Rights Agreement with Encantor Properties LP, one of the sellers from whom the Company purchased the Munger Ranch property, under which the related party was assigned rights to \$8.1 million of the \$30.0 million in consideration related to the Munger purchase.

As part of the IPO completed in May 2022, the sellers of Munger Ranch were issued 2,114,273 shares of Class A Common Stock in exchange for the \$30.0 million consideration related to the Munger Ranch purchase. See Note 15 – Subsequent Events.

iO-TEQ, LLC

The Company acquired iO-TEQ, LLC (“IOT”) in October 2021 for \$ 2.2 million and performed a purchase price allocation at the acquisition date. We recognized net working capital of \$0.2 million, property, plant and equipment of \$ 0.1 million, intangible assets of \$ 2.4 million and debt of \$0.4 million at estimated fair value. See Note 6 – Intangible Assets for additional information related to the recognized intangible assets.

Best Flow minority interests

In December 2021, the Company entered into an agreement with Eagleton Venture, Inc. (“Eagleton”) to purchase Eagleton’s 15.172% interest in Best Flow for a purchase price of \$3.9 million. During the three months ended March 31, 2022, Eagleton was paid \$ 3.9 million in cash.

12. Fair value of financial instruments

Assets and liabilities recorded on a recurring basis in the balance sheets are categorized based upon the level of judgment associated with the inputs used to measure their fair values.

The Company’s financial instruments and investments that are carried at fair value consist mainly of Level 3 assets. Level 3 assets that are measured on a recurring basis relate to the Company’s investments in (i) Convertible Notes of Flotek, designated as trading securities and (ii) the equity method investment in BPC, for which we elected the fair value option, as described in Note 11 – Acquisitions and Investments for disclosure of the terms of these investments. The Company did not have any assets or liabilities measured at fair value using Level 2 of the fair value hierarchy at March 31, 2022. We had no Level 2 or Level 3 assets or liabilities as of December 31, 2021.

The following table sets forth the fair value of the Company’s financial instruments within Level 3 of the fair value hierarchy.

(In thousands)	March 31, 2022
	Level 3
Flotek Convertible Notes	\$ 28,100
BPC Investment	50,196
Total	\$ 78,296

The estimated fair value of the Flotek Convertible Notes as of March 31, 2022 was valued using a Monte Carlo simulation with inputs such as the market trading price of the Flotek’s common stock, the expected volatility of the Flotek’s stock price based on historical trends, a risk-free rate of interest based on US Treasury note rates and the term of the debt, the time to liquidation based on the maturity date of the notes, and a discount rate adjusted based on the credit risk of Flotek.

The key inputs into the Monte Carlo simulation used to estimate the fair value the Convertible Notes as of March 31, 2022, were as follows:

	March 31, 2022
Risk-free interest rate	1.63%
Expected volatility	90.0%
Term until liquidation (years)	0.84
Stock price	\$ 1.26
Discount rate	7.2%

Table of Contents

The estimated fair value of the BPC investment as of March 31, 2022 was determined to approximate cost considering the timing of the purchase of the investment. Going forward the fair value of the investment in BPC will be estimated utilizing a combination of the market and income approaches.

The following is a reconciliation of the beginning and ending balances for assets measured at fair value on a recurring basis using significant unobservable inputs (Level 3) from inception to March 31, 2022:

(In thousands)	March 31, 2022
	Level 3
Fair value, beginning of period	\$ —
Acquisition of Flotek Convertible Notes	20,000
Acquisition of investment in BPC	45,952
Transfer of cost method investment to Level 3 fair value measurement	4,244
Change in fair value of Level 3 fair value measurements	8,100
Fair value, end of period	\$ 78,296

13. Commitments and contingencies

Litigation

In the ordinary course of business, we are the subject of, or party to a number of pending or threatened legal actions and administrative proceedings arising in the ordinary course of our business. While many of these matters involve inherent uncertainty, we believe that, other than as described below, the amount of the liability, if any, ultimately incurred with respect to proceedings or claims will not have a material adverse effect on our consolidated financial position as a whole or on our liquidity, capital resources or future annual results of operations.

Patterson v. FTS International Manufacturing, LLC and FTS International Services, LLC : On June 24, 2015, Joshua Patterson filed a lawsuit against the Company in the 115th Judicial District Court of Upshur County, Texas, alleging, among other things, that the Company was negligent with respect to an automobile accident in 2013. Mr. Patterson sought monetary relief of more than \$1 million. On July 19, 2018, a jury returned a verdict of approximately \$100 million, including punitive damages, against the Company. The trial court reduced the judgment on November 12, 2018, to approximately \$33 million. The Company's insurance carriers appealed and the Twelfth Court of Appeals reversed the verdict in its entirety on August 26, 2020, remanding the case for a new trial. The Company's insurance carriers are currently appealing one of the appellate findings with the Texas Supreme Court. No new trial date has been set. While the outcome of this case is uncertain, the Company has met its insurance deductible for this matter and we do not expect the ultimate resolution of this case to have a material adverse effect on our consolidated financial statements.

Lonestar Prospects, Ltd. d/b/a Vista Sand v. ProFrac Services, LLC : ProFrac Services, LLC ("ProFrac Services") entered into a Master Purchase Agreement For Products And/Or Services with Lonestar Prospects, Ltd. d/b/a Vista Sand ("Vista"), dated November 27, 2017 (the "Vista MSA"), as amended by the First Addendum to Vista MSA and the First Amendment to Vista MSA, both of which are dated June 10, 2018 (collectively, the "Vista Agreement"). Under the terms of the Vista Agreement, ProFrac Services agreed to purchase certain quantities of sand from Vista. Vista filed a complaint against ProFrac Services in the United States Bankruptcy Court for the Northern District of Texas on March 15, 2021, in which it alleges that ProFrac Services breached the terms of the Vista Agreement by failing to purchase the required amount of sand or pay for the underpurchased amounts as required by the Vista Agreement. Vista is seeking damages of approximately \$8.31 million. Vista and ProFrac Services have entered into a mutually agreed upon Scheduling Order signed by the Court on February 12, 2022. Trial docket call for this matter is currently scheduled for September 6, 2022.

[Table of Contents](#)

When deemed necessary, we establish reserves for certain legal proceedings. The establishment of a reserve is based on an estimation process that includes the advice of legal counsel and subjective judgment of management. While management believes these reserves to be adequate, it is reasonably possible we could incur additional losses with respect to those matters in which reserves have been established. As of March 31, 2022, we have recorded an estimated liability of \$4.0 million related to a contract dispute claim with a vendor.

We will continue to evaluate our litigation on a quarterly basis and will establish and adjust any litigation reserves as appropriate to reflect our assessment of the then current status of litigation.

14. Segment information

Our business has three reportable segments: Stimulation services, Manufacturing and Proppant production. Each reportable segment represents a separate business unit that operated as a standalone company prior to the reorganization of the Company in December 2021. Following the reorganization, each reportable segment continues to have distinct management and prepares discrete financial information for the segment (consistent with when each operated as a standalone business). FTSI is part of our stimulation services segment. Our chief operating decision makers review the discrete segment financial information, including Adjusted EBITDA as the measure of profitability, to evaluate the performance of our segments and make resource allocation decisions.

We account for intersegment transactions as if the transactions were with third parties, that is, at estimated current market prices. For the three months ended March 31, 2022 and 2021, intersegment revenues for the manufacturing segment were 84% and 86%, respectively. For the three months ended March 31, 2022 and 2021, intersegment revenues for the proppant production segment were 69% and 29%, respectively.

The performance of our segments is evaluated primarily on Adjusted EBITDA. We define Adjusted EBITDA as our net income (loss), before (i) interest expense, net, (ii) income tax provision, (iii) depreciation, depletion and amortization, (iv) loss on disposal of assets, and (v) other unusual or non-recurring charges, such as costs related to our initial public offering, non-recurring supply commitment charges, certain bad debt expense and gain on extinguishment of debt.

Segment information, and a reconciliation of Adjusted EBITDA, for the three months ended March 31, 2022 and 2021 is as follows:

(In thousands)	Three Months Ended	
	2022	March 31, 2021
Revenues		
Stimulation services	\$ 336,155	\$ 143,703
Manufacturing	32,006	14,657
Proppant production	12,408	5,589
Total segments	380,569	163,949
Eliminations	(35,589)	(14,363)
Total	\$ 344,980	\$ 149,586

[Table of Contents](#)

(In thousands)	Three Months Ended	
	2022	March 31, 2021
Adjusted EBITDA		
Stimulation services	\$ 73,569	\$ 12,953
Manufacturing	10,022	2,330
Proppant production	7,885	2,406
Adjusted EBITDA for reportable segments	91,476	17,689
Interest expense, net	(9,272)	(6,035)
Depreciation, depletion and amortization	(44,216)	(35,461)
Income tax benefit (provision)	(752)	25
(Gain) loss on disposal of assets, net	154	(2,207)
Loss on extinguishment of debt	(8,273)	—
Bad debt expense, net of recoveries	(5)	—
Loss on foreign currency transactions	(12)	—
Reorganizational costs	(55)	—
Acquisition related expenses	(13,019)	—
Investment income	8,100	—
Net income (loss)	\$ 24,126	\$ (25,989)

Segment information as of March 31, 2022 and December 31, 2021 is as follows:

(In thousands)	March 31,	December 31,
	2022	2021
Total assets		
Stimulation services	\$ 1,213,208	\$ 510,579
Manufacturing	104,124	77,968
Proppant production	107,628	100,294
Total segments	1,424,960	688,841
Eliminations	(111,072)	(24,271)
Total	\$ 1,313,888	\$ 664,570

15. Subsequent events

The following events occurred after March 31, 2022:

On May 12, 2022, ProFrac Holding Corp. completed its IPO of 16,000,000 shares of its Class A common stock, par value \$ 0.01 per share (the "Class A Common Stock") at a public offering price of \$18.00 per share. On June 6, 2022, an over-allotment option was exercised resulting in an additional 2,228,153 shares of Class A Common Stock being priced at \$ 18.00 per share. The IPO and exercise of the over-allotment option generated combined net proceeds of \$303.9 million, after deducting underwriter discounts and commissions and estimated offering costs. The Company used \$72.9 million of the net proceeds to redeem the membership ownership interests from the then-existing owners of THRC FTSI Related Equity (as described in Note 11 – Acquisitions and Investments) and contributed the remaining proceeds to ProFrac LLC. The Company used the remaining proceeds (i) to pay down \$143.8 million of the outstanding borrowings under the New Term Loan Credit Facility (as defined herein) (ii) to fully pay the \$22.0 million of the outstanding borrowings of the Backstop Note (as defined herein) (iii) pay down \$22.0 million of the outstanding borrowings of the Closing Date

Table of Contents

Note (as defined herein) (iv) to pay down \$ 20.8 million of the outstanding borrowings of the Equify Bridge Note (as defined herein) and (v) with the remaining proceeds to be used for general corporate uses and additional repayment of debt.

On April 8, 2022, the New ABL Credit Facility was amended to add the \$ 100.0 million incremental facility, increasing the maximum revolver amount and lender commitments to \$200.0 million. In connection with increasing the maximum revolver amount, certain thresholds in the following definitions and/or provisions were revised proportionately to account for such increase in the maximum revolver amount: the definition of Cash Dominion Period, the definition of Collateral Reporting Period, the definition of Covenant Trigger Period, the definition of Specified Conditions and the Minimum Liquidity covenant. All other terms and conditions of the New ABL Credit Facility remained substantially unchanged. As of April 30, 2022, the maximum availability under the New ABL Credit Facility was the aggregate lender commitments of \$200.0 million with \$110.7 million of borrowings outstanding and \$ 9.2 million of letters of credit outstanding, resulting in approximately \$80.1 million of remaining availability.

On May 17, 2022, ProFrac Services, LLC (“ProFrac Services”) and Flotek Chemistry, LLC (“Flotek Chemistry”), entered into an amendment (the “Amendment”) to the Flotek Supply Agreement between Flotek Chemistry and ProFrac Services dated February 2, 2022 pursuant to which ProFrac Services will purchase certain products and services from Flotek Chemistry.

The Amendment was entered into in connection with the closing of transactions (the “Closing”) contemplated by that certain Securities Purchase Agreement, dated as of February 16, 2022, between Flotek and ProFrac Holdings, LLC, an affiliate of the Company (“ProFrac Holdings”). Concurrent with the Closing, (i) the term of the Flotek Supply agreement is increased to ten years and the scope increased to 30 fleets (ii) Flotek issued \$50,000,000 in aggregate principal amount of 10% convertible PIK notes to ProFrac Holdings and (iii) Flotek and ProFrac Holdings entered into a registration rights agreement with respect to the resale of shares of common stock of Flotek acquired by ProFrac Holdings or its affiliates.

On May 12, 2022, as part of the IPO completed in May 2022, the sellers of Munger Ranch were issued 2,114,273 shares of Class A Common Stock as consideration for the Munger Ranch purchase.

On May 3, 2022, Wilks Brothers, (the “Service Provider”) and ProFrac II LLC entered into a shared services agreement (the “Shared Services Agreement”), pursuant to which the Service Provider will provide certain consulting, technical and administrative services to ProFrac II LLC. In exchange for such services, ProFrac II LLC will pay to the Service Provider an aggregate annual retainer fee equal to \$7.0 million payable in quarterly installments. The Shared Services Agreement will continue for a period of three years from its execution date, and then automatically be extended for additional one-year terms unless the Service Provider or ProFrac II LLC provides 90 days prior written notice of its desire not to automatically extend the term. The Shared Services Agreement may only be assigned by a party with the other party’s consent. Farris C. Wilks and Dan H. Wilks own the Service Provider.

On May 2, 2022, the Company adopted the Long Term Incentive Plan (“LTIP”) for the benefit of employees, directors and consultants of the Company and its affiliates. The LTIP provides for the grant of all or any of the following types of awards: (1) incentive stock options qualified as such under U.S. federal income tax laws; (2) stock options that do not qualify as incentive stock options; (3) stock appreciation rights; (4) restricted stock awards; (5) restricted stock units; (6) bonus stock; (7) dividend equivalents; (8) other stock-based awards; (9) cash awards; and (10) substitute awards. Subject to adjustment in accordance with the terms of the LTIP, 3,120,708 shares of Class A Common Stock have been reserved for issuance pursuant to awards under the LTIP. If an award under the LTIP is forfeited, settled for cash or expires without the actual delivery of shares, any shares subject to such award will again be available for new awards under the LTIP. The LTIP will be

[Table of Contents](#)

administered by the board's compensation committee or the board, as applicable. As of June 21, 2022, an aggregate of 509,467 restricted stock units with respect to 509,467 shares of Class A Common Stock were issued and outstanding under the LTIP.

On June 16, 2022, ProFrac II LLC entered into a Membership Interest Purchase Agreement (the "Purchase Agreement") by and among ProFrac II LLC, FoxRock Ranch Holding Company, LLC ("SP Seller"), SP Silica of Monahans, LLC ("SP Monahans") and SP Silica Sales, LLC ("SP Sales and, together with SP Monahans, the "SP Companies"). Pursuant to the Purchase Agreement, at the Closing (as defined in the Purchase Agreement), upon the terms and subject to the conditions set forth in the Purchase Agreement, ProFrac II LLC has agreed to purchase from SP Seller 100% of the issued and outstanding membership interests of each of the SP Companies for a purchase price of \$90,000,000 in cash, subject to certain customary working capital, indebtedness and other adjustments at the time of the closing (the "SPS Acquisition"). The closing of the transactions contemplated by the Purchase Agreement is to take place on the third business day after the satisfaction or waiver of all conditions to the obligations of the parties to consummate such transactions. In connection with the closing of the SPS Acquisition, ProFrac II LLC would acquire, among other things, an in-basin frac sand facility and related mining operations in the Permian Basin.

On June 17, 2022, ProFrac II LLC, a wholly-owned subsidiary of ProFrac Holdings, and Flotek entered into a Securities Purchase Agreement (the "Flotek SPA"). In connection with the closing of the Flotek SPA on June 21, 2022, Flotek issued and sold to ProFrac II LLC certain pre-funded warrants of Flotek, each exercisable into one share of Flotek common stock, on the terms and subject to the conditions set forth therein. Pursuant to the Flotek SPA, at the closing, Flotek issued and sold to ProFrac II LLC pre-funded warrants (the "Flotek Warrants") to purchase from Flotek up to a total of 13,104,839 shares of Flotek common stock (the "Warrant Shares") at any time and at an exercise price equal to \$0.0001 per share (subject to adjustment in accordance with the terms of the Flotek Warrant), in exchange for the payment by ProFrac II LLC to Flotek of \$19,500,000 in cash. ProFrac II LLC and its affiliates may not receive any voting or consent rights in respect of the Flotek Warrants or the underlying shares unless and until (i) Flotek has obtained approval from a majority of its shareholders excluding ProFrac II LLC and its affiliates and (ii) ProFrac II LLC has paid an additional \$4,500,000 to Flotek.

As previously disclosed in the Company's Current Report on Form 8-K filed with the SEC on June 24, 2022 (the "USWS Merger 8-K"), on June 21, 2022, the Company entered into an Agreement and Plan of Merger (the "Merger Agreement"), by and among the Company, U.S. Well Services, Inc., a Delaware corporation ("USWS"), and Thunderclap Merger Sub I, Inc., a Delaware corporation and an indirect subsidiary of the Company ("Merger Sub"). The Merger Agreement provides for, among other things, the merger of Merger Sub Inc. with and into USWS, with USWS surviving the merger as the surviving corporation and an indirect subsidiary of the Company (the "Merger"). The acquisition is expected to be completed in the fourth quarter of 2022, subject to the satisfaction of customary closing conditions, including the approval of USWS stockholders, as described further below and in the USWS Merger 8-K.

Based on the closing price of the Company's Class A Common Stock (as reported on the Nasdaq Global Select Market) of \$ 21.49 per share on June 21, 2022, the last trading day prior to announcement of the Merger Agreement, the transaction represents aggregate stock consideration of approximately \$93 million and a consideration per share of Class A Common Stock of USWS, par value \$ 0.0001 per share (the "USWS Common Stock") of \$1.21. After giving effect to the conversions of certain securities of USWS, as described in the USWS Merger 8-K, the total stock consideration payable to USWS stockholders and holders of USWS equity awards, based on the Company's Class A Common Stock June 21, 2022 closing price, would be approximately \$270 million.

Dan Wilks and Farris Wilks, together with certain of their affiliates, (collectively, the "Wilks Parties") collectively hold a controlling interest in the Company. Certain Wilks Parties also own certain securities of USWS. Upon the consummation of the Merger, the Wilks Parties will receive an aggregate of 4,112,407 shares of the Company's

[Table of Contents](#)

Class A Common Stock as merger consideration (assuming, solely for the purpose of this calculation, a hypothetical closing date of October 31, 2022), which, based on the Company's Class A Common Stock June 21, 2022 closing price, would be approximately \$88.4 million.

The parties to the Merger Agreement made representations, warranties and covenants that are customary for transactions of this nature. The representations and warranties of the respective parties to the Merger Agreement will not survive the closing of the Merger. The Merger Agreement includes customary covenants of the parties, including, among others, covenants (a) for the Parties to conduct their respective businesses in the ordinary course during the interim period between the date of the execution of the Merger Agreement and the consummation of the Merger, (b) that the Parties not engage in certain kinds of transactions during the interim period between the date of the execution of the Merger Agreement and the consummation of the Merger, (c) that the Company use commercially reasonable efforts to obtain and consummate a financing to fund the repayment in connection with the closing of the Merger of certain indebtedness of USWS and its subsidiaries as promptly as reasonably possible following the date of the Merger Agreement, (d) that USWS reasonably cooperate with such financing efforts and (e) providing for the Company and USWS to cooperate in the preparation, and obtaining the effectiveness of, the Registration Statement (as defined in the Merger Agreement) to be used in connection with the Merger.

USWS further agreed (a) to amend the terms of certain USWS securities, and to use commercially reasonable efforts to amend certain USWS equity awards, each as described in the USWS Merger 8-K, (b) not to solicit proposals relating to alternative business combination transactions or, subject to certain exceptions, enter into discussions or an agreement concerning or provide confidential information in connection with any proposals for alternative business combination transactions and (c) as soon as practicable following the date of the Merger Agreement convene and hold a special meeting of the holders of USWS Common Stock for the purposes of obtaining the approval of the stockholders of USWS.

The consummation of the Merger is subject to customary conditions, including, among others, (a) receipt of the approval of the stockholders of USWS, (b) the absence of any applicable law or order prohibiting the consummation of the Merger or the issuance of Company stock in connection with the Merger, (c) the expiration or termination of the HSR Act waiting period, (d) the effectiveness of the registration statement in connection with the Merger, (e) approval of the issuance of Company stock in connection with the Merger for listing on Nasdaq, (f) subject to certain exceptions, the accuracy of the representations and warranties of each party, (g) the performance in all material respects of each party of its obligations under the Merger Agreement and (h) the absence of a material adverse effect on the Company and USWS.

The Merger Agreement contains certain termination rights for both the Company and USWS and further provides that, upon termination of the Merger Agreement under specified circumstances, USWS may be required to pay the Company a termination fee of \$8,000,000 or reimburse ProFrac for certain expenses in an amount up to \$3,000,000, in each case, depending on the termination event.

Report of independent registered public accounting firm

Board of Directors and Owners
ProFrac Holding Corp.

Opinion on the financial statements

We have audited the accompanying balance sheet of ProFrac Holding Corp. (the "Company") as of December 31, 2021, and the related notes (collectively referred to as the "financial statements"). In our opinion, the financial statements present fairly, in all material respects, the financial position of the Company as of December 31, 2021, in conformity with accounting principles generally accepted in the United States of America.

Basis for opinion

The financial statements are the responsibility of the Company's management. Our responsibility is to express an opinion on these financial statements based on our audit. We are a public accounting firm registered with the Public Company Accounting Oversight Board (United States) ("PCAOB") and are required to be independent with respect to the Company in accordance with U.S. federal securities laws and the applicable rules and regulations of the Securities and Exchange Commission and the PCAOB.

We conducted our audit in accordance with the standards of the PCAOB. Those standards require that we plan and perform the audit to obtain reasonable assurance about whether the financial statements are free of material misstatement, whether due to error or fraud. The Company is not required to have, nor were we engaged to perform, an audit of its internal control over financial reporting. As part of our audit we are required to obtain an understanding of internal control over financial reporting but not for the purpose of expressing an opinion on the effectiveness of the Company's internal control over financial reporting. Accordingly, we express no such opinion.

Our audit included performing procedures to assess the risks of material misstatement of the financial statements, whether due to error or fraud, and performing procedures that respond to those risks. Such procedures include examining, on a test basis, evidence regarding the amounts and disclosures in the financial statements. Our audit also included evaluating the accounting principles used and significant estimates made by management, as well as evaluating the overall presentation of the financial statements. We believe that our audit provides a reasonable basis for our opinion.

/s/ GRANT THORNTON LLP

We have served as the Company's auditor since 2021.

Dallas, Texas
March 31, 2022

ProFrac Holding Corp. Balance sheet

	December 31, 2021
Assets	
Receivable from stockholder	\$ 10
Total assets	\$ 10
Stockholder's equity	
Common stock, \$0.01 par value; authorized 1,000 shares; 1,000 issued and outstanding	\$ 10
Total stockholder's equity	\$ 10

See accompanying notes to this balance sheet.

ProFrac Holding Corp. Notes to the balance sheet

1. Nature of operations

ProFrac Holding Corp. (the "Company") was formed on August 17, 2021, pursuant to the laws of the State of Delaware to become a holding company for ProFrac Holdings, LLC and certain other affiliates.

2. Summary of significant accounting policies

Basis of presentation

This balance sheet has been prepared in accordance with accounting principles generally accepted in the United States of America. Separate statements of operations, statements of changes in stockholder's equity and statements of cash flows have not been presented because the Company has had no business transactions or activities to date.

3. Subsequent events

We have evaluated subsequent events subsequent to December 31, 2021 and through March 31, 2022, the date these financial statements were available to be issued and are not aware of any events that have occurred subsequent to December 31, 2021 that would require recognition or disclosure in these financial statements.

ProFrac Holding Corp.
Balance sheet
(Unaudited)

	March 31, 2022	December 31, 2021
Assets		
Receivable from stockholder	\$ 10	\$ 10
Total assets	\$ 10	\$ 10
Stockholder's equity		
Common stock, \$0.01 par value; authorized 1,000 shares; 1,000 issued and outstanding	\$ 10	\$ 10
Total stockholder's equity	\$ 10	\$ 10

See accompanying notes to this balance sheet.

ProFrac Holding Corp.

Notes to the balance sheet

1. Nature of operations

ProFrac Holding Corp. (the “Company”) was formed on August 17, 2021, pursuant to the laws of the State of Delaware to become a holding company for ProFrac Holdings, LLC and certain other affiliates.

2. Summary of significant accounting policies

Basis of presentation

This balance sheet has been prepared in accordance with accounting principles generally accepted in the United States of America. Separate statements of operations, statements of changes in stockholder’s equity and statements of cash flows have not been presented because the Company has had no business transactions or activities through March 31, 2022.

3. Subsequent events

The following events occurred after March 31, 2022:

On May 12, 2022, ProFrac Holding Corp. completed its IPO of 16,000,000 shares of its Class A common stock, par value \$ 0.01 per share (the “Class A Common Stock”) at a public offering price of \$18.00 per share. On June 6, 2022, an over-allotment option was exercised resulting in an additional 2,228,153 shares of Class A Common Stock being priced at \$ 18.00 per share. The IPO and exercise of the over-allotment option generated combined net proceeds of \$303.9 million, after deducting underwriter discounts and commissions and estimated offering costs. The Company contributed \$72.9 million of the net proceeds to ProFrac Holdings, LLC (“ProFrac Holdings”) that was used to redeem certain membership ownership interests related to ProFrac Holdings’s acquisition of FTS International, Inc. The Company contributed \$208.6 million to ProFrac Holdings that was used to repay certain indebtedness, and the Company contributed the remaining proceeds to ProFrac Holdings to be used for general corporate purposes and additional repayment of debt. As a result of the IPO and related corporate restructuring, the Company became the managing member of ProFrac Holdings.

On May 17, 2022, ProFrac Services, LLC (“ProFrac Services”), a wholly-owned subsidiary of ProFrac Holdings, and Flotek Chemistry, LLC (“Flotek Chemistry”), entered into an amendment (the “Amendment”) to the Flotek Supply Agreement between Flotek Chemistry and ProFrac Services dated February 2, 2022 pursuant to which ProFrac Services will purchase certain products and services from Flotek Chemistry.

The Amendment was entered into in connection with the closing of transactions (the “Closing”) contemplated by that certain Securities Purchase Agreement, dated as of February 16, 2022, between Flotek and ProFrac Holdings. Concurrent with the Closing, (i) the term of the Flotek Supply agreement is increased to ten years and the scope increased to 30 fleets (ii) Flotek issued \$50,000,000 in aggregate principal amount of 10% convertible PIK notes to ProFrac Holdings and (iii) Flotek and ProFrac Holdings entered into a registration rights agreement with respect to the resale of shares of common stock of Flotek acquired by ProFrac Holdings or its affiliates.

ProFrac Holdings entered into an agreement to acquire property in West Texas (“Munger Right Agreement”) in November 2021 for a purchase price of \$30.0 million. Under the Munger Right Agreement, the sellers were given the option to receive the consideration in cash, or in the event of an IPO of the Company prior to November 17, 2022, in equity, at the sellers’ election. Under the equity option, in the event the Company

[Table of Contents](#)

completes an IPO, the sellers would be entitled to 1.5% of the outstanding shares of common stock immediately following the IPO. Each seller initially elected the equity option. As part of the IPO completed in May 2022, the sellers of Munger Ranch were issued 2,114,273 shares of Class A Common Stock in exchange for the \$30.0 million consideration related to the Munger Ranch purchase.

On May 2, 2022, the Company adopted the Long Term Incentive Plan (“LTIP”) for the benefit of employees, directors and consultants of the Company and its affiliates. The LTIP provides for the grant of all or any of the following types of awards: (1) incentive stock options qualified as such under U.S. federal income tax laws; (2) stock options that do not qualify as incentive stock options; (3) stock appreciation rights; (4) restricted stock awards; (5) restricted stock units; (6) bonus stock; (7) dividend equivalents; (8) other stock-based awards; (9) cash awards; and (10) substitute awards. Subject to adjustment in accordance with the terms of the LTIP, 3,120,708 shares of Class A Common Stock have been reserved for issuance pursuant to awards under the LTIP. If an award under the LTIP is forfeited, settled for cash or expires without the actual delivery of shares, any shares subject to such award will again be available for new awards under the LTIP. The LTIP will be administered by the board’s compensation committee or the board, as applicable. As of June 21, 2022, an aggregate of 509,467 restricted stock units with respect to 509,467 shares of Class A Common Stock were issued and outstanding under the LTIP.

On June 16, 2022, ProFrac II LLC entered into a Membership Interest Purchase Agreement (the “Purchase Agreement”) by and among ProFrac II LLC, FoxRock Ranch Holding Company, LLC (“SP Seller”), SP Silica of Monahans, LLC (“SP Monahans”) and SP Silica Sales, LLC (“SP Sales and, together with SP Monahans, the “SP Companies”). Pursuant to the Purchase Agreement, at the Closing (as defined in the Purchase Agreement), upon the terms and subject to the conditions set forth in the Purchase Agreement, ProFrac II LLC has agreed to purchase from SP Seller 100% of the issued and outstanding membership interests of each of the SP Companies for a purchase price of \$90,000,000 in cash, subject to certain customary working capital, indebtedness and other adjustments at the time of the closing (the “SPS Acquisition”). The closing of the transactions contemplated by the Purchase Agreement is to take place on the third business day after the satisfaction or waiver of all conditions to the obligations of the parties to consummate such transactions. In connection with the closing of the SPS Acquisition, ProFrac II LLC would acquire, among other things, an in-basin frac sand facility and related mining operations in the Permian Basin.

On June 17, 2022, ProFrac II LLC, a wholly-owned subsidiary of ProFrac Holdings, and Flotek entered into a Securities Purchase Agreement (the “Flotek SPA”). In connection with the closing of the Flotek SPA on June 21, 2022, Flotek issued and sold to ProFrac II LLC certain pre-funded warrants of Flotek, each exercisable into one share of Flotek common stock, on the terms and subject to the conditions set forth therein. Pursuant to the Flotek SPA, at the closing, Flotek issued and sold to ProFrac II LLC pre-funded warrants (the “Flotek Warrants”) to purchase from Flotek up to a total of 13,104,839 shares of Flotek common stock (the “Warrant Shares”) at any time and at an exercise price equal to \$0.0001 per share (subject to adjustment in accordance with the terms of the Flotek Warrant), in exchange for the payment by ProFrac II LLC to Flotek of \$19,500,000 in cash. ProFrac II LLC and its affiliates may not receive any voting or consent rights in respect of the Flotek Warrants or the underlying shares unless and until (i) Flotek has obtained approval from a majority of its shareholders excluding ProFrac II LLC and its affiliates and (ii) ProFrac II LLC has paid an additional \$4,500,000 to Flotek.

As previously disclosed in the Company’s Current Report on Form 8-K filed with the SEC on June 24, 2022 (the “USWS Merger 8-K”), on June 21, 2022, the Company entered into an Agreement and Plan of Merger (the “Merger Agreement”), by and among the Company, U.S. Well Services, Inc., a Delaware corporation (“USWS”), and Thunderclap Merger Sub I, Inc., a Delaware corporation and an indirect subsidiary of the Company (“Merger Sub”). The Merger Agreement provides for, among other things, the merger of Merger Sub Inc. with and into USWS, with USWS surviving the merger as the surviving corporation and an indirect subsidiary of the Company (the “Merger”). The acquisition is expected to be completed in the fourth quarter of 2022, subject to the

[Table of Contents](#)

satisfaction of customary closing conditions, including the approval of USWS stockholders, as described further below and in the USWS Merger 8-K.

Based on the closing price of the Company's Class A Common Stock (as reported on the Nasdaq Global Select Market) of \$ 21.49 per share on June 21, 2022, the last trading day prior to announcement of the Merger Agreement, the transaction represents aggregate stock consideration of approximately \$93 million and a consideration per share of Class A Common Stock of USWS, par value \$ 0.0001 per share (the "USWS Common Stock") of \$1.21. After giving effect to the conversions of certain securities of USWS, as described in the USWS Merger 8-K, the total stock consideration payable to USWS stockholders and holders of USWS equity awards, based on the Company's Class A Common Stock June 21, 2022 closing price, would be approximately \$270 million.

Dan Wilks and Farris Wilks, together with certain of their affiliates, (collectively, the "Wilks Parties") collectively hold a controlling interest in the Company. Certain Wilks Parties also own certain securities of USWS. Upon the consummation of the Merger, the Wilks Parties will receive an aggregate of 4,112,407 shares of the Company's Class A Common Stock as merger consideration (assuming, solely for the purpose of this calculation, a hypothetical closing date of October 31, 2022), which, based on the Company's Class A Common Stock June 21, 2022 closing price, would be approximately \$88.4 million.

The parties to the Merger Agreement made representations, warranties and covenants that are customary for transactions of this nature. The representations and warranties of the respective parties to the Merger Agreement will not survive the closing of the Merger. The Merger Agreement includes customary covenants of the parties, including, among others, covenants (a) for the Parties to conduct their respective businesses in the ordinary course during the interim period between the date of the execution of the Merger Agreement and the consummation of the Merger, (b) that the Parties not engage in certain kinds of transactions during the interim period between the date of the execution of the Merger Agreement and the consummation of the Merger, (c) that the Company use commercially reasonable efforts to obtain and consummate a financing to fund the repayment in connection with the closing of the Merger of certain indebtedness of USWS and its subsidiaries as promptly as reasonably possible following the date of the Merger Agreement, (d) that USWS reasonably cooperate with such financing efforts and (e) providing for the Company and USWS to cooperate in the preparation, and obtaining the effectiveness of, the Registration Statement (as defined in the Merger Agreement) to be used in connection with the Merger.

USWS further agreed (a) to amend the terms of certain USWS securities, and to use commercially reasonable efforts to amend certain USWS equity awards, each as described in the USWS Merger 8-K, (b) not to solicit proposals relating to alternative business combination transactions or, subject to certain exceptions, enter into discussions or an agreement concerning or provide confidential information in connection with any proposals for alternative business combination transactions and (c) as soon as practicable following the date of the Merger Agreement convene and hold a special meeting of the holders of USWS Common Stock for the purposes of obtaining the approval of the stockholders of USWS.

The consummation of the Merger is subject to customary conditions, including, among others, (a) receipt of the approval of the stockholders of USWS, (b) the absence of any applicable law or order prohibiting the consummation of the Merger or the issuance of Company stock in connection with the Merger, (c) the expiration or termination of the HSR Act waiting period, (d) the effectiveness of the registration statement in connection with the Merger, (e) approval of the issuance of Company stock in connection with the Merger for listing on Nasdaq, (f) subject to certain exceptions, the accuracy of the representations and warranties of each party, (g) the performance in all material respects of each party of its obligations under the Merger Agreement and (h) the absence of a material adverse effect on the Company and USWS.

[Table of Contents](#)

The Merger Agreement contains certain termination rights for both the Company and USWS and further provides that, upon termination of the Merger Agreement under specified circumstances, USWS may be required to pay the Company a termination fee of \$8,000,000 or reimburse ProFrac for certain expenses in an amount up to \$3,000,000, in each case, depending on the termination event.

ProFrac Holding Corp.

Pro Forma Financial Statements

(Unaudited)

Introduction

ProFrac Holding Corp., the issuer in this offering (together with its wholly owned subsidiaries, “ProFrac” or the “Company”), is a holding company formed to own an interest in, and act as the sole managing member of, ProFrac Holdings, LLC (“ProFrac LLC”). Our predecessor consists of ProFrac Holdings, LLC and its subsidiaries (“ProFrac LLC”), Best Pump & Flow LP (“Best Flow”) and Alpine Silica, LLC (“Alpine”) and, together with ProFrac LLC and Best Flow, “ProFrac Predecessor” and “we,” “us,” “our” and the “Company”) on a consolidated basis. Prior to December 21, 2021, Dan Wilks and Farris Wilks (or entities they control) (collectively, the “Wilks”) held a controlling interest in ProFrac LLC, Best Flow and Alpine. Historical periods for ProFrac Predecessor had been presented on a consolidated and combined basis given the common control ownership by the Wilks. On December 21, 2021, all of the then-outstanding membership interests in Best Flow and Alpine were contributed to ProFrac LLC in exchange for membership interests in ProFrac LLC.

The unaudited pro forma financial statements have been prepared in accordance with Article 11 of Regulation S-X as amended by the final rule, Release 33-10786, Amendments to Financial Disclosures about Acquired and Disposed Businesses, using assumptions set forth in the notes to the unaudited pro forma financial statements. The following unaudited pro forma financial statements of the Company reflect the historical consolidated financial position of ProFrac Predecessor and FTSI, on a pro forma basis to give effect to the following transactions, which are described in further detail below:

- the corporate reorganization described in note 1 to the Unaudited Pro Forma Financial Statements;
- the initial public offering of shares of Class A common stock and the use of the net proceeds therefrom as described in “Use of Proceeds” (the “Offering”). The net proceeds from the sale of the Class A Common Stock (based on the initial public offering price of \$18.00 per share) are expected to be \$303.9 million, net of underwriting discounts of \$15.2 million and the cash portion of other additional offering costs of \$9.0 million;

In addition to the adjustments above, the following unaudited pro forma statements of operations of the Company reflect the historical results of ProFrac Predecessor, on a pro forma basis to give effect to the transactions above as well as the following transactions, which are described in further detail below:

- the completion of ProFrac LLC’s \$48.0 million expansion of the Term Loan on February 9, 2022 and related purchase of all the series A-1 and B-1 preferred units of Basin Production and Completion LLC (“BPC”) for \$46.0 million;
- the \$450.0 million senior secured term loan credit agreement, with Piper Sandler Finance LLC, as administrative agent (“New Term Loan Credit Facility”) entered into March 4, 2022. The proceeds of the New Term Loan Credit Facility were used to fund a portion of the purchase price in the FTSI Acquisition (defined below) and associated expenses and to repay in full the existing Term Loan;
- the \$22.0 million subordinated promissory note (“Backstop Note”) and a \$22.0 million subordinated promissory note (“Closing Date Note”), both with THRC Holdings, L.P., a related party, entered into on March 4, 2022. The proceeds of the Backstop Note and Closing Date Note were used to fund a portion of the purchase price in the FTSI Acquisition (defined below);
- the \$45.8 million subordinated promissory note with Equify Financial (“Equify Bridge Note”). The Equify Bridge Note accrues interest at a rate of 1.00% and matures in March 2027 entered into on March 4, 2022. The Equify Bridge Note refinanced the Best Flow Credit Facility, Best Flow Note and Alpine Promissory Note;

Table of Contents

- the completion of ProFrac LLC's acquisition of FTS International, Inc. ("FTSI") on March 4, 2022 for a purchase price of approximately \$407.5 million (the "FTSI Acquisition"). Prior to the FTSI acquisition, THRC Holdings, LP, a related party, held 2,750,000 shares of FTSI. The contribution of these shares reduced the cash paid by \$72.9 million and
- the sale leaseback of FTSI real estate assets with a related party with an approximate fair value of \$45.0 million, in exchange for cash proceeds of \$45.0 million.

The unaudited pro forma balance sheet of the Company is based on the historical consolidated balance sheet of ProFrac Predecessor, which included the balance sheet of the acquired FTSI, as of March 31, 2022, and includes pro forma adjustments to give effect to the described transactions related to the corporate reorganization and the initial public offering of shares of Class A as if they had occurred on March 31, 2022. The unaudited pro forma statements of operations of the Company are based on the unaudited historical statement of operations of ProFrac Predecessor for the year ended December 31, 2021 and the three months ended March 31, 2022, respectively, as adjusted to give effect to the described transactions as if they occurred on January 1, 2021.

The unaudited pro forma financial statements have been prepared on the basis that the Company will be taxed as a corporation under the Internal Revenue Code of 1986 and, as a result, will be a tax-paying entity subject to U.S. federal and state taxes, and should be read in conjunction with "Corporate Reorganization" and with the audited historical financial statements and related notes of ProFrac Predecessor and the Company, included elsewhere in this prospectus.

ProFrac Holding Corp. will enter into the Tax Receivable Agreement with certain of the ProFrac LLC Unit Holders (each such person or its permitted transferees, a "TRA Holder", and collectively the "TRA Holders") at the closing of this offering. This agreement will generally provide for the payment by ProFrac Holding Corp. to each TRA Holder of 85% of the net cash savings, if any, in U.S. federal, state and local income tax and franchise tax (computed using simplifying assumptions to address the impact of state and local taxes) that ProFrac Holding Corp. actually realizes (or is deemed to realize in certain circumstances) in periods after this offering as a result of (i) certain increases in tax basis that occur as a result of ProFrac Holding Corp.'s acquisition (or deemed acquisition for U.S. federal income tax purposes) of all or a portion of such TRA Holder's ProFrac LLC Units in connection with this offering or pursuant to the exercise of the Redemption Right or the Call Right and (ii) imputed interest deemed to be paid by ProFrac Holding Corp. as a result of, and additional tax basis arising from, any payments ProFrac Holding Corp. makes under the Tax Receivable Agreement. ProFrac Holding Corp. will be dependent on ProFrac LLC to make distributions to ProFrac Holding Corp. in an amount sufficient to cover ProFrac Holding Corp.'s obligations under the Tax Receivable Agreement. We will retain the benefit of the remaining 15% of any actual net cash tax savings.

The pro forma data presented reflect events directly attributable to the described transactions and certain assumptions the Company believes are reasonable. The pro forma data are not necessarily indicative of financial results that would have been attained had the described transactions occurred on the date indicated or which could be achieved in the future because they necessarily exclude various operating expenses, such as incremental general and administrative expenses associated with being a public company. The adjustments are based on currently available information and certain estimates and assumptions. Therefore, the actual adjustments may differ from the pro forma adjustments. However, management believes that the assumptions provide a reasonable basis for presenting the significant effects of the transactions as contemplated and the pro forma adjustments give appropriate effect to those assumptions and are properly applied in the unaudited pro forma financial statements.

The unaudited pro forma financial statements and related notes are presented for illustrative purposes only. If the Offering and other transactions contemplated herein had occurred in the past, the Company's operating

[Table of Contents](#)

results might have been materially different from those presented in the unaudited pro forma financial statements. The unaudited pro forma financial statements should not be relied upon as an indication of operating results that the Company would have achieved if the Offering and other transactions contemplated herein had taken place on the specified date. In addition, future results may vary significantly from the results reflected in the unaudited pro forma financial statement of operations and should not be relied upon as an indication of the future results the Company will have after the contemplation of the Offering and the other transactions contemplated by these unaudited pro forma financial statements.

ProFrac Holding Corp. Pro Forma Balance Sheet

March 31, 2022

(Unaudited)

(Amounts in thousands)

	ProFrac Predecessor Historical	Offering and Corporate Reorganization (Note 2)	ProFrac Holding Corp. Pro Forma
Assets			
Current assets:			
Cash and cash equivalents	\$ 28,654	\$ 6,502	35,156
Accounts receivable, net	298,870	—	298,870
Accounts receivable—related party	3,396	—	3,396
Prepaid expenses, and other current assets	18,726	(1,982)	16,744
Inventories	139,143	—	139,143
Total current assets	488,789	\$ 4,520	\$ 493,309
Property, plant, and equipment, net	619,771	—	619,771
Operating lease right-of-use assets	79,049	—	79,049
Investments	78,296	—	78,296
Intangible assets, net	28,681	—	28,681
Other assets	19,302	—	19,302
Total assets	\$ 1,313,888	\$ 4,520	\$ 1,318,408
Liabilities and equity			
Current liabilities:			
Accounts payable	\$ 216,054	—	\$ 216,054
Accounts payable—related party	19,553	—	19,553
Accrued expenses	90,079	—	90,079
Current portion of operating lease liabilities	8,371	—	8,371
Other current liabilities	36,123	(30,000)	6,123
Current portion of long-term debt	47,620	—	47,620
Total current liabilities	417,800	(30,000)	387,800
Long-term debt	488,204	(151,827)	336,377
Long-term debt—related party	89,800	(64,800)	25,000
Operating lease liabilities	70,815	—	70,815
Other liabilities	902	—	902
Total liabilities	1,067,521	(246,627)	820,894
Commitments and contingencies			
Temporary equity	—	1,820,398	1,820,398
Equity			
Class A common stock, \$0.01 par value; no shares authorized, issued or outstanding (Actual Historical); 600,000,000 shares authorized, 41,237,003 shares issued and outstanding, As Adjusted)	—	412	412
Class B common stock, \$0.01 par value; no shares authorized, issued or outstanding (Actual Historical); 400,000,000 shares authorized, 101,133,201 shares issued and outstanding, As Adjusted)	—	1,012	1,012
Additional paid-in capital	—	—	—
Accumulated deficit	—	(1,325,683)	(1,325,683)
Members' Equity	244,992	(244,992)	—
Noncontrolling interest	1,421	—	1,421
Accumulated other comprehensive income	(46)	—	(46)
Total equity	246,367	251,147	497,514
Total liabilities and equity	\$ 1,313,888	\$ 4,520	\$ 1,318,408

The accompanying notes are an integral part of these unaudited pro forma financial statements.

ProFrac Holding Corp.
Pro Forma Statement of Operations
For Year Ended December 31, 2021

(Unaudited)

(Amounts in thousands)

	ProFrac Predecessor Historical	Refinancing transactions (Note 3)	FTSI Acquisition (Note 4)	ProFrac Predecessor and FTSI Combined Pro Forma	Offering and Corporate Reorganization (Note 2)	ProFrac Holding Corp. Pro Forma
Revenues	\$ 768,353	\$ —	\$ 405,250	\$ 1,173,603	\$ —	\$ 1,173,603
Operating costs and expenses:						
Cost of revenues, exclusive of depreciation, depletion and amortization	570,122	—	316,747	886,869	—	886,869
Depreciation, depletion and amortization	140,687	—	82,531	223,218	—	223,218
Loss on disposal of assets, net	9,777	—	2,195	11,972	—	11,972
Selling, general, and administrative	65,592	—	57,600	123,192	—	123,192
Total operating costs and expenses	786,178	—	459,073	1,245,251	—	1,245,251
Operating loss	(17,825)	—	(53,823)	(71,648)	—	(71,648)
Other (expense) income:						
Interest expense, net	(25,788)	(25,316)	(301)	(51,405)	15,263	(36,142)
Reorganization items, net	—	—	(894)	(894)	—	(894)
Other (expense) income	(111)	(20,616)	—	(20,727)	(8,817)	(29,544)
Loss before income tax provision	(43,724)	(45,932)	(55,018)	(144,674)	6,446	(138,228)
Income tax benefit (provision)	186	—	(70)	116	—	116
Net loss	\$ (43,538)	\$ (45,932)	\$ (55,088)	\$ (144,558)	\$ 6,446	\$ (138,112)
Net loss attributable to noncontrolling interest	(1,118)	—	—	(1,118)	(98,861)	(99,979)
Net loss attributable to ProFrac Holding Corp	\$(42,420)	\$ (45,932)	\$ (55,088)	\$ (143,440)	\$ 105,307	\$ (38,113)
Loss per share:						
Basic						\$ (0.92)
Diluted						\$ (0.92)

The accompanying notes are an integral part of these unaudited pro forma financial statements.

ProFrac Holding Corp.
Pro Forma Statement of Operations
For Three Months Ended March 31, 2022

(Unaudited)
(Amounts in thousands)

	<u>ProFrac Predecessor Historical</u>	<u>Refinancing transactions (Note 3)</u>	<u>FTSI Acquisition (Note 4)</u>	<u>ProFrac Predecessor and FTSI Combined Pro Forma</u>	<u>Offering and Corporate Reorganization (Note 2)</u>	<u>ProFrac Holding Corp. Pro Forma</u>
Revenues	\$ 344,980	\$ —	\$ 76,635	\$ 421,615	\$ —	\$421,615
Operating costs and expenses:						
Cost of revenues, exclusive of depreciation, depletion and amortization	232,599	—	59,679	292,278	—	292,278
Depreciation, depletion and amortization	44,216	—	12,572	56,788	—	56,788
Gain (loss) on disposal of assets, net	(154)	—	(5)	(159)	—	(159)
Selling, general, and administrative	34,127	—	25,378	59,505	—	59,505
Total operating costs and expenses	310,788	—	97,624	408,412	—	408,412
Operating income (loss)	34,192	—	(20,989)	13,203	—	13,203
Other (expense) income:						
Interest expense, net	(9,272)	(4,370)	(119)	(13,761)	3,816	(9,945)
Reorganization items, net	(12)	—	129	117	—	117
Loss on extinguishment of debt	(8,273)	—	—	(8,273)	(8,817)	(17,090)
Other (expense) income	8,243	—	—	8,243	—	8,243
Income (loss) before income tax provision	24,878	(4,370)	(20,979)	(471)	(5,001)	(5,472)
Income tax benefit (provision)	(752)	—	—	(752)	—	(752)
Net income (loss)	\$ 24,126	(4,370)	\$ (20,979)	\$ (1,223)	(5,001)	\$ (6,224)
Net income (loss) attributable to noncontrolling interest	416	—	—	416	(4,717)	(4,301)
Net income (loss) attributable to ProFrac Holding Corp.	\$ 23,710	(4,370)	\$ (20,979)	\$ (1,639)	(284)	\$ (1,923)
Income per share:						
Basic						\$ (0.05)
Diluted						\$ (0.05)

The accompanying notes are an integral part of these unaudited pro forma financial statements.

ProFrac Holding Corp.

Notes to Unaudited Pro Forma Financial Statements

1. Basis of Presentation, the Offering and Reorganization

The historical financial information is derived from the financial statements of ProFrac Predecessor included elsewhere in this prospectus. For purposes of the unaudited pro forma balance sheet, it is assumed that the transactions had taken place on March 31, 2022. For purposes of the unaudited pro forma statements of operations, it is assumed all transactions had taken place on January 1, 2021.

Upon closing the Offering, the Company expects to incur direct, incremental general and administrative expenses as a result of being publicly traded, including, but not limited to, costs associated with annual and quarterly reports to stockholders, tax return preparation, independent auditor fees, investor relations activities, registrar and transfer agent fees, incremental director and officer liability insurance costs, and independent director compensation. These direct, incremental general and administrative expenditures are not reflected in the historical financial statements or in the unaudited pro forma financial statements.

The Company was incorporated as a Delaware corporation on August 17, 2021. Prior to December 21, 2021, Dan Wilks and Farris Wilks (or entities they control) (collectively, the "Wilks") held a controlling interest in ProFrac LLC, Best Flow and Alpine. Historical periods for ProFrac Predecessor had been presented on a consolidated and combined basis given the common control ownership by the Wilks. On December 21, 2021, all of the then-outstanding membership interests in Best Flow and Alpine were contributed to ProFrac LLC in exchange for membership interests in ProFrac LLC. Accordingly, all prior periods have been retrospectively adjusted to present the operations of ProFrac LLC, Best Flow and Alpine on a consolidated basis. The acquisitions of Best Flow and Alpine have been accounted for in a manner consistent with the pooling of interest method of accounting, as the transaction was a combination of entities under common control.

Following this offering, the Company will be a holding company whose sole material assets consist of membership interests in ProFrac LLC, which owns all of our operating assets. Following this offering, the Company will be the sole managing member of ProFrac LLC and will be responsible for all operational, management and administrative decisions relating to ProFrac LLC's business and will consolidate the financial results of ProFrac LLC and its subsidiaries.

Immediately prior to completion of this offering, we will engage in the following additional series of transactions, which, together with the Offering, are collectively referred to in this prospectus as our "corporate reorganization":

- all of the membership interests in ProFrac LLC held by the then-existing owners of ProFrac LLC (including certain preferred equity in ProFrac LLC, which THRC Holdings, LP agreed to retain in lieu of its redemption in connection with the closing of the FTSI Acquisition (such ProFrac LLC equity, the "THRC FTSI Related Equity")) will be converted into a single class of common units in ProFrac LLC ("ProFrac LLC Units," and any holder of ProFrac LLC Units other than ProFrac Holding Corp. and its wholly-owned subsidiaries, the "ProFrac LLC Unit Holders");
- ProFrac Holding Corp. will issue to each ProFrac LLC Unit Holder a number of shares of Class B common stock equal to the number of ProFrac LLC Units held by such ProFrac LLC Unit Holder following this offering in exchange for a cash payment equal to the par value of such shares;

[Table of Contents](#)

- ProFrac Holding Corp. will issue 16,000,000 shares of Class A common stock to purchasers in this offering in exchange for the proceeds of this offering; and
- We intend to apply the proceeds from this offering as described under “Use of Proceeds.”

To the extent the underwriters’ option to purchase additional shares is exercised in full or in part, the Company will contribute the net proceeds therefrom to ProFrac LLC in exchange for an additional number of ProFrac LLC Units equal to the number of shares of Class A common stock issued pursuant to the underwriters’ option.

After giving effect to these transactions and this Offering and assuming the underwriters’ option to purchase additional shares is not exercised, the Company will own an approximate 25.0% interest in ProFrac LLC (or 26.2% if the underwriters’ option to purchase additional shares is exercised in full), and the ProFrac LLC Unit Holders will own an approximate 75.0% interest in ProFrac LLC (or 73.8% if the underwriters’ option to purchase additional shares is exercised in full) and all of our Class B common stock.

2. Pro Forma adjustments and assumptions related to the offering and corporate reorganization transactions

The following table summarizes the pro forma balance sheet adjustments related to the Offering and the Corporate Reorganization transactions (in thousands) as of March 31, 2022 for:

	ProFrac Predecessor Historical	Offering and corporate reorganization transactions	ProFrac Holding Corp. Pro Forma
Assets			
Current assets:			
Cash and cash equivalents	\$ 28,654	\$ 304,876(a,f) (298,374)(c,d,e)	\$ 35,156
Accounts receivable, net	298,870	—	298,870
Accounts receivable—related party	3,396	—	3,396
Prepaid expenses, and other current assets	18,726	(1,982)(a)	16,744
Inventories	139,143	—	139,143
Total current assets	488,789	\$ (4,520)	\$ 493,309
Property, plant, and equipment, net	619,771	—	619,771
Operating lease right-of-use assets	79,049	—	79,049
Investments	78,296	—	78,296
Intangible assets, net	28,681	—	28,681
Other assets	19,302	—	19,302
Total assets	\$ 1,313,888	\$ (4,520)	\$ 1,318,408
Liabilities and equity			
Current liabilities:			
Accounts payable	\$ 216,054	—	\$ 216,054
Accounts payable—related party	19,553	—	19,553
Accrued expenses	90,079	—	90,079
Current portion of operating lease liabilities	8,371	—	8,371
Other current liabilities	36,123	(30,000)(g)	6,123
Current portion of long-term debt	47,620	—	47,620
Total current liabilities	417,800	(30,000)	387,800
Long-term debt	488,204	(151,827)(l)	336,377
Long-term debt—related party	89,800	(64,800)(d)	25,000
Operating lease liabilities	70,815	—(d)	70,815
Other liabilities	902	—	902
Total liabilities	1,067,521	(246,627)	820,894
Commitments and contingencies			
Temporary equity	—	1,820,398(h)	1,820,398
Equity			
Class A common stock, \$0.01 par value; no shares authorized, issued or outstanding (Actual Historical); 600,000,000 shares authorized, 41,237,003 shares issued and outstanding, As Adjusted	—	412(a,g)	412
Class B common stock, \$0.01 par value; no shares authorized, issued or outstanding (Actual Historical); 400,000,000 shares authorized, 101,133,201 shares issued and outstanding, As Adjusted	—	1,012(b)	1,012
Additional paid-in capital	—	\$ 301,882(a) (182)(a) (209)(a) (72,930)(c) 29,979(g) (258,540)(h)	—
Accumulated deficit	—	(1,325,683)(h)	(1,325,683)
Members' Equity	244,992	(244,992)(h)	—
Noncontrolling interest	1,421	—	1,421
Accumulated other comprehensive income	(46)	—	(46)
Total equity	246,367	301,882(a) 1,012(b) (8,817)(c) (72,930)(c) 30,000(g)	497,514
Total liabilities and equity	\$ 1,313,888	\$ (4,520)	\$ 1,318,408

Table of Contents

- (a) Reflects the issuance and sale of 16,000,000 shares of Class A Common Stock at the initial public offering price and the sale to the underwriters in the IPO of an additional 2,228,153 shares of our Class A common stock pursuant to the over-allotment option granted to the underwriters in connection with the IPO of \$18.00 per share net of underwriting discounts and commissions of \$15.2 million and additional estimated expenses related to the Offering of approximately \$11.0 million for a total of \$26.2 million. Of the \$11.0 million in estimated offering costs, \$2.0 million had been prepaid as of March 31, 2022. The par value of Class A Common Stock is \$0.01 per share. Additionally, in connection with the corporate reorganization, the Company issued 20,894,576 shares to certain of the ProFrac LLC Unit Holders in exchange for ProFrac LLC Units held by such holders.
- (b) Reflects the issuance of 101,133,201 shares of Class B Common Stock to the ProFrac LLC Unit Holders, with a par value of \$0.01 per share in exchange for all of the members' equity, non-controlling interest and accumulated earnings and cash in an amount equal to the par value of \$0.01 per share of Class B Common Stock.
- (c) Reflects the use of \$160.6 million of the net proceeds from the Offering to repay the following Long-term Debt:
- \$146.6 million of such net proceeds will be used by ProFrac II LLC to make an offer to repay outstanding borrowings under the New Term Loan Credit Facility (which each lender thereunder may accept or reject in its sole discretion). This will result in a write-off of debt issuance costs of \$5.9 million and \$2.9 in prepayment penalties;
 - \$14.0 million of such net proceeds will be used by ProFrac LLC to make an offer to repay outstanding borrowings under the New ABL.
- (d) Reflects \$64.8 million of the net proceeds from the Offering to repay the following related party long-term debt based on the following allocation:
- \$22.0 million of such net proceeds will be used by ProFrac LLC to repay amounts outstanding under the Backstop Note;
 - \$22.0 million of such net proceeds will be used by ProFrac LLC to repay amounts outstanding under the Closing Date Note;
 - \$20.8 million of such net proceeds will be used by ProFrac LLC to repay amounts outstanding under the Equity Bridge Note;
- (e) Reflects the use \$72.9 million of the net proceeds from the Offering to purchase the THRC FTSI Related Equity from THRC Holdings (the "THRC Equity Purchase").
- (f) Reflects the use of \$1.0 million of the net proceeds from the Offering for general corporate purposes.
- To the extent that lenders under the New Term Loan Credit Facility decline an offer of prepayment, the Company intends to apply declined net proceeds to repay indebtedness under the New ABL Credit Facility and for general corporate purposes, including the cost of manufacturing additional fleets. In this event, the Company will apply at least 50% of such declined prepayments to the New ABL Credit Facility. If all of such declined prepayments were used to repay the New ABL Credit Facility, the interest expense would increase \$3.2 million.
- (g) Reflects the issuance of 2,114,273 shares of Class A Common Stock to the West Munger sellers. West Munger was acquired for aggregate consideration equal to (at the option of the West Munger sellers) \$30.0 million in cash or, upon the closing of this offering, approximately 2.2 million shares of Class A Common Stock. The consideration was recorded as an other current liability as of March 31, 2022. This adjustment reflects a decrease of the liability of \$30.0 million, and an increase to additional paid-in capital of \$30.0 million.
- (h) Reflects the recognition of noncontrolling interest as temporary equity at its fair value at issuance of \$1,820.4 million, and a reclassification of members' equity of \$236.2 million, a reclassification for the 101,133,201 Class B Shares to be issued of additional paid-in capital of \$258.5 million and accumulated earnings of \$1,325.7 million to accumulated deficit. Each ProFrac LLC Unit Holder will, subject to certain limitations, have the right to cause ProFrac LLC to acquire all or a portion of its ProFrac LLC Units (together with an equivalent number of shares of our Class B common stock) for, at ProFrac LLC's election, shares of our Class A common stock at a redemption ratio of one share of Class A common stock for each ProFrac LLC Unit redeemed or an equivalent amount of cash. As a result of this cash redemption right, we have presented the associated Class B common stock as temporary equity on our pro forma balance sheet.

Subsequent to the corporate reorganization, the Company will consolidate the results of ProFrac Predecessor.

Income taxes and tax receivable agreement

The corporate reorganization transactions result in the Company's earnings being subject to federal and state income tax as a subchapter C corporation using a blended statutory rate of approximately 23% for the year ended December 31, 2021 and the three months ended March 31, 2022. This rate is inclusive of U.S. federal and state taxes. However, we have not recognized our expected net deferred tax assets and no pro forma income tax benefit is presented, as we have concluded that it is more likely than not that we will not be able to realize our net deferred tax assets.

The Company will enter into the Tax Receivable Agreement with certain of the ProFrac LLC Unit Holders (each such person or its permitted transferees, a "TRA Holder", and collectively the "TRA Holders") at the closing of this offering. This agreement will generally provide for the payment by the Company to each TRA Holder of 85% of the net cash savings, if any, in U.S. federal, state and local income tax and franchise tax (computed using

Table of Contents

simplifying assumptions to address the impact of state and local taxes) that the Company actually realizes (or is deemed to realize in certain circumstances) in periods after this offering as a result of (i) certain increases in tax basis that occur as a result of the Company's acquisition (or deemed acquisition for U.S. federal income tax purposes) of all or a portion of such TRA Holder's ProFrac LLC Units in connection with this offering or pursuant to the exercise of the Redemption Right or the Call Right and (ii) imputed interest deemed to be paid by the Company as a result of, and additional tax basis arising from, any payments the Company makes under the Tax Receivable Agreement. The Company will be dependent on ProFrac LLC to make distributions to the Company in an amount sufficient to cover the Company's obligations under the Tax Receivable Agreement. We currently anticipate that the Company will acquire (or be deemed to acquire for U.S. federal income tax purposes) ProFrac LLC Units from certain TRA Holders in connection with this Offering. However, we have not reflected any pro forma adjustments relating to the Tax Receivable Agreement because we do not currently believe it is likely that tax benefits relating thereto will result in the realization of actual cash tax savings by the Company or that payments under the Tax Receivable Agreement would be probable.

If we experience a change of control (as defined under the Tax Receivable Agreement) or the Tax Receivable Agreement otherwise terminates early, ProFrac Holding Corp.'s obligations under the Tax Receivable Agreement could have a substantial negative impact on our liquidity and could have the effect of delaying, deferring or preventing certain mergers, asset sales, or other forms of business combinations or changes of control. For example, if we were to experience a change of control or the Tax Receivable Agreement was otherwise terminated immediately after this offering, the estimated termination payments would, in the aggregate, be approximately \$487 million (calculated using a discount rate equal to (i) the greater of (A) 0.25% and (B) SOFR, plus (ii) 150 basis points, applied against an undiscounted liability of \$568 million calculated at the 21% U.S. federal corporate income tax rate and estimated applicable state and local income tax rates). The foregoing amount is merely an estimate and the actual payment could differ materially.

The following table summarizes the pro forma adjustments on our statements of operations related to the Offering and the Corporate Reorganization transactions for the year ended December 31, 2021 (in thousands):

	ProFrac Predecessor and FTSI Combined Pro Forma	Offering and corporate reorganization transactions	ProFrac Holding Corp. Pro Forma
Year ended December 31, 2021			
Interest expense, net	\$ (51,405)	15,263(i)	(36,142)
Other (expense) income	(20,727)	(8,817)(j)	(29,544)
Net income (loss) attributable to noncontrolling interest	(1,118)	(98,861)(k)	(99,979)

(i) Reflects the pro forma (i) reduction in interest expense for the debt facilities to be repaid with proceeds of the Offering, as summarized in table below:

Reduction of interest for \$ 138.2 million lower New Term Loan Credit Facility at 9.5%	\$ 13,660
Reduction of interest for \$14.0 million lower New ABL Credit Facility at 4.5%	629
Reduction of interest for \$ 22.0 million lower Backstop Note at 1.74%	383
Reduction of interest for \$ 22.0 million lower Closing Date Note at 1.74%	383
Reduction of interest for \$ 20.8 million lower Equify Bridge Note at 1.0%	208
Total	\$ 15,263

Table of Contents

(j) Reflects the pro forma loss on extinguishment of debt related to the prepayment of the New Term Loan Credit Facility, as summarized in the table below.

Debt issuance costs of New Term Loan Credit Facility extinguished	\$(5,941)
Prepayment penalty	<u>(2,876)</u>
Total	\$(8,817)

(k) Reflects the pro forma allocation of net loss to the noncontrolling interest related to the ProFrac LLC Units held outside of ProFrac Holding Corp.

The following table summarizes the pro forma adjustments on our statements of operations related to the Offering and the Corporate Reorganization transactions for the three months ended March 31, 2022 (in thousands):

	ProFrac Predecessor and FTSI Combined Pro Forma	Offering and corporate reorganization transactions	ProFrac Holding Corp. Pro Forma
Three months ended March 31, 2022			
Interest expense, net	(13,761)	3,816(l)	(9,945)
Other (expense) income	(30)	(8,817)(m)	(8,847)
Net income (loss) attributable to noncontrolling interest	416	(4,717)(n)	<u>(4,301)</u>

(l) Reflects the pro forma (i) reduction in interest expense for the debt facilities to be repaid with proceeds of the Offering, as summarized in table below:

Reduction of interest for \$ 143.8 million lower New Term Loan Credit Facility at 9.5%	\$ 3,415
Reduction of interest for \$14.0 million lower New ABL Credit Facility at 4.5%	157
Reduction of interest for \$ 22.0 million lower Backstop Note at 1.74%	96
Reduction of interest for \$ 22.0 million lower Closing Date Note at 1.74%	96
Reduction of interest for \$ 20.8 million lower Equify Bridge Note at 1.0%	<u>52</u>
Total	\$ 3,816

(m) Reflects the pro forma loss on extinguishment of debt related to the prepayment of the New Term Loan Credit Facility, as summarized in the table below.

Debt issuance costs of New Term Loan Credit Facility extinguished	\$(5,941)
Prepayment penalty	<u>(2,876)</u>
Total	\$(8,817)

(n) Reflects the pro forma allocation of net loss to the noncontrolling interest related to the ProFrac LLC Units held outside of ProFrac Holding Corp.

3. Refinancing Transactions Pro Forma Adjustments and Assumptions

The following refinancing transactions occurred in the three months ended March 31, 2022 and the Company has recognized them in the historical unaudited consolidated balance sheet as of March 31, 2022 and in the statement of operations for the three months period ended March 31, 2022. In addition, the Company has made the following assumptions in the preparation of the unaudited pro forma statements of operations for the year ended December 31, 2021 and the three months ended March 31, 2022:

- In February 2022, ProFrac LLC entered an agreement to expand its Term Loan by \$48.0 million with debt issuance costs of \$0.2 million. The proceeds of which were used to purchase all the series A-1 and B-1 preferred units of BPC for \$46.0 million. Had this equity method investment been made as of January 1, 2021, the Company would have recognized an equity method loss of approximately \$13.2 million.

Table of Contents

- On March 4, 2022, ProFrac LLC entered into the New Term Loan Credit Facility. At closing of the New Term Loan Credit Facility, ProFrac LLC borrowed \$450.0 million, with debt issuance costs of \$14.8 million. The proceeds from the New Term Loan Credit Facility were used to repay in full and terminate the outstanding indebtedness under the existing term loan of ProFrac LLC with a principal amount of \$219.4 million and to fund the FTSI acquisition. In connection with the term loan retirement, we recognized a loss on debt extinguishment of \$3.9 million. Had the retirement occurred as of December 31, 2021, the loss on extinguishment would have been \$4.3 million. Borrowings under the New Term Loan Credit Facility bear interest at the greater of Adjusted Term SOFR or 1.0%, plus a margin of 6.50% to 8.00% (8.50% until October 1, 2022), depending on the total net leverage ratio as defined under the New Term Loan Credit Facility. The interest rate was 9.50% as of the date of funding.
- On March 4, 2022, the Company entered into a \$45.8 million subordinated promissory note with Equify Financial ("Equify Bridge Note"). The Equify Bridge Note accrues interest at a rate of 1.00% and matures in March 2027. The Equify Bridge Note refinanced the Best Flow Credit Facility, Best Flow Note and Alpine Promissory Note. The prepayment of these facilities resulted in loss on extinguishment of debt of \$3.5 million.
- On March 4, 2022, ProFrac LLC issued the Backstop Note and the Closing Date Note in an aggregate principal amount of \$44.0 million, and an interest rate of 1.74%.

The following pro forma adjustments are reflected on our statement of operations related to the Refinancing transactions for the year ended December 31, 2021 (in thousands):

The following table summarizes the adjustment to interest expense for the year ended December 31, 2021:

Incremental interest for \$48.0 million expansion of existing term loan at 9.75% interest	\$ (4,680)
Incremental interest for \$450.0 million New Term Loan Credit Facility at 9.50% interest	(42,750)
Incremental interest for \$44.0 million Backstop Note and Closing Date Note at 1.74% interest	(766)
Reduction of interest for \$171.4 million existing term loans at 8.75% interest	14,994
Reduction of interest for \$48.0 million existing term loans at 9.75% interest	4,680
Incremental interest for \$45.8 million Equify Bridge Note at 1.0% interest	(458)
Reduction of interest for Alpine Promissory Note, Best Flow Credit Facility, and Best Flow Note at 8.00% interest	3,664
Total	\$ (25,316)

A hypothetical increase or decrease in floating interest rates of 0.125% on the New Term Loan Credit Facility would increase or decrease our pro forma interest expense by \$0.6 million for the year ended December 31, 2021.

The following table summarizes the adjustment to other (expense) income for the year ended December 31, 2021:

Loss on extinguishment of existing term loan	\$ (3,890)
Loss on extinguishment of Best Flow Credit Facility and Best Flow Note	(1,699)
Loss on extinguishment of Alpine Promissory Note	(1,831)
BPC equity method loss	(13,196)
Total	\$ (20,616)

Table of Contents

The following table summarizes the adjustment to interest expense for the three months March 31, 2022:

Incremental interest for \$48.0 million expansion of existing term loan at 9.75% interest	\$ (513)
Incremental interest for \$450.0 million New Term Loan Credit Facility at 9.50% interest	(7,379)
Incremental interest for \$44.0 million Backstop Note and Closing Date Note at 1.74% interest	(132)
Reduction of interest for \$171.4 million existing term loans at 8.75% interest	2,588
Reduction of interest for \$48.0 million existing term loans at 9.75% interest	513
Incremental interest for \$45.8 million Equify Bridge Note at 1.0% interest	(79)
Reduction of interest for Alpine Promissory Note, Best Flow Credit Facility, and Best Flow Note at 8.00% interest	632
Total	<u>\$(4,370)</u>

A hypothetical increase or decrease in floating interest rates of 0.125% on the New Term Loan Credit Facility would increase or decrease our pro forma interest expense by \$0.1 million for the three months March 31, 2022.

4. FTSI Acquisition Pro Forma Adjustments and Assumptions

On March 4, 2022, ProFrac LLC acquired FTSI for a purchase price of approximately \$405.7 million, consisting of cash consideration of \$332.8 million and certain equity interests in ProFrac LLC of \$72.9 million.

We have accounted for the acquisition of FTSI in the unaudited consolidated financial information for the three months ended March 31, 2022 using the acquisition method of accounting. In addition, we reflected certain business acquisition related adjustments in the unaudited pro forma condensed combined financial information for the year ended December 31, 2021 and the three months ended March 31, 2022 as if the acquisition had consummated as of January 1, 2021. We use our best estimates and assumptions to assign fair value to the tangible and intangible assets expected to be acquired and liabilities expected to be assumed at the acquisition date. The determination and preliminary allocation of the purchase consideration used in the unaudited pro forma condensed combined financial information are subject to change during the measurement period (up to one year from the date the acquisition closes) as we finalize the valuations of the net tangible and intangible assets acquired and liabilities assumed. The unaudited pro forma adjustments are not necessarily indicative of or intended to represent the results that would have been achieved had the FTSI Acquisition been consummated as of the dates indicated or that may be achieved in the future. The actual results reported by the Company in periods following the FTSI Acquisition may differ significantly from those reflected in the unaudited pro forma financial statements for a number of reasons, including cost synergies and the effect of the incremental costs incurred to integrate FTSI.

Table of Contents

The Company has performed a preliminary valuation analysis of the fair market value of FTSI's assets and liabilities. The following table summarizes the allocation of the preliminary purchase price as of March 31, 2022 (in thousands):

Assets acquired:	
Cash and cash equivalents	\$ 53,771
Accounts receivable	89,268
Prepaid expenses and other assets	4,037
Inventories	42,344
Property, plant and equipment	307,113
Operating lease ROU asset	2,748
Goodwill and intangible assets	1,239
Other assets	1,583
Total assets acquired	502,103
Liabilities assumed:	
Accounts payable	62,985
Accrued expenses	19,308
Operating lease liability current	1,235
Current portion of debt	10,136
Other current liabilities	309
Operating lease liability non-current	1,512
Other non-current liabilities	928
Total liabilities assumed	96,413
Net assets acquired	\$ 405,690

The preliminary purchase price allocation has been used to prepare pro forma adjustments in the pro forma statements of operations for both the year ended December 31, 2021 and the three months ended March 31, 2022. The final purchase price allocation will be determined when the Company has completed the detailed valuations and necessary calculations. The final allocation could differ materially from the preliminary allocation used in the pro forma adjustments. The final allocation may include (i) changes in the fair value of property, plant and equipment, (ii) changes to intangible assets and goodwill and (iii) other changes to assets and liabilities.

[Table of Contents](#)

The following table summarizes the pro forma adjustments on the FTSI statements of operations for the year ended December 31, 2021, related to the acquisition (in thousands):

	FTSI Historical	Acquisition Adjustments	Reclassification Adjustments	Acquisition Financing Adjustments	FTSI Pro Forma
Revenues	\$ 405,250	\$ —	\$ —	\$ —	\$405,250
Operating costs and expenses:					
Cost of revenues, exclusive of depreciation, depletion and amortization	316,747	—	—	—	316,747
Depreciation, depletion and amortization	53,853	30,028(o)	—	(1,350)(q)	82,531
Loss on disposal of assets, net	2,195	—	—	—	2,195
Selling, general, and administrative	47,920	—	4,521(p)	5,159(r)	57,600
Impairments and other charges	4,521	—	(4,521)(p)	—	—
Total operating costs and expenses	425,236	30,028	—	3,809	459,073
Operating loss	(19,986)	(30,028)	—	(3,809)	(53,823)
Other (expense) income:					
Interest expense, net	(301)	—	—	—	(301)
Reorganization items, net	(894)	—	—	—	(894)
Loss before income tax provision	(21,181)	(30,028)	—	(3,809)	(55,018)
Income tax provision	(70)	—	—	—	(70)
Net loss	\$ (21,251)	\$ (30,028)	\$ —	\$ (3,809)	\$ (55,088)
Net loss attributable to noncontrolling interest	—	—	—	—	—
Net loss attributable to ProFrac Holding Corp.	\$ (21,251)	\$ (30,028)	\$ —	\$ (3,809)	\$ (55,088)

- (o) Reflects the additional depreciation, depletion and amortization expense related to our preliminary purchase price allocation. The estimated values for identified long-lived assets, including intangibles and goodwill could materially differ in our finalized purchase price allocation.
- (p) Reflects the reclassification of various transaction expenses to selling, general and administrative expense to reflect presentation of the ProFrac Predecessor.
- (q) Reflects the reduction in depreciation expense associated with the sale leaseback of FTSI real estate assets.
- (r) Reflects the incremental rent expense associated with the sale leaseback of FTSI real estate assets.

Table of Contents

The following table summarizes the pro forma adjustments on the FTSI statements of operations for the stub period from January 1, 2022 to March 3, 2022, the day before the Closing Date of the acquisition of FTSI, related to the acquisition (in thousands):

	FTSI Historical	Acquisition Adjustments	Reclassification Adjustments	Acquisition Financing Adjustments	FTSI Pro Forma
Revenues	\$ 76,635	\$ —	\$ —	\$ —	\$ 76,635
Operating costs and expenses:					
Cost of revenues, exclusive of depreciation, depletion and amortization	59,679	—	—	—	59,679
Depreciation, depletion and amortization	7,142	5,655(s)	—	(225)(u)	12,572
Loss on disposal of assets, net	(5)	—	—	—	(5)
Selling, general, and administrative	14,628	—	9,890(t)	860(v)	25,378(w)
Impairments and other charges	9,890	—	9,890(t)	—	—
Total operating costs and expenses	91,335	5,655	—	635	97,624
Operating loss	(14,700)	(5,655)	—	(635)	(20,989)
Other (expense) income:					
Interest expense, net	(119)	—	—	—	(119)
Reorganization items, net	129	—	—	—	129
Loss before income tax provision	(14,690)	(5,655)	—	(635)	(20,979)
Income tax provision	—	—	—	—	—
Net loss	\$ (14,690)	\$ (5,655)	\$ —	\$ (635)	\$(20,979)
Net loss attributable to noncontrolling interest	—	—	—	—	—
Net loss attributable to ProFrac Holding Corp.	\$ (14,690)	\$ (5,655)	\$ —	\$ (635)	\$(20,979)

- (s) Reflects the additional depreciation, depletion and amortization expense related to our preliminary purchase price allocation. The estimated values for identified long-lived assets, including intangibles and goodwill could materially differ in our finalized purchase price allocation.
- (t) Reflects the reclassification of various transaction expenses to selling, general and administrative expense to reflect presentation of the ProFrac Predecessor.
- (u) Reflects the reduction in depreciation expense associated with the sale leaseback of FTSI real estate assets.
- (v) Reflects the incremental rent expense associated with the sale leaseback of FTSI real estate assets.
- (w) The pro forma combined results include costs of \$29.4 million that relate to severance, accelerated stock award vesting, and transaction related expenses that are not expected to recur.

5. Earnings per share

The following table reflects pro forma basic and diluted earnings (loss) per common share for the issuance of shares of Class A Common Stock in the corporate reorganization and the Offering for the year ended December 31, 2021 as shown below:

	Year ended December 31, 2021
BASIC	
Net income (loss) attributable to stockholders	\$ (38,133)
Shares issued in the corporate reorganization and the Offering	41,237
Basic EPS	\$ (0.92)
DILUTED	
Numerator:	
Net income (loss) attributable to stockholders	\$ (38,133)
Effect of dilutive securities	—
Diluted net income (loss) attributable to stockholders	\$ (38,133)
Denominator:	
Basic weighted average shares outstanding	41,237
Effect of dilutive securities	—
Diluted weighted average shares outstanding	41,237
Diluted earnings (loss) per share	\$ (0.92)

The following table reflects pro forma basic and diluted earnings (loss) per common share for the issuance of shares of Class A Common Stock in the corporate reorganization and the Offering for the three months ended March 31, 2022 as shown below:

	Three Months ended March 31, 2022
BASIC	
Net income (loss) attributable to stockholders	\$ (1,923)
Shares issued in the corporate reorganization and the Offering	41,237
Basic EPS	\$ (0.05)
DILUTED	
Numerator:	
Net income (loss) attributable to stockholders	\$ (1,923)
Effect of dilutive securities	—
Diluted net income (loss) attributable to stockholders	\$ (1,923)
Denominator:	
Basic weighted average shares outstanding	41,237
Effect of dilutive securities	—
Diluted weighted average shares outstanding	41,237
Diluted earnings (loss) per share	\$ (0.05)

[Table of Contents](#)

Basic earnings per share measures the performance of an entity over the reporting period. Diluted earnings per share measures the performance of an entity over the reporting period while giving effect to all potentially dilutive common shares that were outstanding during the period. The Company uses the “if-converted” method to determine the potential dilutive effect of its Class B common stock. The Company uses the “treasury stock” method to determine the potential dilutive effect of its management incentive units. On a pro forma basis for the year ended December 31, 2021 and the three months ended March 31, 2022, the Class B common stock and management incentive units were not recognized in dilutive earnings per share calculations as they would have been antidilutive.



FTS INTERNATIONAL, INC.

**Consolidated Financial Statements
December 31, 2021**

REPORT OF INDEPENDENT REGISTERED PUBLIC ACCOUNTING FIRM

Board of Directors
FTS International, Inc.

Report on 2021 financial statements

Opinion

We have audited the consolidated financial statements of FTS International, Inc. (a Delaware corporation) and subsidiaries (the "Company"), which comprise the consolidated balance sheet as of December 31, 2021, and the related consolidated statements of operations, cash flows, and stockholders' equity (deficit) for the year then ended (Successor), and the related notes to the financial statements.

In our opinion, the accompanying consolidated financial statements present fairly, in all material respects, the financial position of the Company as of December 31, 2021, and the results of its operations and its cash flows for the year then ended (Successor), in accordance with accounting principles generally accepted in the United States of America.

Basis for opinion

We conducted our audit of the consolidated financial statements in accordance with auditing standards generally accepted in the United States of America (US GAAS). Our responsibilities under those standards are further described in the Auditor's Responsibilities for the Audit of the Financial Statements section of our report. We are required to be independent of the Company and to meet our other ethical responsibilities in accordance with the relevant ethical requirements relating to our audit. We believe that the audit evidence we have obtained is sufficient and appropriate to provide a basis for our audit opinion.

Responsibilities of management for the financial statements

Management is responsible for the preparation and fair presentation of the consolidated financial statements in accordance with accounting principles generally accepted in the United States of America, and for the design, implementation, and maintenance of internal control relevant to the preparation and fair presentation of consolidated financial statements that are free from material misstatement, whether due to fraud or error.

In preparing the consolidated financial statements, management is required to evaluate whether there are conditions or events, considered in the aggregate, that raise substantial doubt about the Company's ability to continue as a going concern for one year after the date the financial statements are available to be issued.

Auditor's responsibilities for the audit of the financial statements

Our objectives are to obtain reasonable assurance about whether the consolidated financial statements as a whole are free from material misstatement, whether due to fraud or error, and to issue an auditor's report that includes our opinion. Reasonable assurance is a high level of assurance but is not absolute assurance and therefore is not a guarantee that an audit conducted in accordance with US GAAS will always detect a material misstatement when it exists. The risk of not detecting a material misstatement resulting from fraud is higher than for one resulting from error, as fraud may involve collusion, forgery, intentional omissions, misrepresentations, or the override of internal control. Misstatements are considered material if there is a substantial likelihood that, individually or in the aggregate, they would influence the judgment made by a reasonable user based on the consolidated financial statements.

In performing an audit in accordance with US GAAS, we:

- Exercise professional judgment and maintain professional skepticism throughout the audit.
- Identify and assess the risks of material misstatement of the consolidated financial statements, whether due to fraud or error, and design and perform audit procedures responsive to those risks. Such procedures include examining, on a test basis, evidence regarding the amounts and disclosures in the financial statements.
- Obtain an understanding of internal control relevant to the audit in order to design audit procedures that are appropriate in the circumstances, but not for the purpose of expressing an opinion on the effectiveness of the Company's internal control. Accordingly, no such opinion is expressed.

[Table of Contents](#)

- Evaluate the appropriateness of accounting policies used and the reasonableness of significant accounting estimates made by management, as well as evaluate the overall presentation of the consolidated financial statements.
- Conclude whether, in our judgment, there are conditions or events, considered in the aggregate, that raise substantial doubt about the Company's ability to continue as a going concern for a reasonable period of time.

We are required to communicate with those charged with governance regarding, among other matters, the planned scope and timing of the audit, significant audit findings, and certain internal control–related matters that we identified during the audit.

Report on 2020 and 2019 financial statements

Opinion on the financial statements

We have audited the accompanying consolidated balance sheet of FTS International, Inc. (a Delaware corporation) and subsidiaries (the "Company") as of December 31, 2020 (Successor), the related consolidated statements of operations, cash flows, and stockholders' equity (deficit) for the period from November 20, 2020 through December 31, 2020 (Successor), the period from January 1, 2020 through November 19, 2020 (Predecessor), and the year ended December 31, 2019 (Predecessor), and the related notes (collectively referred to as the "financial statements"). In our opinion, the financial statements present fairly, in all material respects, the financial position of the Company as of December 31, 2020 (Successor), and the results of its operations and its cash flows for the period November 20, 2020 through December 31, 2020 (Successor), the period from January 1, 2020 through November 19, 2020 (Predecessor), and the year ended December 31, 2019 (Predecessor), in conformity with accounting principles generally accepted in the United States of America.

Emergence from bankruptcy

As discussed in Note 3 to the consolidated financial statements, on November 4, 2020, the United States Bankruptcy Court for the District of Delaware entered an order confirming the plan for reorganization, which became effective on November 19, 2020. Accordingly, the accompanying consolidated financial statements have been prepared in conformity with Financial Accounting Standards Board Accounting Standards Codification® (ASC) 852, *Reorganizations*, for the Successor as a new entity with assets, liabilities and a capital structure having carrying amounts not comparable with Predecessor periods, as described in Note 3.

Basis for opinion

These financial statements are the responsibility of the Company's management. Our responsibility is to express an opinion on the Company's financial statements based on our audits. We are a public accounting firm registered with the Public Company Accounting Oversight Board (United States) ("PCAOB") and are required to be independent with respect to the Company in accordance with the U.S. federal securities laws and the applicable rules and regulations of the Securities and Exchange Commission and the PCAOB.

We conducted our audits in accordance with the standards of the PCAOB. Those standards require that we plan and perform the audit to obtain reasonable assurance about whether the financial statements are free of material misstatement, whether due to error or fraud.

Our audits included performing procedures to assess the risks of material misstatement of the financial statements, whether due to error or fraud, and performing procedures that respond to those risks. Such procedures included examining, on a test basis, evidence regarding the amounts and disclosures in the financial statements. Our audits also included evaluating the accounting principles used and significant estimates made by management, as well as evaluating the overall presentation of the financial statements. We believe that our audits provide a reasonable basis for our opinion.

/s/ GRANT THORNTON LLP

We have served as the Company's auditor since 2015.

Dallas, Texas
March 2, 2022

FTS INTERNATIONAL, INC. CONSOLIDATED STATEMENTS OF OPERATIONS

(In millions, except per share amounts)	Successor		Predecessor	
	Year Ended December 31, 2021	Period from November 20, through December 31, 2020	Period from January 1, through November 19, 2020	Year Ended December 31, 2019
Revenue				
Revenue	\$ 405.2	\$ 22.6	\$ 239.6	\$ 775.7
Revenue from related parties	—	—	0.7	0.9
Total revenue	405.2	22.6	240.3	776.6
Operating expenses				
Costs of revenue (excluding depreciation of \$51.9, \$4.6, \$65.2 and \$82.5, respectively, included in depreciation and amortization below)	316.7	24.1	197.2	573.9
Selling, general and administrative	47.9	4.7	47.8	89.1
Depreciation and amortization	53.9	4.8	68.5	90.0
Impairments and other charges	4.5	0.3	34.1	74.6
Loss (gain) on disposal of assets, net	2.2	—	0.1	(1.4)
Total operating expenses	425.2	33.9	347.7	826.2
Operating loss	(20.0)	(11.3)	(107.4)	(49.6)
Interest expense, net	(0.3)	—	(22.1)	(30.7)
Gain on extinguishment of debt, net	—	—	2.0	1.2
Equity in net income of joint venture affiliate	—	—	—	0.6
Gain on sale of equity interest in joint venture affiliate	—	—	—	7.0
Reorganization items, net	(0.9)	(2.1)	103.3	—
Loss before income taxes	(21.2)	(13.4)	(24.2)	(71.5)
Income tax expense	—	—	0.2	1.4
Net loss	\$ (21.2)	\$ (13.4)	\$ (24.4)	\$ (72.9)
Net loss attributable to common stockholders	\$ (21.2)	\$ (13.4)	\$ (24.4)	\$ (72.9)
Basic and diluted loss per share attributable to common stockholders	\$ (1.51)	\$ (0.96)	\$ (4.54)	\$ (13.40)
Shares used in computing basic and diluted loss per share (in thousands)	14,036	13,990	5,377	5,440

The accompanying notes are an integral part of these consolidated financial statements.

FTS INTERNATIONAL, INC. CONSOLIDATED BALANCE SHEETS

(In millions, except share amounts)	December 31, 2021	December 31, 2020
ASSETS		
Current assets		
Cash and cash equivalents	\$ 85.1	\$ 94.0
Accounts receivable, net	67.3	26.9
Inventories	38.5	29.0
Prepaid expenses and other current assets	4.3	19.5
Total current assets	195.2	169.4
Property, plant, and equipment, net	134.0	132.3
Operating lease right-of-use assets	2.4	4.5
Intangible assets, net	6.9	7.4
Other assets	1.5	1.4
Total assets	\$ 340.0	\$ 315.0
LIABILITIES AND STOCKHOLDERS' EQUITY		
Current liabilities		
Accounts payable	\$ 70.6	\$ 26.9
Accrued expenses	18.2	12.5
Current portion of operating lease liabilities	1.3	3.0
Other current liabilities	0.3	0.3
Total current liabilities	90.4	42.7
Long-term debt	—	—
Operating lease liabilities	1.7	3.3
Other liabilities	1.0	2.4
Total liabilities	93.1	48.4
Commitments and contingencies (Note 15)		
Stockholders' equity		
Preferred stock, \$0.01 par value, 5,000,000 shares authorized	—	—
Common stock Class A, \$0.01 par value, 49,000,000, authorized, 13,822,205 issued and outstanding at December 31, 2021 13,677,664 issued and outstanding at December 31, 2020		
Common stock Class B, \$0.01 par value, 1,000,000, authorized, 312,306 issued and outstanding at December 31, 2021 312,306 issued and outstanding at December 31, 2020	0.1	0.1
Additional paid-in capital	281.4	279.9
Accumulated deficit	(34.6)	(13.4)
Total stockholders' equity	246.9	266.6
Total liabilities and stockholders' equity	\$ 340.0	\$ 315.0

The accompanying notes are an integral part of these consolidated financial statements.

FTS INTERNATIONAL, INC. CONSOLIDATED STATEMENTS OF CASH FLOWS

(In millions)	Successor		Predecessor	
	Year Ended December 31, 2021	Period from November 20, through December 31, 2020	Period from January 1, through November 19, 2020	Year Ended December 31, 2019
Cash flows from operating activities				
Net loss	\$ (21.2)	\$ (13.4)	\$ (24.4)	\$ (72.9)
Adjustments to reconcile net loss to net cash provided by (used in) operating activities:				
Depreciation and amortization	53.9	4.8	68.5	90.0
Stock-based compensation	4.1	0.4	10.9	15.4
Amortization of debt discounts and issuance costs	—	—	2.0	1.8
Impairment of assets	—	—	—	9.7
Loss (gain) on disposal of assets, net	2.2	—	0.1	(1.4)
Gain on extinguishment of debt, net	—	—	(2.0)	(1.2)
Non-cash provision for supply commitment charges	—	—	9.1	58.5
Cash paid to settle supply commitment charges	—	—	(31.3)	(17.6)
Gain sale of equity interest in joint venture affiliate	—	—	—	(7.0)
Inventory write-down	—	—	5.1	6.4
Non-cash reorganization items	—	—	(118.7)	—
Other non-cash items	0.1	—	0.9	4.7
Changes in operating assets and liabilities:				
Accounts receivable	(40.6)	3.2	46.0	79.0
Inventories	(9.5)	2.2	6.9	14.0
Prepaid expenses and other assets	1.2	(0.1)	(3.8)	(1.5)
Accounts payable	27.2	5.5	(13.9)	(47.3)
Accrued expenses and other liabilities	4.3	0.3	(1.9)	(6.7)
Net cash provided by (used in) operating activities	21.7	2.9	(46.5)	123.9
Cash flows from investing activities				
Capital expenditures	(43.9)	(1.5)	(19.6)	(54.4)
Proceeds from disposal of assets	3.1	—	0.2	3.3
Proceeds from sale of equity interest in joint venture affiliate	—	—	—	30.7
Net cash used in investing activities	(40.8)	(1.5)	(19.4)	(20.4)
Cash flows from financing activities				
Repayments of long-term debt	—	—	(20.6)	(46.4)
Payments to secured debtholders	—	—	(30.7)	—
Repurchases of common stock	—	—	—	(9.9)
Taxes paid related to net share settlement of equity awards	(2.5)	—	(0.3)	(2.0)
Payments of revolving credit facility issuance costs	—	—	(0.2)	—
Net cash used in financing activities	(2.5)	—	(51.8)	(58.3)
Net (decrease) increase in cash, cash equivalents, and restricted cash	(21.6)	1.4	(117.7)	45.2
Cash, cash equivalents, and restricted cash at beginning of period	106.7	105.3	223.0	177.8
Cash, cash equivalents, and restricted cash at end of period	\$ 85.1	\$ 106.7	\$ 105.3	\$ 223.0
Supplemental cash flow information:				
Interest paid	\$ —	\$ —	\$ 14.6	\$ 31.0
Income tax payments, net	\$ 0.2	\$ —	\$ 0.4	\$ 2.5
Supplemental disclosure of noncash investing activities:				
Capital expenditures included in accounts payable	\$ 17.0	\$ 0.5	\$ 0.2	\$ 0.9
Operating lease liabilities incurred from obtaining right-of-use assets	\$ 1.5	\$ 0.1	\$ 0.6	\$ 11.0
Operating lease liabilities and right-of-use assets derecognized due to lease terminations	\$ 0.8	\$ —	\$ 10.2	\$ 3.2

The accompanying notes are an integral part of these consolidated financial statements.

FTS INTERNATIONAL, INC. CONSOLIDATED STATEMENTS OF STOCKHOLDERS' EQUITY (DEFICIT)

(Dollars in millions and shares in thousands)	Common Stock		Additional Paid-in Capital	Accumulated Deficit	Total Stockholders' Equity (Deficit)
	Shares	Amount			
Balance at January 1, 2019 Predecessor	5,472	\$ 36.4	\$ 4,378.4	\$ (4,307.9)	\$ 106.9
Net loss	—	—	—	(72.9)	(72.9)
Cumulative effect of accounting change	—	—	—	0.1	0.1
Activity related to stock plans	31	—	13.5	—	13.5
Repurchases of common stock	(148)	—	(9.9)	—	(9.9)
Balance at December 31, 2019 Predecessor	5,355	36.4	4,382.0	(4,380.7)	37.7
Net loss	—	—	—	(24.4)	(24.4)
Activity related to stock plans	101	—	25.9	—	25.9
Balance at November 19, 2020 Predecessor	5,456	36.4	4,407.9	(4,405.1)	39.2
Cancellation of Predecessor Equity	(5,456)	(36.4)	(4,407.9)	4,405.1	(39.2)
Balance at November 19, 2020 Predecessor	—	\$ —	\$ —	\$ —	\$ (0.0)
Issuance of Successor Common Stock	13,990	0.1	279.5	—	279.6
Balance at November 19, 2020 Successor	13,990	0.1	279.5	—	279.6
Net loss	—	—	—	(13.4)	(13.4)
Activity related to stock plans	—	—	0.4	—	0.4
Balance at December 31, 2020 Successor	13,990	\$ 0.1	\$ 279.9	\$ (13.4)	\$ 266.6
Net loss	—	—	—	(21.2)	(21.2)
Activity related to stock plans	145	—	1.5	—	1.5
Balance at December 31, 2021 Successor	14,135	\$ 0.1	\$ 281.4	\$ (34.6)	\$ 246.9

The accompanying notes are an integral part of these consolidated financial statements.

FTS INTERNATIONAL, INC.

NOTES TO CONSOLIDATED FINANCIAL STATEMENTS

NOTE 1 — DESCRIPTION OF BUSINESS

Throughout the notes to these consolidated financial statements, the terms “the Company,” “we,” “us,” “our” or “ours” refer to FTS International, Inc., together with its consolidated subsidiaries.

Certain prior year financial statements are not comparable to our current year financial statements due to the adoption of fresh start accounting. References to “Successor” or “Successor Company” relate to the financial position and results of operations of the reorganized Company subsequent to November 19, 2020. References to “Predecessor” or “Predecessor Company” relate to the financial position and results of operations of the Company prior to, and including, November 19, 2020.

We are one of the largest providers of hydraulic fracturing services in North America. Our services enhance hydrocarbon flow from oil and natural gas wells drilled by exploration and production (“E&P”), companies in shale and other unconventional resource formations. Our customers include leading E&P companies that specialize in unconventional oil and natural gas resources in North America. We operate in the most active oil and gas basins in the United States. Substantially all of our business activities support our well completion services. We manage our business, allocate resources, and assess our financial performance on a consolidated basis; therefore, we do not have separate operating segments.

In 2014, the Predecessor Company entered into a joint venture agreement with the Sinopec Oilfield Service Corporation (“Sinopec”). This joint venture collaboration offered hydraulic stimulation services in China. The joint venture company was owned 55% by Sinopec and 45% by the Company. In August 2019, FTSI closed on the sale of its 45% equity ownership interest in SinoFTS, to Sinopec. In exchange, FTSI received consideration of \$26.9 million for the sale of its equity interest and received a royalty fee of \$5.8 million for a license for its intellectual property use. After conducting an analysis of the relative fair values of the equity interest and royalty fee, FTSI allocated \$2.0 million to the prepaid royalty fee. FTSI recognized a gain of \$7.0 million on the sale of its equity interest in August 2019. The prepaid royalty fee will be recognized over approximately six years.

Concentrations of Risk

Our business activities are concentrated in the well completion services segment of the oilfield services industry in the United States. The market for these services is cyclical, and we depend on the willingness of our customers to make operating and capital expenditures to explore for, develop, and produce oil and natural gas in the United States. The willingness of our customers to undertake these activities depends largely upon prevailing industry conditions that are predominantly influenced by current and expected prices for oil and natural gas. Historically, a low commodity-price environment has caused our customers to significantly reduce their hydraulic fracturing activities and the prices they are willing to pay for those services. During these periods, these customer actions materially adversely affected our business, financial condition and results of operations.

Our customer base has historically been concentrated. Our business, financial condition and results of operations could be materially adversely affected if one or more of our significant customers ceases to engage us for our services on favorable terms, or at all, or fails to pay, or delays in paying us significant amounts of our outstanding receivables. For the year ended December 31, 2021 we had three customers make up over 10% of our consolidated revenue. These three customers represented approximately 39% of our consolidated revenue.

[Table of Contents](#)

For the Successor period of November 20, 2020 to December 31, 2020 we had 6 customers make up over 10% of our consolidated revenue. These six customers represented approximately 81% of our consolidated revenue. This level of customer concentration is partially due to the short time period included in the Successor period and may not be representative of customer concentration levels over a longer time period, such as a full fiscal year. For the Predecessor period of January 1, 2020 through November 19, 2020 we had one customer make up over 10% of our consolidated revenue. This customer represented approximately 12% of our consolidated revenue. For the year ended December 31, 2019 we had two customers make up over 10% of our consolidated revenue. These two customers represented approximately 26% of our consolidated revenue. The loss of any of our largest existing customers could have a material adverse effect on our results of operations. While we view revenue as an important metric in assessing customer concentration, we also compare and manage our customer portfolio based on the number of fleets we place with each customer.

Related Parties

The Predecessor Company historically provided services and sold equipment to Chesapeake Energy Corporation and its affiliates (“Chesapeake”), which beneficially owned approximately 20% of the Predecessor’s common stock, and had the right to designate two individuals to serve on our board of directors prior to November 19, 2020. Revenue earned from Chesapeake was \$0.7 million and \$0.1 million in Predecessor periods of 2020 and 2019, respectively. At December 31, 2021, we had accounts receivable balances of zero from Chesapeake.

The Predecessor Company historically sold equipment to SinoFTS for zero and \$0.9 million in 2020 and 2019, respectively. In August 2019, FTSI closed on the sale of its equity ownership interest in SinoFTS, to Sinopec. At December 31, 2021, we had accounts receivable balances of zero from this related party.

Subsequent Events

The Company has evaluated subsequent events through March 2, 2022, the date the financial statements were made available to be issued and determined that there have been no events that have occurred that would require adjustments to our disclosures in the financial statements.

NOTE 2 — PROPOSED ACQUISITION

On October 21, 2021, we entered into an agreement and plan of merger (the “Merger Agreement”) to be acquired by ProFrac Holdings, LLC (“ProFrac”), a leading oilfield services company, in an all-cash transaction that values FTSI at approximately \$407.5 million, including payments to holders of outstanding warrants. Under the terms of the agreement, which has been unanimously approved by FTSI’s Board of Directors (the “Board”), FTSI stockholders will receive \$26.52 per share of FTSI common stock in cash (the “Merger Consideration”). This represents approximately a 14% premium over the Company’s 60-day volume-weighted average closing share price through October 21, 2021.

On March 1, 2022, we entered into an amendment to the Merger Agreement (the “First Amendment”), providing for the shares of FTSI common stock held by THRC Holdings, LP, an affiliate of ProFrac (“THRC”), to remain outstanding, and not be converted into the right to receive the Merger Consideration. Pursuant to a letter agreement dated March 1, 2022 (the “Letter Agreement”), THRC has acknowledged and agreed to this change in the treatment of the shares of FTSI common stock held by it. The First Amendment may be terminated by the Company at any time prior to the Effective Time by giving notice of termination to ProFrac. In the event that the First Amendment is so terminated it would not have the effects described herein

The agreement includes a 45-day “go-shop” period which expired December 5, 2021. During the “go-shop” period, FTSI and its financial advisor, Ducera Securities LLC, reached out to nine potential strategic

counterparties and 37 potential financial counterparties, and did not receive any alternative acquisition proposals.

The Company's obligation to close the transaction is conditioned upon approval by a majority of the Company's stockholders, excluding its largest stockholder THRC Holdings, which is an affiliate of ProFrac. A special meeting of stockholders to consider and vote upon certain proposals related to the Merger Agreement is scheduled for March 3, 2022. Upon closing of the transaction, the Company's common stock will no longer be listed on any public market.

NOTE 3 — RESTRUCTURING

On September 22, 2020, FTS International, Inc., FTS International Services, LLC, and FTS International Manufacturing, LLC filed petitions for voluntary relief (the "Chapter 11 Cases") under Chapter 11 of Title 11 of the United States Code (the "Bankruptcy Code") in the United States Bankruptcy Court for the Southern District of Texas, Houston Division (the "Bankruptcy Court"). On September 22, 2020, FTS International, Inc., FTS International Services, LLC, and FTS International Manufacturing, LLC filed the Joint Prepackaged Chapter 11 Plan of Reorganization of FTS International, Inc. and its Debtor Affiliates (as amended, modified or supplemented, the "Plan") and the related disclosure statement (the "Disclosure Statement"). On November 4, 2020, the Bankruptcy Court entered an order (the "Confirmation Order") confirming the Plan, as modified by the Confirmation Order, and approving the Disclosure Statement.

On November 19, 2020 (the "Effective Date"), the Plan became effective in accordance with its terms and FTS International, Inc., FTS International Services, LLC and FTS International Manufacturing, LLC emerged from Chapter 11. Pursuant to the Plan, on the Effective Date, all agreements, instruments, and other documents evidencing, relating to or otherwise connection with any of our common stock or other equity interests outstanding prior to the Effective Date (collectively, the "legacy equity interests") were cancelled and such legacy equity interests have no further force or effect after the Effective Date. Holders of our legacy equity interests received (i) a number of shares of Class A common stock equal to their proportionate distribution of approximately 9.4% of our common stock under the Plan (subject to dilution by the warrants issued pursuant to the Plan and the Amended and Restated Equity and Incentive Compensation Plan (the "MIP")), (ii) their proportionate distribution of 1,555,521 Tranche 1 Warrants to acquire Class A common stock and (iii) their proportionate distribution of 3,888,849 Tranche 2 Warrants to acquire Class A common stock.

In addition, pursuant to the Plan, on the Effective Date, all outstanding obligations under the 6.25% senior secured notes due May 1, 2022 (the "Notes") were cancelled and the indenture governing such obligations was cancelled, and the credit agreement, dated as of April 16, 2014, by and among FTS International, Inc., the lenders party thereto, and Wilmington Savings Fund Society, FSB, as successor administrative agent (the "Term Loan Agreement"), was cancelled, in each case except to the limited extent expressly set forth in the Plan. On the Effective Date, all liens and security interests granted to secure such obligations were automatically terminated and are of no further force and effect. The holders of Notes and holders of the claims under the Term Loan Agreement received their proportionate distribution of approximately 90.1% of our common stock (subject to dilution by the warrants issued pursuant to the Plan and the MIP) plus their pro rata share of \$30.7 million cash distribution. The holders of claims in connection with the termination of the supply agreement between the Predecessor and Covia Holding Corporation received, in exchange for their claims, a \$12.5 million cash distribution and 0.5% of our common stock (subject to dilution by the warrants issued pursuant to the Plan and the MIP).

Shares of Class A common stock were also issued to a holder of certain termination claims under the Plan.

NOTE 4 — FRESH START ACCOUNTING

Fresh Start Accounting

Upon emergence from bankruptcy, we met the criteria and were required to adopt fresh start accounting in accordance with ASC Topic 852, Reorganizations, which on the emergence date resulted in a new entity, the Successor, for financial reporting purposes, with no beginning retained earnings or deficit as of the fresh start reporting date. The criteria requiring fresh start accounting are: (i) the holders of then-existing voting shares of the Predecessor received less than 50 percent of the new voting shares of the Successor outstanding upon emergence from bankruptcy, and (ii) the reorganization value of the Company's assets immediately prior to confirmation of the Plan was less than the total of all post-petition liabilities and allowed claims.

The Company applied fresh start accounting effective November 19, 2020, the Effective Date. As such, fresh start accounting is reflected in the accompanying consolidated balance sheet as of December 31, 2020 and related fresh start adjustments are included in the accompanying statement of operations for the period from January 1, 2020 through November 19, 2020. As a result of the application of fresh start accounting and the effects of the implementation of the Plan, the financial statements for the period after November 19, 2020 will not be comparable with the financial statements prior to and including November 19, 2020.

Reorganization Value

Reorganization value represents the fair value of the Successor's total assets and is intended to approximate the amount a willing buyer would pay for the assets immediately after restructuring. Under fresh start accounting, the Company allocated the reorganization value to its individual assets based on their estimated fair values.

The Company's reorganization value is derived from an estimate of enterprise value. Enterprise value represents the estimated fair value of an entity's long-term debt and other interest-bearing liabilities and stockholders' equity less unrestricted cash and cash equivalents. The Company estimated the enterprise value of the Successor to be \$266 million at the Effective Date, which was in the Bankruptcy Court approved range of \$190 million and \$290 million. The enterprise value was derived from an independent valuation with the assistance of a third-party valuation advisor. Specific valuation approaches and key assumptions used to arrive at the reorganization value, and the value of discrete assets and liabilities resulting from the application of fresh start accounting, are described below in greater detail within the valuation process.

Although the Company believes the assumptions and estimates used to develop enterprise value and reorganization value are reasonable and appropriate, different assumptions and estimates could materially impact the analysis and resulting conclusions. The assumptions used in estimating these values are inherently uncertain and require judgment. The following table reconciles the Company's enterprise value to the fair value of the Successor's common stock as of the Effective Date.

(In millions)	November 19, 2020
Enterprise value	\$ 266.3
Plus: Excess cash (1)	13.3
Fair value of Successor equity	\$ 279.6

Table of Contents

The following table reconciles the Company's enterprise value to the reorganization value as of the Effective Date:

(In millions)	November 19, 2020
Enterprise value	\$ 266.3
Plus: Excess cash(1)	13.3
Plus: Current liabilities	36.4
Plus: Non-interest-bearing non-current liabilities	6.2
Reorganization value of Successor assets	\$ 322.2

(1) Excess cash of \$13.3 million is calculated by taking the Company's Successor cash and cash equivalents balance of \$88.3 million less \$75.0 million of minimum cash required to operate the business as determined by management. The minimum cash required to operate the business of \$75.0 million was also utilized in the estimation of the range of enterprise values included in the Plan and approved by the Bankruptcy Court.

Valuation Process

The fair values of our principal assets, including inventories, land, buildings, and improvements, service equipment, and intangible assets were estimated with the assistance of third-party valuation advisors as of the Effective Date. In addition, we also estimated the fair value of the Company's warrants as of the Effective Date.

Inventories

Inventories include parts, chemicals, and other raw materials. The fair value of the parts inventory was determined using a combination of the cost and income approaches. The cost approach estimates the fair value of an asset based on the cost to reconstruct or replace it with another of similar utility, with adjustments for physical deterioration and identified obsolescence. The income approach was used to quantify the economic support available for the parts inventory based on the enterprise value estimated for the Company. For the chemicals and other materials inventory, the Company determined that the book value as the proxy for fair value.

Property, Plant, and Equipment

Land, Buildings, and Improvements

The fair value of land, buildings, and improvements was determined using a combination of the cost and market approaches. To determine the fair value of buildings and site improvements, the cost and market approaches were used. As part of the valuation process, information was obtained describing physical attributes such as land and building size, construction dates, and general improvement details. In applying the cost approach, the replacement cost was determined based on the current cost to construct improvements with similar utility, using modern materials and current standards, design, and layout. To determine the fair value of land and improvements, the market approach was used based on third party databases identifying listings of recent sales and comparable properties within pertinent market areas.

Service Equipment and Other

The fair value of the service equipment and other was estimated using a combination of the cost, market, and income approaches. The cost approach was primarily utilized, with the application of the market approach for selected assets based upon the specific characteristics being appraised. The cost approach measures the value

[Table of Contents](#)

of an asset based on the cost to reconstruct or replace it with another of similar utility, with adjustments for physical deterioration and identified obsolescence. The market approach measures the value of an asset through an analysis of recent sales or offerings of comparable assets. The income approach was used to quantify the economic support available for the service equipment and other based on the enterprise value estimated for the Company.

Intangible Assets

The fair value of intangible assets such as customer relationships, in-house developed software, and tradename was determined using a combination of the cost, market, and income approaches. To determine the fair value of customer relationships, the income approach was used based on the present value of the incremental after-tax cash flows attributable to the existing customer cash flow after deducting the appropriate contributory asset charges. The discount rate utilized to present-value the after-tax cash flows was selected based on consideration of the overall business risks and risks associated with the asset being valued. To determine the fair value of the in-house developed software, the cost replacement method, a form of the cost approach, was used. To determine the fair value of the tradename, the Royalty Savings Method, a variation of the income approach, was used. The estimated royalty rate was determined by observing publicly available royalty rates information for similar companies with similar assets. The forecasted cash flows expected to be generated as a result of the royalty savings were discounted to present value utilizing a discount rate considering overall business risks and risks associated with the asset being valued.

Warrants

The fair value of the warrants issued upon the Effective Date was estimated using the Black-Scholes-Merton option pricing model. The Black-Scholes-Merton model is an option pricing model used to estimate the fair value of options and warrants based on the following input assumptions: stock price, strike price, term, risk-free rate, volatility, and dividend yield. In using the Black-Scholes-Merton option pricing model to fair value the warrants, the following assumptions were used: market observable stock price on the Effective Date; strike prices of \$33.04 and \$37.14 for Tranche 1 and Tranche 2 warrants, respectively; expected volatility of 65.0%; risk-free rate of 0.22%; and an expected dividend yield of 0.0%. The expected volatility assumption was estimated using market data related to the Company and certain similar publicly traded entities with considerations for differences in size and leverage of the Company versus the publicly traded entities. The strike prices and term assumptions were based on the contractual term of the warrants. The risk-free rate assumption was based on United States Constant Maturity Treasury rates.

[Table of Contents](#)

Consolidated Balance Sheet

The following illustrates the effects on the Company's consolidated balance sheet due to the reorganization and fresh start accounting adjustments. The explanatory notes following the table below provide further details on the adjustments, including the assumptions and methods used to determine fair value for its assets, liabilities, and warrants.

	As of November 19, 2020 (in millions)			
	Predecessor Company	Reorganization Adjustments	Fresh Start Adjustments	Successor Company
ASSETS				
Current assets				
Cash and cash equivalents	\$ 146.7	\$ (58.4)(a)	\$ —	\$ 88.3
Accounts receivable, net	30.1	—	—	30.1
Inventories	33.5	—	(2.2)(k)	31.3
Prepaid expenses and other current assets	19.0	10.1(b)	(5.3)(l)	23.8
Total current assets	229.3	(48.3)	(7.5)	173.5
Property, plant, and equipment, net	177.2	—	(42.0)(m)	135.2
Operating lease right-of-use assets	4.7	—	—	4.7
Intangible assets, net	29.5	—	(22.1)(n)	7.4
Other assets	1.4	0.2(c)	(0.2)(o)	1.4
Total assets	\$ 442.1	\$ (48.1)	\$ (71.8)	\$ 322.2
LIABILITIES AND STOCKHOLDERS' (DEFICIT) EQUITY				
Current liabilities				
Accounts payable	\$ 20.3	\$ 0.8(d)	\$ —	\$ 21.1
Accrued expenses	11.6	0.2(e)	—	11.8
Current portion of operating lease liabilities	3.2	—	—	3.2
Other current liabilities	12.8	(12.5)(f)	—	0.3
Total current liabilities	47.9	(11.5)	—	36.4
Operating lease liabilities	3.4	—	—	3.4
Other liabilities	2.8	—	—	2.8
Liabilities subject to compromise	488.8	(488.8)(g)	—	—
Total liabilities	542.9	(500.3)	—	42.6
Stockholders'				
Common stock—Predecessor	36.4	(36.4)(h)	—	—
Additional paid-in capital—Predecessor	4,392.9	(4,392.9)(h)	—	—
Common stock—Successor	—	0.1(i)	—	0.1
Additional paid-in capital—Successor	—	279.5(i)	—	279.5
Accumulated deficit	(4,530.1)	4,601.9(j)	(71.8)(p)	—
Total stockholders' (deficit) equity	(100.8)	452.2	(71.8)	279.6
Total liabilities and stockholders' (deficit) equity	\$ 442.1	\$ (48.1)	\$ (71.8)	\$ 322.2

Reorganization Adjustments

- a) Reflects the net cash activities that occurred on the Effective Date. Of the \$9.1 million transferred from cash and cash equivalents to escrow account recorded to prepaid expenses and other current assets, \$3.8 million was related to success fees recognized upon emergence. Of the \$4.9 million payment of

[Table of Contents](#)

professional and success fees, \$1.9 million was related to success fees paid and recognized upon emergence.

(In millions)	November 19, 2020
Transfer of payment for professional fees and success fees to escrow account recorded in prepaid expenses and other current assets	\$ (9.1)
Payment of professional and success fees	(4.9)
Payment to secured debtholders	(30.7)
Payment of Covia settlement	(12.5)
Payment of emergence date bonus	(1.0)
Payment of debt issuance costs related to Successor Revolving Credit Facility	(0.2)
Change in cash and cash equivalents	\$ (58.4)

b) Reflects adjustment to prepaid expenses and other current assets for the following activities.

(In millions)	November 19, 2020
Transfer of payment for professional fees and success fees from cash and cash equivalent	\$ 9.1
Payment of emergence date bonus	1.0
Change in prepaid expenses and other current assets	\$ 10.1

- c) Reflects an adjustment to debt issuance costs related to the Successor Revolving Credit Facility of \$0.2 million.
- d) Reflects an adjustment to accounts payable related to success fees of \$3.8 million recognized upon emergence offset by a \$3.0 million payment for previously accrued professional fees.
- e) Reflects an adjustment to accrued expenses related to taxes withheld from holders of Predecessor stock-based compensation upon acceleration and immediate vesting.
- f) Reflects a \$12.5 million adjustment to other current liabilities related to payment of Covia settlement amount.
- g) On the Effective Date, we settled liabilities subject to compromise per the Plan. The adjustment reflects the removal of the balance from liabilities subject to compromise and the pre-tax gain on the settlement of liabilities subject to compromise as follows.

(In millions)	November 19, 2020
2022 Senior Notes	\$ 379.0
Term Loan	67.6
Supply commitment charges	42.2
Total liabilities subject to compromise	488.8
Issuance of New Common Stock to holders of 2022 Senior Notes	(202.0)
Issuance of New Common Stock to Term Loan lenders	(36.1)
Issuance of New Common Stock to unsecured claimholders	(2.2)
Payment to holders of 2022 Senior Notes	(26.0)
Payment to Term Loan lenders	(4.7)
Pre-tax gain on settlement of liabilities subject to compromise	\$ 217.8

Table of Contents

- h) Reflects the cancellation of the Predecessor's common stock and the Predecessor's additional paid-in capital, which includes the acceleration of the Predecessor's stock-based compensation of \$15.1 million.
- i) The following reconciles reorganization adjustments made to the Successor common stock and Successor additional paid-in capital:

(In millions)	November 19, 2020
Fair value of New Common Stock issued to holders of the 2022 Senior Notes claims	\$ 202.0
Fair value of New Common Stock issued to holders of the Term Loan claims	36.1
Fair value of New Common Stock issued to holders of the unsecured claims	2.2
Fair value of New Common Stock issued to holders of legacy equity interests	24.9
Fair value of warrants issued to legacy equity interests	14.4
Total Successor common stock and additional paid-in capital	279.6
Less: Successor common stock	(0.1)
Successor additional paid-in capital	\$ 279.5

- j) Reflects the cumulative net impact of the following transactions on Predecessor accumulated deficit:

(In millions)	November 19, 2020
Pre-tax gain on settlement of liabilities subject to compromise as calculated in note f)	\$ 217.8
Acceleration of Predecessor stock-based compensation	(15.3)
Cancellation of Predecessor common stock and additional paid-in capital	4,444.4
Success fees recognized on the Effective Date	(5.7)
Issuance of Successor common stock to legacy equity interests	(24.9)
Issuance of warrants to legacy equity interests	(14.4)
Change in accumulated deficit	\$ 4,601.9

Fresh Start Adjustments

- k) Reflects the fair value adjustment to parts inventory.
- l) Reflects the write-off of prepaid premiums of \$5.3 million in connection with the Predecessor's directors & officers insurance.
- m) Reflects the fair value adjustments to property, plant, and equipment, as well as the elimination of the historical accumulated depreciation.
- n) Reflects the fair value adjustment to intangible assets, net.
- o) Reflects the write-off of debt issuance costs of \$0.2 million related to the Successor Revolving Credit Facility.
- p) Reflects the cumulative effect on accumulated deficit of the fresh start accounting adjustments discussed above.

Reorganization Items

Reorganization items represent (i) expenses incurred associated with the Chapter 11 restructuring subsequent to the Petition Date, (ii) gains or losses from liabilities settled, and (iii) fresh start accounting adjustments,

Table of Contents

recorded in reorganization items in our consolidated statements of operations. Professional service provider charges associated with our restructuring that were incurred before the Petition Date are recorded in selling, general and administrative in our consolidated statements of operations.

	<u>Successor</u> Period from November 20, through December 31, 2020	<u>Predecessor</u> Period from January 1, through November 19, 2020
(In millions)		
Pre-tax gain on settlement of liabilities subject to compromise	\$ —	\$ 217.8
Fresh start accounting adjustments	—	(71.8)
Professional service provider fees and other expenses	(1.9)	(9.5)
Success fees for professional service providers	—	(5.7)
Derecognition of unamortized debt discounts and issuance costs	—	(2.5)
Terminated executory contracts	—	(9.7)
Acceleration of Predecessor stock-based compensation expense	—	(15.3)
Other Costs	(0.2)	—
(Loss)/gain on reorganization items, net	\$ (2.1)	\$ 103.3

Contractual interest expense of \$4.4 million from the Petition Date through the Effective Date, associated with our outstanding term loan and senior notes, was not accrued or recorded in the Predecessor consolidated statement of operations as interest expense.

NOTE 5 — SUMMARY OF SIGNIFICANT ACCOUNTING POLICIES

Basis of Presentation

We prepared the consolidated financial statements in accordance with accounting principles generally accepted in the United States of America ("GAAP"). The consolidated financial statements include the accounts of the Company and all majority-owned domestic and foreign subsidiaries. Investments over which we have the ability to exercise significant influence over operating and financial policies, but do not hold a controlling interest, are accounted for using the equity method of accounting. All significant intercompany accounts and transactions have been eliminated in consolidation. There were no items of other comprehensive income in the periods presented.

Use of Estimates

The preparation of financial statements in accordance with GAAP requires us to make estimates and assumptions that affect the reported amounts of assets and liabilities, related revenues and expenses, and the disclosure of gain and loss contingencies at the date of the financial statements and during the periods presented. We base these estimates on historical results and various other assumptions believed to be reasonable, all of which form the basis for making estimates concerning the carrying values of assets and liabilities that are not readily available from other sources. Actual results could differ materially from those estimates.

Fresh Start Accounting

Upon emergence from bankruptcy in 2020 the Company adopted fresh start accounting. Refer to Note 4 – Fresh Start Accounting for further details.

Cash and Cash Equivalents

Cash equivalents include only investments with an original maturity of three months or less. We occasionally hold cash deposits in financial institutions that exceed federally insured limits. We monitor the credit ratings and our concentration of risk with these financial institutions on a continuing basis to safeguard our cash deposits.

Accounts Receivable and Allowance for Doubtful Accounts

Accounts receivable are recorded at their invoiced amounts or amounts for which we have a right to invoice based on services completed. In June 2016, the FASB issued ASU 2016-13, *Financial Instruments – Credit Losses: Measurement of Credit Losses on Financial Instruments*. This standard requires companies to measure credit losses utilizing a methodology that reflects expected credit losses and requires a consideration of a broader range of reasonable and supportable information to inform credit loss estimates. The new standard also applies to financial assets arising from revenue transactions such as accounts receivables. We adopted this standard on January 1, 2020, and it had no material effect on our consolidated financial statements.

Inventories

Inventories primarily consist of maintenance parts that are used to service our hydraulic fracturing equipment but will also include proppants and chemicals that are used to provide hydraulic fracturing services. Inventory held as of our emergence date was remeasured to fair value. Subsequent to our emergence, inventories are stated at the lower of cost or net realizable value. The cost basis of our inventories is based on the average cost method and includes in-bound freight costs.

As necessary, we record an adjustment to decrease the value of slow moving and obsolete inventory to its net realizable value. To determine the adjustment amount, we regularly review inventory quantities on hand and compare them to estimates of future product demand, market conditions, production requirements and technological developments.

Restricted Cash

The Company had zero and \$12.7 million restricted cash at December 31, 2021 and 2020, respectively. At December 31, 2020 the company's restricted cash included unsettled escrow fees related to our bankruptcy emergence and cash used as collateral for other banking products.

Property, Plant, and Equipment

Property, plant, and equipment held as of our emergence date was remeasured to fair value and depreciated over the estimated remaining useful lives of individual assets.

Property, plant, and equipment purchased subsequent to our emergence date is stated at cost less accumulated depreciation, which is generally provided by using the straight-line method over the estimated useful lives of the individual assets. We manufacture and refurbish equipment used in our hydraulic fracturing operations and the cost of this equipment, which includes direct and indirect manufacturing costs, is capitalized and carried as construction-in-progress until it is completed. Expenditures for renewals and betterments that extend the lives of our service equipment, which includes the replacement of significant components of service equipment, are capitalized and depreciated. Other repairs and maintenance costs are expensed as incurred.

We capitalize qualifying costs related to the acquisition or development of internal-use software. Capitalization of costs begins after the conceptual formulation stage has been completed. Capitalized costs are amortized

[Table of Contents](#)

over the estimated useful life of the software, which ranges between three and five years. The unamortized balance of capitalized software costs at December 31, 2021 and 2020, was \$0.1 million and \$0.2 million, respectively. Amortization of computer software was \$0.1 million for 2021 (Successor), \$0.3 million for January 1 through November 19, 2020 (Predecessor), zero for November 20 through December 31, 2020 (Successor), and \$3.4 million in 2019 (Predecessor).

Leases

We determine if a contract contains a lease at inception. We lease certain administrative offices, sales offices, and operational facilities. We also lease some service equipment and light duty vehicles. These leases have remaining lease terms of 6 years or less. Some leases contain options to extend the leases, and some include options to terminate the leases. We do not include renewal or termination options in our assessment of the lease terms unless extension or termination for certain leases is deemed to be reasonably certain. Lease agreements with lease and non-lease components are generally accounted for as a single lease component.

Operating lease assets and liabilities are recognized at the lease commencement date, which is the date we take possession of the property. Operating lease liabilities represent the present value of lease payments not yet paid. Operating lease assets represent our right to use an underlying asset and are valued based upon the operating lease liabilities adjusted for prepayments or accrued lease payments, initial direct costs, lease incentives, and impairment of operating lease assets. To determine the present value of lease payments not yet paid, we estimate incremental secured borrowing rates corresponding to the lease term including reasonably certain renewal periods. We estimate this rate based on prevailing financial market conditions, credit analysis, and management judgment.

Our leases typically contain rent escalations over the lease term. We recognize expense for these leases on a straight-line basis over the lease term. Additionally, tenant incentives used to fund leasehold improvements are recognized when earned and reduce our right-of-use asset related to the lease. These are amortized through the operating lease asset as reductions of expense over the lease term.

We provide residual value guarantees for our leases of light-duty vehicles and certain service equipment. No amounts related to these residual value guarantees have been deemed probable and included in the lease liabilities on our consolidated balance sheet; however, if the value for all of the vehicles was zero and if we cancelled these leases at December 31, 2021, we would be required to pay a total of \$5.1 million in residual value guarantees.

Intangible Assets

We have historically acquired indefinite-lived intangible assets related to business acquisitions. Intangible assets with indefinite lives are not amortized. The amount of indefinite-lived intangible assets recorded in our consolidated balance sheets for December 31, 2021 and 2020, was \$7.4 million, of which 6.0 million related to our tradename and \$1.4 million related to our developed technology. Accumulated amortization of this intangible as of December 31, 2021 and December 31, 2020 was \$0.5 million and \$0.1 million, respectively. Amortization expense in 2021 (Successor) and November 20 through December 31, 2020 (Successor) was \$0.4 million and \$0.1 million, respectively. For the period January 1 through November 19, 2020 (Predecessor) and 2019 (Predecessor), amortization expense was zero. On November 19, 2020, upon emergence from Chapter 11 bankruptcy our intangible assets were identified and valued at fair value and a finite life was assigned to our developed technology. We amortize this intangible asset with a finite life on a straight-line basis over a period of three years which the asset is expected to contribute to our future cash flows.

Impairment of Long-Lived Assets and Intangible Assets

Long-lived assets, such as property, plant, equipment are reviewed for impairment when events or changes in circumstances indicate that the carrying value of the asset may not be recoverable. Recoverability is assessed based on the undiscounted future cash flows generated by the asset or asset group. If the carrying amount of an asset or asset group is not recoverable, we recognize an impairment loss equal to the amount by which the carrying amount exceeds fair value. We estimate fair value based on the income, market, or cost valuation techniques.

Intangible assets with indefinite lives are reviewed at least annually for impairment, and in interim periods if certain events occur indicating that the carrying value of intangible assets may be impaired. We estimate fair values utilizing valuation methods such as discounted cash flows and comparable market valuations. We perform our annual impairment tests at the beginning of the fourth quarter.

Equity Method Investments

Investments in which we have the ability to exercise significant influence, but not control, are accounted for pursuant to the equity method of accounting. We recognize our proportionate share of earnings or losses of our international affiliates three months after they occur. When events and circumstances warrant, investments accounted for under the equity method of accounting are evaluated for impairment. An impairment charge is recorded whenever a decline in value of an investment below its carrying amount is determined to be other-than-temporary.

Income Taxes

Income taxes are accounted for using the asset and liability method. Deferred taxes are recognized for the tax consequences of temporary differences by applying enacted statutory tax rates applicable to future years to differences between the financial statement carrying amounts and the tax bases of existing assets and liabilities. The effect on deferred taxes for a change in tax rates is recognized in earnings in the period that includes the enactment date. We recognize future tax benefits to the extent that such benefits are more likely than not to be realized.

We record a valuation allowance to reduce the value of a deferred tax asset if based on the consideration of all available evidence, it is more likely than not that all or some portion of the deferred tax asset will not be realized. Significant weight is given to evidence that can be objectively verified. We evaluate our deferred income taxes quarterly to determine if a valuation allowance is required by considering all available evidence, including historical and projected taxable income and tax planning strategies. We will adjust a previously established valuation allowance if we change our assessment of the amount of deferred income tax asset that is more likely than not to be realized.

We record uncertain tax positions in accordance with ASC 740 on the basis of a two-step process in which (1) we determine whether it is more likely than not that the tax positions will be sustained on the basis of the technical merits of the position and (2) for those tax positions that meet the more-likely-than-not recognition threshold, we recognize the largest amount of tax benefit that is more than 50 percent likely to be realized upon ultimate settlement with the related tax authority.

Revenue Recognition

The Company contracts with its customers to perform hydraulic fracturing services on one or more oil or natural gas wells. Under these arrangements, we satisfy our performance obligations as services are rendered,

[Table of Contents](#)

which is generally upon the completion of a fracturing stage. We typically complete one or more stages per day. A stage is considered complete when we have met the specifications set forth by the customer, at which time we have the right to invoice the customer and the customer is obligated to pay us for the services rendered. The price for our services typically includes an equipment charge and product charges for proppant, chemicals and other products consumed during the course of providing our services. Payment terms average approximately two months from the date a stage or well is completed. All consideration owed to us for services performed during a period is fixed and our right to receive it is unconditional.

We also contract with some customers to provide them with the exclusive use of a fracturing fleet for a period of time. Our customers can generally terminate these contracts with less than 90 days' notice. We satisfy our performance obligation as services are rendered, which is based on the passage of time rather than the completion of a stage. Under these arrangements, we have the right to receive consideration from a customer even if circumstances outside of our control prevent us from performing our work. All consideration owed to us for services performed during a period is fixed and our right to receive it is unconditional.

Pricing for our services for all contracts is frequently negotiated with our customers and is based on prevailing market rates during each reporting period. The amounts we invoice our customers for services performed during a period are directly related to the value received by the customers for the period. There is no inherent uncertainty to the amount of consideration we will receive for services performed during a period and no judgment is required to allocate a portion of the transaction price to a future period. Accordingly, we are not required to identify any unsatisfied performance obligations nor attribute any revenue to them.

During the periods presented we acted as a principal, rather than as an agent, for all of the goods and services that we provided to our customers; our customer arrangements did not include obligations for refunds or warranties of our work; our revenue does not include sales taxes collected from our customers; and we did not incur incremental costs to obtain or fulfill contracts with our customers.

To comply with the FASB disclosure objective, we are required to disaggregate our revenue into categories if it will provide an enhanced understanding of how the nature, amount, timing, and uncertainty of our revenue and cash flows are affected by economic factors. To evaluate an appropriate level of disaggregation of revenue, we considered the following aspects of our business:

- We provide a single service to our customers.
- We only generate revenue in the U.S. onshore market.
- We have a homogeneous customer base, which is comprised of large oil and gas exploration companies.
- We provide our service over a short period of time.
- We do not disaggregate our revenue into categories for any external communications or to make resource allocation decisions.
- We do not have separate operating segments.

Based on the above factors, we concluded that no additional disaggregation of revenue was necessary or meaningful to help depict the nature, amount, timing and uncertainty of our revenues and cash flows.

Unconditional Purchase Obligations

Prior to our emergence from bankruptcy on November 19, 2020 we entered into supply arrangements, primarily for sand, with our vendors that contain unconditional purchase obligations. These represented

[Table of Contents](#)

obligations to transfer funds in the future for fixed or minimum quantities of goods at fixed or minimum prices. We entered into these unconditional purchase obligation arrangements in the normal course of business to ensure that adequate levels of sourced product are available to us. We currently do not have any such supply agreements.

Stock-Based Compensation

We measure all employee stock-based compensation awards using a fair value method and record this cost in the consolidated financial statements. Our stock-based compensation relates to restricted stock units issued to our employees. On the date that an equity-classified award is granted, we determine the fair value of the award and recognize the compensation cost over the requisite service period, which typically is the period over which the award vests. For equity-classified awards with graded vesting based solely on the satisfaction of a service condition, we recognize compensation cost as a single award on a straight-line basis. We account for forfeited awards as forfeitures occur, which results in a reversal of stock-based compensation cost previously recognized up to the date of the forfeiture. For stock-based awards with performance conditions that affect vesting, we only recognize compensation cost when it is probable that the performance conditions will be met.

Fair Value Measurements

Fair value is defined as the price that would be received from selling an asset or paid to transfer a liability in an orderly transaction between market participants at a measurement date. We apply the following fair value hierarchy, which prioritizes the inputs used to measure fair value into three levels and bases the categorization within the hierarchy upon the lowest level of input that is available and significant to the fair value measurement:

- Level One: The use of quoted prices in active markets for identical financial instruments.
- Level Two: The use of quoted prices for similar instruments in active markets or quoted prices for identical or similar instruments in markets that are not active or other inputs that are observable in the market or can be corroborated by observable market data.
- Level Three: The use of significant unobservable inputs that typically require the use of management's estimates of assumptions that market participants would use in pricing.

Money market funds, classified as cash and cash equivalents, are the only financial instruments that are measured and recorded at fair value on the Company's balance sheets. The following table presents money market funds at their level within the fair value hierarchy.

(In millions)	Total	Level 1	Level 2	Level 3
December 31, 2021				
Money market funds	\$60.0	\$ 60.0	\$ —	\$ —
December 31, 2020				
Money market funds	\$59.6	\$ 59.6	\$ —	\$ —

Reclassifications

All inventory write-downs have been reclassified from costs of revenue to impairments and other charges on the statements of operations to conform to current year presentation. This reclassification had no effect on operating income (loss) or net income (loss) as previously reported.

New Accounting Standards Updates

In February 2016, the Financial Accounting Standards Board (“FASB”) issued Accounting Standards Update (“ASU”) 2016-02, *Leases*. The FASB subsequently issued a number of additional ASUs to update this guidance. This standard was issued to increase transparency and comparability among organizations by requiring that a right-of-use asset and corresponding lease liability be recorded on the balance sheet for leases with terms longer than 12 months. We elected to use three practical expedients allowed under the guidance. According to these practical expedients we did not reassess whether existing contracts are or contain a lease; we did not reassess whether existing leases are operating or finance leases; and we did not reassess the accounting for initial direct costs for existing leases. Our approach to adopting this new standard included a review of existing leases and other executory contracts that could contain embedded leases and we identified the key terms that were necessary for us to calculate the right-of-use asset and lease liability. These consolidated financial statements have been prepared in accordance with the new ASU utilizing the modified retrospective transition method, which resulted in the recording of operating lease liabilities of approximately \$38 million as of January 1, 2019 on our consolidated balance sheet with an immaterial effect on our consolidated statement of stockholders’ equity (deficit) and no related effect on our consolidated statement of operations.

In November 2016, the FASB issued ASU 2016-18, *Restricted Cash*. This standard was issued to change the presentation of amounts generally described as restricted cash and restricted cash equivalents to be included with cash and cash equivalents when reconciling the beginning-of-period and end-of-period total amounts shown on the statement of cash flows. We adopted this standard on January 1, 2018, and the effects of this standard and related required disclosures have been reflected in our condensed consolidated statements of cash flows. The following table provides a reconciliation of cash, cash equivalents, and restricted cash reported within the consolidated statements of cash flows:

(In millions)	December 31, 2021	December 31, 2020
Cash and cash equivalents	\$ 85.1	\$ 94.0
Restricted cash included in prepaid expenses and other current assets	—	12.7
Total cash, cash equivalents, and restricted cash shown in the consolidated statements of cash flows	\$ 85.1	\$ 106.7

In June 2016, the FASB issued ASU 2016-13, *Financial Instruments – Credit Losses: Measurement of Credit Losses on Financial Instruments*. This standard requires companies to measure credit losses utilizing a methodology that reflects expected credit losses and requires a consideration of a broader range of reasonable and supportable information to inform credit loss estimates. The new standard will also apply to financial assets arising from revenue transactions such as accounts receivables. We adopted this standard on January 1, 2020, and it had no material effect on our consolidated financial statements.

In December 2019, the FASB issued ASU No. 2019-12, *Simplification of Accounting for Income Taxes*, which simplifies the accounting for income taxes by providing new guidance to reduce complexity and eliminate certain exceptions to the general approach to the income tax accounting model. The Company adopted this guidance effective January 1, 2021, which did not have a material impact on the accompanying unaudited condensed consolidated financial statements.

NOTE 6 — SUPPLEMENTAL BALANCE SHEET INFORMATION

Accounts Receivable

The following table summarizes our accounts receivable balance:

(In millions)	December 31, 2021	December 31, 2020
Trade accounts receivable	\$ 70.7	\$ 30.6
Allowance for doubtful accounts	(3.4)	(3.7)
Accounts receivable, net	\$ 67.3	\$ 26.9

The change in allowance for doubtful accounts is as follows:

(In millions)	Year Ended December 31, 2021	Successor Period from November 20, through December 31, 2020	Predecessor Period from January 1, through November 19, 2020	Year Ended December 31, 2019
Balance at beginning of period	\$ 3.7	\$ 3.7	\$ 3.3	\$ 0.9
Provision for bad debts, net included in selling, general, and administrative expense	0.2	—	0.8	2.4
Uncollectible receivables written off	(0.5)	—	(0.4)	—
Balance at end of period	\$ 3.4	\$ 3.7	\$ 3.7	\$ 3.3

Inventories

The following table summarizes our inventories:

(In millions)	December 31, 2021	December 31, 2020
Maintenance parts	\$ 37.7	\$ 27.9
Proppants and chemicals	0.7	1.0
Other	0.1	0.1
Total inventories	\$ 38.5	\$ 29.0

Prepaid Expenses and Other Current Assets

The following table summarizes our prepaid expenses and other current assets:

(In millions)	December 31, 2021	December 31, 2020
Restricted cash	\$ —	\$ 12.7
Prepaid expenses	\$ 4.2	\$ 6.7
Other	0.1	0.1
Total prepaid expenses and other current assets	\$ 4.3	\$ 19.5

[Table of Contents](#)**Property, Plant, and Equipment, net**

The following table summarizes our property, plant, and equipment:

(Dollars in millions)	December 31, 2021	December 31, 2020	Estimated Useful Life (in years)
Service equipment	\$ 150.3	\$ 92.1	2.5 – 10
Buildings and improvements	19.2	21.6	15 – 39
Office, software, and other equipment	1.2	0.5	3 – 7
Vehicles and transportation equipment	0.3	0.3	5 – 20
Land	7.8	8.4	N/A
Construction-in-process and other	9.7	14.1	N/A
Total property, plant, and equipment	188.5	137.0	
Accumulated depreciation and amortization	(54.5)	(4.7)	
Total property, plant, and equipment, net	\$ 134.0	\$ 132.3	

Depreciation expense was \$53.9 million in 2021 (Successor), \$68.5 million for January 1 through November 19, 2020 (Predecessor), \$4.7 million for November 20 through December 31, 2020 (Successor), and \$90.0 million 2019 Predecessor).

Accrued Expenses

The following table summarizes our accrued expenses:

(In millions)	December 31, 2021	December 31, 2020
Sales, use, and property taxes	\$ 4.1	\$ 4.8
Employee compensation and benefits	11.6	5.6
Interest	—	—
Insurance	2.3	2.0
Other	0.2	0.1
Total accrued expenses	\$ 18.2	\$ 12.5

Other Current Liabilities

The following table summarizes our other current liabilities:

(In millions)	December 31, 2021	December 31, 2020
Deferred revenue	0.3	0.3
Total other current liabilities	\$ 0.3	\$ 0.3

Other Liabilities

The following table summarizes our other liabilities:

(In millions)	December 31, 2021	December 31, 2020
Deferred revenue	\$ 1.0	\$ 1.3
Deferred employer payroll taxes	—	1.1
Total other liabilities	\$ 1.0	\$ 2.4

NOTE 7 — INDEBTEDNESS AND BORROWING FACILITY**Successor Revolving Credit Facility**

On November 19, 2020, The Successor Company entered into a \$40 million revolving credit facility, with an initial maturity date of November 19, 2023, with Wells Fargo, N.A.

LIBOR borrowings under the credit facility bear interest at the greater of LIBOR or 0.75% plus a margin of 2.25% to 2.50% per annum, depending on facility utilization. Base rate loans are also available at our option. The credit facility includes a \$15 million sub-limit for outstanding letters of credit which would reduce the amount available under the facility. We also pay a commitment fee on the unused amount of the facility of 0.375% per annum, depending on facility utilization.

The obligations under the credit facility are secured by substantially all of our assets, including our working capital and equipment.

The maximum availability of credit under the credit facility is limited at any time to the lesser of \$40 million or a borrowing base. The borrowing base is based on percentages of eligible accounts receivable and is subject to certain reserves. In an event of default or if the amount available under the credit facility is less than either 12.5% of our maximum availability or \$5.0 million, we will be required to maintain a minimum fixed charge coverage ratio of 1.0 to 1.0. If at any time borrowings and letters of credit issued under the credit facility exceed the borrowing base, we will be required to repay an amount equal to such excess.

The credit facility contains covenants that could, in certain circumstances, limit our ability to issue additional debt, repurchase or pay dividends on our common stock, sell substantially all of our assets, make certain investments, or enter into certain other transactions. We were in compliance with all of the covenants in the credit facility at December 31, 2021 and 2020.

As of December 31, 2021, the borrowing base was \$34.0 million and therefore our maximum availability under the credit facility was \$34.0 million. As of December 31, 2021, there were no borrowings outstanding under the credit facility, and letters of credit totaling \$4.4 million were issued, resulting in \$29.6 million of availability under the credit facility.

Predecessor 2021 Term Loan

On April 16, 2014, the Predecessor Company entered into a \$550 million term loan, which matures on April 16, 2021 ("Term Loan"), with a group of lenders with Wells Fargo Bank, N.A., as administrative agent. The Term Loan bears interest at a three-month London Interbank Offered Rate ("LIBOR") plus a margin of 4.75% per annum, with a 1.00% LIBOR floor. Interest is payable on interest rate reset dates, which is generally monthly.

The Term Loan was issued at a discount of \$2.7 million for aggregate consideration of \$547.3 million and resulted in net proceeds to the Company of \$540.0 million after debt issuance costs of \$7.3 million.

[Table of Contents](#)

In 2020, the Predecessor Company repaid \$22.6 million of aggregate principal amount of Term Loan. We recognized a gain on debt extinguishment of \$2.0 million. In 2019, we repaid \$31.0 million of aggregate principal amount of Term Loan. We recognized a loss on debt extinguishment of \$0.2 million.

On November 19, 2020, upon emergence from Chapter 11 bankruptcy, the 2021 Term Loan was cancelled as part of the Plan.

We were in compliance with all of the covenants in the Term Loan for all periods that the loan was outstanding until we filed for bankruptcy on September 22, 2020.

Predecessor 2022 Senior Notes

On April 16, 2014, the Predecessor Company completed an offering of \$500 million of 6.25% senior secured notes due May 1, 2022, in a private offering to qualified institutional buyers ("2022 Senior Notes"). The credit facility was amended semiannually, in arrears, on May 1 and November 1. The Company received net proceeds of \$489.7 million after debt issuance costs of \$10.3 million, which resulted in an effective interest rate of 6.58% for these notes.

In 2020 and 2019, the Predecessor Company repurchased zero and \$17.0 million, respectively, of aggregate principal amount of 2022 Senior Notes in the qualified institutional market. In 2019, the Predecessor Company recognized a gain on debt extinguishment of \$1.4 million.

On November 19, 2020, upon emergence from Chapter 11 bankruptcy, the 2022 Senior Notes were cancelled as part of the Plan.

We were in compliance with all of the covenants in the indenture governing our 2022 Senior Notes for all periods that these notes were outstanding, until we filed for bankruptcy on September 22, 2020.

Predecessor Revolving Credit Facility

On February 22, 2018, we entered into a \$250 million revolving credit facility, with an initial maturity date of February 22, 2023, with a group of lenders with Wells Fargo, N.A., as administrative agent.

As part of the Chapter 11 filing our revolving credit facility was terminated in the third quarter of 2020. Prior to its termination, the maximum availability of credit under our revolving credit facility was limited at any time to the lesser of \$100 million or a borrowing base. The credit facility was amended in August 2020, which among other things, reduced the maximum availability under the credit facility from \$250 million to \$100 million. The borrowing base was based on percentages of eligible accounts receivable and was subject to certain reserves. If at any time borrowings and letters of credit issued under the credit facility exceeded the borrowing base, we would be required to repay an amount equal to such excess. During 2020, the Predecessor Company had no borrowings drawn under the credit facility, and certain letters of credit were issued. At September 30, 2020, we had replaced these letters of credit with cash collateralized letters of credit.

NOTE 8 — LEASES

We had no material amount of finance leases or subleases at December 31, 2021. The following table summarizes the components of our lease costs.

	Successor		Predecessor	
	Year Ended December 31, 2021	Period from November 20, through December 31, 2020	Period from January 1, through November 19, 2020	Year Ended December 31, 2019
(In millions)				
Operating lease cost	\$ 3.8	\$ 0.3	\$ 12.7	\$ 21.1
Short-term lease cost	4.3	0.4	4.7	5.8
Total lease cost	\$ 8.1	\$ 0.7	\$ 17.4	\$ 26.9

Short-term lease costs represent costs related to leases with terms of one year or less. We had no material variable lease costs in 2021, 2020, or 2019. The following table includes other supplemental information for our operating leases.

	December 31, 2021	Successor Period from November 20, through December 31, 2020	Predecessor Period from January 1, through November 19, 2020
(Dollars in millions)			
Cash paid for amounts included in the measurement of our lease liabilities	\$ 3.9	\$ 0.3	\$ 12.9
Right-of-use assets obtained in exchange for lease liabilities	\$ 1.5	\$ 0.1	\$ 0.6
Right-of-use assets recognized upon adoption of the leasing standard	\$ —	\$ —	\$ 0
Weighted-average remaining lease term	2.5 years	2.9 years	2.9 years
Weighted-average discount rate	4.6%	4.9%	4.9%

The following table summarizes the maturity of our operating leases as of December 31, 2021.

	Successor December 31, 2021
(In millions)	
2022	\$ 1.4
2023	0.9
2024	0.8
2025	—
2026	—
2027 and thereafter	—
Total lease payments	3.1
Less imputed interest	(0.1)
Total lease liabilities	\$ 3.0

NOTE 9 — STOCKHOLDERS' EQUITY (DEFICIT)

Common and Preferred Stock

On November 19, 2020, upon emergence from Chapter 11 bankruptcy, all existing shares of Predecessor common stock were cancelled, and the Successor Company issued approximately 13.7 million shares of Class A common stock and 0.3 million shares of Class B common stock. On February 16, 2022, all issued and outstanding shares of Class B common stock were converted to Class A common stock.

On November 19, 2020, upon emergence from Chapter 11 bankruptcy, the Successor Company filed an Amended and Restated Certificate of Incorporation with the Delaware Secretary of State. Pursuant to the Certificate of Incorporation, the authorized capital stock of FTSI consists of 49,000,000 shares of New Class A Common Stock and 1,000,000 shares of New Class B Common Stock and 5,000,000 shares of Preferred Stock, par value \$0.01 per share (the "Preferred Stock"). The New Class B Common Stock is identical to the New Class A Common Stock, except that such New Class B Common Stock shall not be listed for trading on any national securities exchange or NASDAQ, nor shall it be listed over-the-counter. Upon the written request of a holder of New Class B Common Stock, and in compliance with the provisions of the Certification of Incorporation, the shares of New Class B Common Stock shall be exchangeable into the same number of shares of New Class A Common Stock.

Shares of Preferred Stock may be issued in one or more classes or series from time to time, with each such class or series to consist of such number of shares and to have such designations, powers, preferences and relative, participating, optional or other rights, if any, and the qualifications, limitations or restrictions thereof, if any, with respect to each such class or series as shall be stated in the resolution or resolutions providing for the issuance of such class or series adopted by the Board.

2020 Reverse Stock Split

In May 2020, the Predecessor Company's board of directors (our "Board") approved a reverse stock split of the Company's issued and outstanding common stock on a one for twenty basis. The par value of the Predecessor Company's common stock and the number of shares authorized for issuance remained unchanged as a result of the reverse stock split. All common shares and stock awards presented in the consolidated financial statements have been retrospectively adjusted for the reverse stock split. In addition, the Predecessor Company transferred the listing of the Company's common stock from the New York Stock Exchange (the "NYSE") to the NYSE American.

Share repurchase program

In May 2019, the Predecessor Company's board of directors approved an authorization for a total share repurchase of up to \$100 million of the Predecessor Company's common stock to be executed through open market or private transactions. The authorization expired on May 14, 2020. In 2019 we repurchased approximately 3.0 million shares of common stock at an average price of \$3.34 per share for a total of \$9.9 million.

NOTE 10 — STOCK-BASED COMPENSATION

Predecessor 2018 Equity and Incentive Compensation Plan

Our board of directors and stockholders adopted the 2018 Equity and Incentive Compensation Plan ("2018 Plan") to attract and retain officers, employees, directors, consultants and other key personnel and to provide those persons incentives and awards for performance. The 2018 Plan originally allocated 2.8 million shares of

[Table of Contents](#)

common stock in the form of incentive stock options, non-qualified stock options, restricted stock, restricted stock units ("RSUs"), stock appreciation rights, or other stock-based awards. In 2019 our board of directors and stockholders amended and restated the 2018 Plan to increase the number of shares available for issuance by 3.6 million shares. Any shares that become available as a result of forfeiture, cancellation, expiration or cash settlement of an award are allowed to be granted again at a future date under the 2018 Plan. This plan originally was set to expire on February 1, 2028, but was terminated upon emergence from bankruptcy on November 19, 2020.

RSUs are generally valued at the market price of a share of our common stock on the date of grant. Awards granted to employees generally vest over a three or four-year period from the date of grant and are expensed on a straight-line basis over that period, which is considered to be the requisite service period.

Stock-based compensation expense for the Predecessor Company from January 1 through November 19, 2020 for these RSUs was \$10.9 million and was \$15.4 million in 2019. There were no shares granted in 2020. The weighted-average grant-date fair value per share of RSUs granted was \$51.22 in 2019. The fair value of RSUs vested was \$36.3 million and \$15.8 million in 2020 and 2019, respectively. At November 19, 2020, there was zero total unrecognized compensation cost related to unvested RSUs.

The total income tax benefit (expense) for all stock-based compensation was \$(0.1) million and \$1.2 million in 2020 and 2019 respectively; however, such benefit (expense) was substantially offset by the valuation allowance against our deferred tax assets.

Successor 2020 Equity and Incentive Compensation Plan

As part of the Plan, the Successor Company adopted the 2020 Equity and Incentive Compensation Plan ("2020 Plan") to attract and retain officers, employees, directors, consultants and other key personnel and to provide those persons incentives and awards for performance. The 2020 Plan originally allocated 2,160 thousand shares of common stock in the form of incentive stock options, non-qualified stock options, restricted stock, restricted stock units ("RSUs"), stock appreciation rights, or other stock-based awards. As of December 31, 2021, up to approximately 1,273 thousand shares were available for future grants under this plan.

Restricted Stock Units: RSUs are valued at the market price of our common stock on the date of grant. Awards granted vest over a four-year period from the date of grant. The following table summarizes the 2021 transactions related to the RSUs granted under the Successor Company's 2020 Plan.

	Number of Units (In thousands)	Weighted- Average Grant-Date Fair Value
Unvested balance at January 1, 2021	540	\$ 14.11
Granted	29	22.18
Vested	(118)	14.11
Forfeited	(68)	14.11
Unvested balance at December 31, 2021	383	\$ 14.72

Stock-based compensation expense for the Successor Company for 2021 was \$1.9 million and from November 20 through December 31, 2020, was \$0.2 million. The weighted-average grant-date fair value per share of RSUs granted was \$22.18 in 2021. The fair value of RSUs vested was \$14.11 in 2021. The fair value of RSUs forfeited was \$14.11 in 2021. At December 31, 2021, there was \$5.1 million of total unrecognized compensation cost related to unvested RSUs, which is expected to be recognized over a weighted average period of 2.9 years.

[Table of Contents](#)

The total income tax benefit for all stock-based compensation was \$0.5 million and \$0.1 million in 2021 and 2020; respectively; however, such benefit was substantially offset by the valuation allowance against our deferred tax assets.

Performance-based Restricted Stock Unit. The following table summarizes the 2021 transactions related to the performance-based RSUs granted under the Successor Company's 2020 Plan.

	Number of Units (In thousands)	Weighted- Average Grant-Date Fair Value
Unvested balance at January 1, 2021	270	\$ 10.91
Granted	6	23.45
Vested	(120)	11.86
Forfeited	(33)	10.91
Unvested balance at December 31, 2021	123	\$ 10.62

Stock-based compensation expense for the Successor Company for 2021 was \$1.7 and from November 20 through December 31, 2020, was \$0.1 million. The weighted-average grant-date fair value per share of performance-based RSUs granted was \$23.45 in 2021. The fair value of performance based RSUs vested was \$11.86 in 2021. The fair value of performance based RSUs forfeited was \$10.91 in 2021. At December 31, 2021, there was \$1.0 million of total unrecognized compensation cost related to unvested performance based RSUs, which is expected to be recognized over a weighted average period of 3.0 years.

The fair value of the performance-based RSUs granted in 2021 was determined using a Monte Carlo simulation method. Assumptions used in calculating the fair value of the performance-based RSUs granted during the year are summarized below:

	2021 Performance- based RSU's Granted
Valuation assumptions:	
Expected dividend yield	0%
Expected equity volatility, including peers	61.76%
Expected term (years)	7 years
Risk-free interest rate	1.37%

Non-qualified stock options: Stock options granted in 2020 have a four-year vesting period. As the stock options vest, the awards can be exercised up to the expiration date of the options, which is the date of the ten year anniversary from the grant date. The following table summarizes the 2021 transactions related to the stock options granted under the Successor Company's 2020 Plan.

	Number of Units (In thousands)	Weighted- Average Grant-Date Fair Value
Unvested balance at January 1, 2021	270	\$ 7.85
Granted	—	—
Vested	(59)	7.85
Forfeited	(34)	7.85
Unvested balance at December 31, 2021	177	\$ 7.85

[Table of Contents](#)

Stock-based compensation expense for the Successor Company for 2021 was \$0.5 million and from November 20 through December 31, 2020, was \$0.1 million. There were no options granted or exercised in 2021. The fair value of options vested was \$7.85 in 2021. The fair value of options forfeited was \$7.85 in 2021. At December 31, 2021, there was \$1.3 million of total unrecognized compensation cost related to unvested options, which is expected to be recognized over a weighted average period of 2.9 years.

The fair value of the stock options is determined by applying the Black-Scholes model. There were no stock options granted during the year.

NOTE 11 — RETIREMENT PLAN

We offer a 401(k) defined contribution retirement plan (“401(k) Plan”), which allows a participant to defer, by payroll deductions, from 0% to 100% of the participant’s annual compensation, limited to certain annual maximums set by the Internal Revenue Code. The 401(k) Plan has historically provided a discretionary matching contribution to each participant’s account. Company matching contributions to the 401(k) Plan are made in cash and were \$2.5 million in 2019. The Company suspended matching contributions in January 2020. As a result, there were zero company matching contributions to the 401(k) Plan in 2021 and in the Predecessor and Successor periods of 2020.

NOTE 12 — IMPAIRMENTS AND OTHER CHARGES

The following table summarizes our impairments and other charges:

(In millions)	Successor		Predecessor	
	Year Ended December 31, 2021	Period from November 20, through December 31, 2020	Period from January 1, through November 19, 2020	Year Ended December 31, 2019
Supply commitment charges	\$ —	\$ —	\$ 9.1	\$ 58.5
Impairment of assets	—	—	—	9.7
Inventory write-down	—	—	5.1	6.4
Transaction costs	4.3	—	18.5	—
Employee severance costs	—	—	1.0	—
Loss on contract termination	0.2	0.3	0.4	—
Total impairments and other charges	\$ 4.5	\$ 0.3	\$ 34.1	\$ 74.6

Transaction Costs

In 2021 the Successor Company we incurred \$4.3 million of costs related to strategic initiatives including our agreement and plan of merger to be acquired by ProFrac Holdings, LLC. From January 1 through November 19, 2020, in preparation for, and prior to filing our Chapter 11 Cases, the Predecessor Company incurred and paid \$7.0 million in legal and professional fees and \$11.5 million to certain holders of our Term Loan Agreement and Secured Notes pursuant to the Restructuring Support Agreement.

Loss on Contract Termination

In the first quarter of 2021 (Successor), we terminated a portion of our operating lease for certain buildings and recorded a net gain of \$0.3 million. In the fourth quarter of 2021 (Successor) we incurred costs of \$0.5 million related to end of lease repair costs. In the third quarter of 2020 (Predecessor), we terminated our operating

[Table of Contents](#)

leases for containerized proppant delivery and a sand supply contract and recorded a net loss of \$0.3. In the fourth quarter of 2020 (Predecessor), we terminated a portion of our operating lease for certain buildings and recorded a net gain of \$0.4 million

Supply Commitment Charges

The Predecessor Company incurred supply commitment charges when our purchases of sand from certain suppliers are less than the minimum purchase commitments in our supply contracts. According to the accounting guidance for firm purchase commitments, future losses that are considered likely are also required to be recorded in the current period.

The Predecessor Company recorded aggregate charges under these supply contracts of \$9.1 million from January 1 through November 19, 2020, and \$58.5 million in 2019. These charges relate to actual purchase shortfalls incurred, as well as forecasted losses expected to be incurred and settled in future periods. These purchase shortfalls are largely due to our customers choosing to procure their own sand, often from sand mines closer to their operating areas.

In May 2019, the Predecessor Company restructured and amended our largest sand supply contract to reduce the total remaining commitment. In connection with this amendment, we recorded a supply commitment charge of \$55.0 million in the first quarter of 2019 to accelerate expected purchase shortfalls. The remaining amount of the 2019 charges represent revised estimates of our purchase shortfalls under this contract for 2019.

The Company terminated all sand supply contracts upon emergence from bankruptcy. Any amounts due as outlined in the Plan were paid upon emergence and the Company does not expect any future commitment related to these Predecessor contracts.

Fleet Capacity Reduction

In the fourth quarter of 2019, the Predecessor Company disposed of certain idle equipment where we believed there was no expectation of future use. The equipment we selected for disposal was comprised primarily of hydraulic fracturing pumps that were substantially depreciated. Certain hydraulic fracturing components, such as engines and transmissions that we believe to have remaining useful lives, will be removed prior to disposing of the equipment and used in our maintenance and repair activities for our remaining fleets. These disposals reduced our capacity of equipment from 34 total fleets to 28 total fleets. The amount of proceeds we received from these disposals was not significant. We recorded an asset impairment of \$4.2 million in the third quarter of 2019 in connection with these disposals.

Discontinued Wireline Operations

In May 2019, the Predecessor Company discontinued our wireline operations due to financial underperformance resulting from market conditions. As a result of this decision, we recorded an asset impairment of \$2.8 million and an inventory write-down of \$1.4 million in the first quarter of 2019 to adjust these assets to their estimated fair market values and net realizable values, respectively. We sold substantially all of these assets in 2019 and received net proceeds of approximately \$3.7 million.

Inventory Write-downs

In the first nine months of 2020 (Predecessor) and in 2019, we recorded \$5.1 million and \$5.0 million of inventory write-downs to reduce excess, obsolete and slow-moving inventory to its estimated net realizable value.

Other Impairments

In the second quarter of 2019, the Predecessor Company recorded \$2.7 million of impairments for certain land and buildings that we no longer use. We are closely monitoring current industry conditions and future expectations. If industry conditions decline, we may be subject to impairments of long-lived assets or intangible assets in future periods.

Employee Severance Cost

In the first nine months of 2020 (Predecessor), we incurred employee severance costs of \$1.0 million in connection with our cost reduction measures to mitigate losses from the decline in customer activity levels due to the low commodity price environment.

NOTE 13 — ASSET DISPOSAL

In the third quarter of 2021 (Successor), we received \$3.1 million of proceeds and recognized a \$1.6 million loss on the sale of various assets; the majority of which is from the sale of our Shreveport facility and related assets.

NOTE 14 — INCOME TAXES

The following table summarizes the components of income tax expense (benefit):

(In millions)	Successor		Predecessor	
	Year Ended December 31, 2021	Period from November 20, through December 31, 2020	Period from January 1, through November 19, 2020	Year Ended December 31, 2019
Current:				
Federal	\$ —	\$ —	\$ —	\$ —
State	—	—	0.2	0.5
Foreign	—	—	—	0.9
Total current	—	—	0.2	1.4
Total deferred	—	—	—	—
Income tax expense	\$ —	\$ —	\$ 0.2	\$ 1.4

[Table of Contents](#)

Actual income tax expense differed from the amount computed by applying the statutory federal income tax rate to (loss) before income taxes as follows:

(In millions)	Successor		Predecessor	
	Year Ended December 31, 2021	Period from November 20, through December 31, 2020	Period from January 1, through November 19, 2020	Year Ended December 31, 2019
Loss before income taxes	\$ (21.2)	\$ (13.4)	\$ (24.2)	\$ (71.5)
Statutory federal income tax rate	21.0%	21.0%	21.0%	21.0%
Federal income tax benefit at statutory rate	(4.5)	(2.8)	(5.1)	(15.0)
State income tax benefit, net of federal effect	(0.2)	(0.2)	(1.6)	(0.1)
Effect of changes in income apportionment amongst states	(1.4)	—	(3.6)	12.0
Stock-based compensation	0.4	—	7.4	2.1
Reorganization adjustments	(541.2)	0.3	577.1	—
Expired state net operating losses	0.3	—	—	—
Other items, net	0.2	0.1	1.0	1.7
Change in valuation allowance	546.4	2.6	(575.0)	0.7
Income tax expense	\$ —	\$ —	\$ 0.2	\$ 1.4
Effective tax rate	—%	—%	(0.8)%	(2.0)%

Due to the mobile nature of our operations, the apportionment of annual income that we earn in a state can change as the operations of our business adjust to market conditions. States have different income tax rates and therefore the weighted-average state tax rate that we apply to our taxable and deductible temporary differences and net operating loss carryforwards can also change over time. The resulting effects of state apportionment on our deferred tax assets and deferred tax liabilities are recognized to reflect the future impact of these changes and affects our overall effective tax rate; however, these changes are currently offset by corresponding changes in our valuation allowance.

In March 2020, the President of the United States signed into law the Coronavirus Aid, Relief, and Economic Security Act (“CARES Act”). The CARES Act includes several U.S. income tax provisions related to, among other things, net operating loss carrybacks, alternative minimum tax credits, modifications to the net interest deduction limitations, and technical amendments regarding the income tax depreciation of qualified improvement property placed in service after December 31, 2017. The CARES Act did not have a material impact on the Company’s financial results.

Table of Contents

The tax effects of temporary differences that give rise to significant portions of the deferred tax assets and deferred tax liabilities are presented below:

(In millions)	December 31, 2021	December 31, 2020
Deferred tax assets:		
Goodwill and intangible assets	\$ 184.1	\$ 19.5
Federal net operating loss carryforwards	403.8	65.6
State net operating loss carryforwards, net of federal benefit	43.7	2.6
Property, plant, and equipment	7.4	—
Interest carryforward	—	9.6
Accrued liabilities	1.6	0.8
Operating lease liability	0.7	1.4
Stock-based compensation	0.2	0.1
Other	4.7	0.8
Gross deferred tax assets	646.2	100.4
Valuation allowance	(645.7)	(99.3)
Total deferred tax assets	0.5	1.1
Deferred tax liabilities:		
Property, plant, and equipment	—	0.1
Operating lease right-of-use assets	0.5	1.0
Total deferred tax liabilities	0.5	1.1
Net deferred tax asset	\$ —	\$ —

Management assesses the available positive and negative evidence to estimate whether sufficient future taxable income will be generated to permit use of the existing deferred tax assets. A significant piece of objective negative evidence evaluated was the cumulative loss incurred over the three-year period ended December 31, 2021. Such objective evidence limits the ability to consider other subjective evidence, such as our projections for future growth. The amount of the deferred tax assets considered realizable, however, could be adjusted if estimates of future taxable income during the carryforward period are increased or if objective negative evidence in the form of cumulative losses is no longer present and additional weight is given to subjective evidence such as our projections for growth.

On August 22, 2020, we entered into a restructuring support agreement with certain of our note holders and lenders (collectively the "consenting creditors"). The restructuring support agreement included a cash premium payable to the consenting creditors. The payment of the cash premium resulted in a significant modification of the notes and term loan for tax purposes. Under the Internal Revenue Code (IRC), the significant modification resulted in cancellation of debt (COD) income, part of which is excluded from taxable income under IRC Section 108. However, the excluded COD reduces the Company's tax attributes, including its NOL.

Upon emergence from bankruptcy, the Company experienced an "ownership change" as defined by Section 382 of the Internal Revenue Code of 1986, as amended (the "Code"). Under Section 382 of the Code, the Company's net operating loss carryforwards and other tax attributes (collectively, the "Tax Benefits") are potentially subject to various limitations going forward. For the period ending December 31, 2020, the Company had not determined whether it would utilize Section 382(l)(5) of the Code, accordingly, the limitation was previously determined under Section 382(l)(6) of the Code. If the Company qualifies for Section 382(l)(5) of the Code, the use of Tax Benefits would not be limited as a result of the ownership change occurring on the bankruptcy.

[Table of Contents](#)

emergence. After additional consideration and review, the Company concluded it qualifies for and would utilize Section 382(l)(5) of the Code and filed its 2020 tax return accordingly. The determination to utilize IRC Section 382(l)(5) was made in October 2021 and relied on improving market conditions, increased levels of profitability, and probability of potential scenarios that were not present or changed subsequent to our 2020 year-end financial statements. Consequently, at year ended December 31, 2021, we reinstated the federal and state NOLs and built-in-losses that were reduced at year ended December 31, 2020, offset by a corresponding change in our valuation allowance.

The benefit of utilizing IRC Section 382(l)(5) is tempered by rules that potentially reduce the utility of Section 382(l)(5). If a second ownership change occurs within two years of an ownership change that qualifies under Section 382(l)(5), the Section 382 limitation with respect to the second ownership change is zero. If a second ownership change occurs prior to November 19, 2022, the NOL balance as of this date would be subject to a zero limitation and any built-in losses recognized within 60 months of the second ownership change would also be limited to zero.

At December 31, 2021, our gross federal net operating loss carryforwards were approximately \$1,923.1 million, of which \$1,489.5 million will expire on various dates between 2032 and 2036 with the remaining losses carried forward indefinitely. Our gross state net operating loss carryforwards were approximately \$698.5 million, of which \$633.1 million will expire at various dates between 2022-2041 with the remaining carried forward indefinitely.

At December 31, 2021 and 2020, we had no material liability for uncertain tax positions. We recognize interest and penalties related to UTBs on the income tax expense line in the accompanying consolidated statement of operations. FTS International, Inc. and its U.S. subsidiaries join in the filing of a U.S. federal consolidated income tax return. Our income tax returns are currently subject to examination in federal and state jurisdictions primarily for tax years from 2017 through 2020.

If the proposed acquisition by ProFrac is approved by shareholders on March 3, 2022, this will qualify as a second ownership change within two years of the ownership change that qualified under Section 382(l)(5). The NOLs presented in the Net Deferred Tax Asset table above will have no value and the Goodwill and Intangible deferred tax assets will be severely reduced. This may negatively affect our results of operations for future periods by requiring us to pay U.S. federal and state income taxes that we would not have been required to pay had the NOL carryforwards and intangible deductions existing at the second ownership change been available to us.

NOTE 15 — COMMITMENTS AND CONTINGENCIES

Purchase Obligations

At December 31, 2021, the Successor Company's future minimum purchase commitments is summarized below:

(In millions)	2022	2023	2024	2025	2026	Thereafter
Other purchase obligations	0.3	0.3	0.1	—	—	—
Total purchase obligations	\$ 0.3	\$ 0.3	\$ 0.1	\$ —	\$ —	\$ —

Litigation

In the ordinary course of business, we are subject to various legal proceedings and claims, some of which may not be covered by insurance. Some of these legal proceedings and claims are in early stages, and many of them seek an indeterminate amount of damages. We estimate and provide for potential losses that may arise out of

[Table of Contents](#)

legal proceedings and claims to the extent that such losses are probable and can be reasonably estimated. Significant judgment is required in making these estimates and our final liabilities may ultimately be materially different from these estimates. When preparing our estimates, we consider, among other factors, the progress of each legal proceeding and claim, our experience and the experience of others in similar legal proceedings and claims, and the opinions and views of legal counsel. Legal costs related to litigation contingencies are expensed as incurred.

With respect to the litigation matter below, if there is an adverse outcome individually or collectively, there could be a material adverse effect on the Company's consolidated financial position or results of operations. Litigation matters are subject to inherent uncertainties and management's view of these matters may change in the future. Therefore, there can be no assurance as to the ultimate outcome of litigation matters. Regardless of the outcome, any such litigation and claims can have an adverse impact on the Company because of defense and settlement costs, diversion of management resources and other factors.

Patterson v. FTS International Manufacturing, LLC and FTS International Services, LLC : On June 24, 2015, Joshua Patterson filed a lawsuit against the Company in the 115th Judicial District Court of Upshur County, Texas, alleging, among other things, that the Company was negligent with respect to an automobile accident in 2013. Mr. Patterson sought monetary relief of more than \$1 million. On July 19, 2018, a jury returned a verdict of approximately \$100 million, including punitive damages, against the Company. The trial court reduced the judgment on November 12, 2018, to approximately \$33 million. The Company's insurance carriers appealed and the Twelfth Court of Appeals reversed the verdict in its entirety on August 26, 2020, remanding the case for a new trial. The Company's insurance carriers are currently appealing one of the appellate findings with the Texas Supreme Court. No new trial date has been set. While the outcome of this case is uncertain, the Company has met its insurance deductible for this matter and we do not expect the ultimate resolution of this case to have a material adverse effect on our consolidated financial statements.

We believe that costs associated with other legal matters will not have a material adverse effect on our consolidated financial statements.

NOTE 16 — EARNINGS (LOSS) PER SHARE

The numerators and denominators of the basic and diluted earnings (loss) per share (“EPS”) computations for our common stock are calculated as follows:

	Successor		Predecessor	
	Year Ended December 31, 2021	Period from November 20, through December 31, 2020	Period from January 1, through November 19, 2020	Year Ended December 31, 2019
(In millions, except per share amounts)				
Numerator:				
Net loss	\$ (21.2)	\$ (13.4)	\$ (24.4)	\$ (72.9)
Net loss attributable to common stockholders used for basic and diluted EPS computation	\$ (21.2)	\$ (13.4)	\$ (24.4)	\$ (72.9)
Denominator:				
Weighted average shares used for basic EPS computation(1)	14,036	13,990	5,377	5,440
Effect of dilutive securities:				
Restricted stock units(2)	—	—	—	—
Dilutive potential common shares	—	—	—	—
Number of shares used for diluted EPS computation (in thousands)	14,036	13,990	5,377	5,440
Basic and diluted EPS	\$ (1.51)	\$ (0.96)	\$ (4.54)	\$ (13.40)

(1) The weighted average shares outstanding has been adjusted to give effect the 20 : 1 reverse stock split in May 2020.

(2) The dilutive effect of employee restricted stock units granted under our 2018 LTIP and 2020 LTIP was either immaterial or antidilutive for 2021, 2020 and 2019.

1,545,575 shares

ProFrac Holding Corp.

Class A common stock



Through and including _____, 2022 (the 25th day after the date of this prospectus), all dealers effecting transactions in these securities, whether or not participating in this offering, may be required to deliver a prospectus. This is in addition to a dealer's obligation to deliver a prospectus when acting as an underwriter and with respect to an unsold allotment or subscription.

Part II

Information not required in prospectus

Item 13. Other expenses of issuance and distribution

Set forth below are the expenses (other than underwriting discounts and the structuring fee) expected to be incurred in connection with the issuance and distribution of the securities registered hereby. With the exception of the SEC registration fee, the FINRA filing fee and Nasdaq listing fee, the amounts set forth below are estimates.

SEC registration fee	\$ 2,428.51
Printing and engraving expenses	*
Fees and expenses of legal counsel	*
Accounting fees and expenses	*
Transfer agent and registrar fees	*
Miscellaneous	*
Total	\$ *

* Estimated expenses not currently known.

Item 14. Indemnification of directors and officers

We are currently organized as a Delaware Corporation.

Our amended and restated certificate of incorporation provides that a director will not be liable to the corporation or its stockholders for monetary damages to the fullest extent permitted by the DGCL. In addition, if the DGCL is amended to authorize the further elimination or limitation of the liability of directors, then the liability of a director of the corporation, in addition to the limitation on personal liability provided for in our certificate of incorporation, will be limited to the fullest extent permitted by the amended DGCL. Our amended and restated certificate of incorporation also provides that, if the DGCL is amended to permit the limitation of liability of officers for monetary damages for breach of their fiduciary duty as officers, then, from and after the effective time of such amendment, to the fullest extent permitted by the DGCL, our officers shall not be liable for monetary damages for breach of their fiduciary duty as officers, except to the extent such exemption from liability or limitation thereof is not permitted under the DGCL. Our amended and restated certificate of incorporation provides that the corporation will indemnify, and advance expenses to, any officer or director to the fullest extent authorized by the DGCL.

Section 145 of the DGCL provides that a corporation may indemnify directors and officers as well as other employees and individuals against expenses, including attorneys' fees, judgments, fines and amounts paid in settlement in connection with specified actions, suits and proceedings whether civil, criminal, administrative, or investigative, other than a derivative action by or in the right of the corporation, if they acted in good faith and in a manner they reasonably believed to be in or not opposed to the best interests of the corporation and, with respect to any criminal action or proceeding, had no reasonable cause to believe their conduct was unlawful. A similar standard is applicable in the case of derivative actions, except that indemnification extends only to expenses, including attorneys' fees, incurred in connection with the defense or settlement of such action and the statute requires court approval before there can be any indemnification where the person seeking indemnification has been found liable to the corporation. The statute provides that it is not exclusive of other indemnification that may be granted by a corporation's certificate of incorporation, bylaws, disinterested director vote, stockholder vote, agreement or otherwise.

[Table of Contents](#)

Our amended and restated certificate of incorporation also contains indemnification rights for our directors and our officers. Specifically, our amended and restated certificate of incorporation provides that we shall indemnify our officers and directors to the fullest extent authorized by the DGCL. Further, we may maintain insurance on behalf of our officers and directors against expense, liability or loss asserted incurred by them in their capacities as officers and directors.

We have obtained directors' and officers' insurance to cover our directors, officers and some of our employees for certain liabilities.

We entered into written indemnification agreements with our directors and executive officers. Under these agreements, if an officer or director makes a claim of indemnification to us, either a majority of the independent directors or independent legal counsel selected by the independent directors must review the relevant facts and make a determination whether the officer or director has met the standards of conduct under Delaware law that would permit (under Delaware law) and require (under the indemnification agreement) us to indemnify the officer or director.

Item 15. Recent sales of unregistered securities

In connection with our incorporation on August 17, 2021 under the laws of the State of Delaware, we issued 1,000 shares of our common stock to ProFrac LLC for an aggregate purchase price of \$10.00. These securities were offered and sold by us in reliance upon the exemption from the registration requirements provided by Section 4(a)(2) of the Securities Act in a transaction by an issuer not involving any public offering. These shares were redeemed for nominal value in connection with our reorganization described in "Summary—Initial Public Offering and Corporate Reorganization."

Further, pursuant to the terms of certain reorganization transactions that were completed prior to the closing of this offering, as described in further detail under "Summary—Initial Public Offering and Corporate Reorganization," we issued shares of Class B common stock to the ProFrac LLC Unit Holders. We believe that each such issuance will be exempt from registration requirements pursuant to Section 4(a)(2) of the Securities Act.

On May 12, 2022, in connection with the IPO, the Company entered into a Master Reorganization Agreement with, among others, ProFrac LLC. Subject to the terms and conditions set forth in the Master Reorganization Agreement, the parties thereto agreed to effect a series of restructuring transactions in connection with the IPO, as a result of which (a) ProFrac LLC's limited liability company agreement was amended and restated to, among other things, provide for a single class of ProFrac LLC Units; the Company's certificate of incorporation and bylaws were amended and restated; and all of the existing membership interests in ProFrac LLC held by the existing owners of ProFrac LLC were exchanged for ProFrac LLC Units, (b) each ProFrac LLC Unit Holder received a number of shares of Class B common stock equal to the number of ProFrac LLC Units held by such ProFrac LLC Unit Holder following the IPO, and (c) ProFrac Holding Corp. used a portion of the proceeds of this offering to purchase the THRC FTSI Related Equity from THRC Holdings and contributed the remaining net proceeds of the IPO to ProFrac LLC in exchange for a number of ProFrac LLC Units such that ProFrac Holding Corp. holds a total number of ProFrac LLC Units equal to the number of shares of Class A Common Stock outstanding following the IPO. The foregoing transactions were undertaken in reliance on an exemption from the registration requirements of the Securities Act of 1933, as amended, pursuant to Section 4(a)(2) thereof. For additional information, see "Summary—Initial Public Offering and Corporate Reorganization."

On May 12, 2022, in accordance with the terms of the Munger Right Agreement and West Munger Registration Rights Agreement, the Company issued 2,114,273 shares of Class A common stock to the West Munger Sellers. In July, 2022, 2,954 shares of Class A common stock were issued to the West Munger Sellers as a true-up. The foregoing transactions were undertaken in reliance on an exemption from the registration requirements of

[Table of Contents](#)

the Securities Act of 1933, as amended, pursuant to Section 4(a)(2) thereof. For additional information, see “Summary—West Munger Acquisition.”

Item 16. Exhibits

(a) Exhibits

The following documents are filed as exhibits to this registration statement:

Exhibit number	Description
2.1#	Agreement and Plan of Merger, dated as of October 21, 2021, by and between FTS International, Inc. (“FTSI”), ProFrac Holdings, LLC and ProFrac Acquisitions, Inc. (incorporated by reference to Exhibit 2.1 to the Registrant’s Form S-1 Registration Statement (File No. 333-261255), originally filed with the Commission on November 19, 2021)
2.2#	Agreement and Plan of Merger, dated as of June 21, 2022, by and among U.S. Well Services, Inc., ProFrac Holding Corp. and Thunderclap Merger Sub I, Inc. (incorporated by reference to Exhibit 2.1 to the Registrant’s Current Report on Form 8-K, File No. 001-41388, filed with the Commission on June 24, 2022)
3.1#	Certificate of Incorporation of ProFrac Holding Corp. (incorporated by reference to Exhibit 3.1 to the Registrant’s Form S-1 Registration Statement, File No. 333-261255, originally filed with the Commission on November 19, 2021)
3.2#	Amended and Restated Certificate of Incorporation of ProFrac Holding Corp. (incorporated by reference to Exhibit 3.1 to the Registrant’s Current Report on Form 8-K, File No. 001-41388, filed with the Commission on May 18, 2022)
3.3#	Bylaws of ProFrac Holding Corp. (incorporated by reference to Exhibit 3.3 to the Registrant’s Form S-1 Registration Statement, File No. 333-261255, originally filed with the Commission on November 19, 2021)
3.4#	Amended and Restated Bylaws of ProFrac Holding Corp. (incorporated by reference to Exhibit 3.2 to the Registrant’s Current Report on Form 8-K, File No. 001-41388, filed with the Commission on May 18, 2022)
4.1#	Form of Class A Common Stock Certificate (incorporated by reference to Exhibit 4.1 to the amendment to the Registrant’s Form S-1 Registration Statement, File No. 333-261255, originally filed with the Commission on November 19, 2021)
4.2#	Registration Rights Agreement (incorporated by reference to Exhibit 4.1 to the Registrant’s Current Report on Form 8-K, File No. 001-41388, filed with the Commission on May 18, 2022)
4.3#	Stockholders’ Agreement (incorporated by reference to Exhibit 4.3 to the Registrant’s Current Report on Form 8-K, File No. 001-41388, filed with the Commission on May 18, 2022)
4.4#	Master Reorganization Agreement (incorporated by reference to Exhibit 2.1 to the Registrant’s Current Report on Form 8-K, File No. 001-41388, filed with the Commission on May 18, 2022)
4.5#	Right Agreement, dated as of December 20, 2021, by and among ProFrac Holdings, LLC and Eagleton Ventures, Inc. (incorporated by reference to Exhibit 4.5 to the amendment to the Registrant’s Form S-1 Registration Statement, File No. 333-261255, originally filed with the Commission on November 19, 2021)
4.6#	Form of West Munger Registration Rights Agreement (incorporated by reference to Exhibit 4.6 to the amendment to the Registrant’s Form S-1 Registration Statement, File No. 333-261255, originally filed with the Commission on November 19, 2021)

Table of Contents

Exhibit number	Description
5.1	<u>Opinion of Vinson & Elkins L.L.P. as to the legality of the securities being registered</u>
10.1†#	<u>ProFrac Holding Corp. 2022 Long Term Incentive Plan (incorporated by reference to Exhibit 10.2 to the Registrant's Current Report on Form 8-K, File No. 001-41388, filed with the Commission on May 18, 2022)</u>
10.2#	<u>Tax Receivable Agreement (incorporated by reference to Exhibit 10.1 to the Registrant's Current Report on Form 8-K, File No. 001-41388, filed with the Commission on May 18, 2022)</u>
10.3#	<u>Third Amended and Restated Limited Liability Company Agreement of ProFrac Holdings, LLC (incorporated by reference to Exhibit 4.2 to the Registrant's Current Report on Form 8-K, File No. 001-41388, filed with the Commission on May 18, 2022)</u>
10.4#	<u>Indemnification Agreement (Johnathan Ladd Wilks) (incorporated by reference to Exhibit 10.4 to the Registrant's Current Report on Form 8-K, File No. 001-41388, filed with the Commission on May 18, 2022)</u>
10.5#	<u>Indemnification Agreement (Matthew D. Wilks) (incorporated by reference to Exhibit 10.5 to the Registrant's Current Report on Form 8-K, File No. 001-41388, filed with the Commission on May 18, 2022)</u>
10.6#	<u>Indemnification Agreement (James Coy Randle, Jr.) (incorporated by reference to Exhibit 10.6 to the Registrant's Current Report on Form 8-K, File No. 001-41388, filed with the Commission on May 18, 2022)</u>
10.7#	<u>Indemnification Agreement (Lance Turner) (incorporated by reference to Exhibit 10.7 to the Registrant's Current Report on Form 8-K, File No. 001-41388, filed with the Commission on May 18, 2022)</u>
10.8#	<u>Indemnification Agreement (Robert Willette) (incorporated by reference to Exhibit 10.8 to the Registrant's Current Report on Form 8-K, File No. 001-41388, filed with the Commission on May 18, 2022)</u>
10.9#	<u>Indemnification Agreement (Sergei Krylov) (incorporated by reference to Exhibit 10.9 to the Registrant's Current Report on Form 8-K, File No. 001-41388, filed with the Commission on May 18, 2022)</u>
10.10#	<u>Indemnification Agreement (Theresa Glebocki) (incorporated by reference to Exhibit 10.10 to the Registrant's Current Report on Form 8-K, File No. 001-41388, filed with the Commission on May 18, 2022)</u>
10.11#	<u>Indemnification Agreement (Stacy Nieuwoudt) (incorporated by reference to Exhibit 10.11 to the Registrant's Current Report on Form 8-K, File No. 001-41388, filed with the Commission on May 18, 2022)</u>
10.12#	<u>Indemnification Agreement (Gerald Haddock) (incorporated by reference to Exhibit 10.12 to the Registrant's Current Report on Form 8-K, File No. 001-41388, filed with the Commission on May 18, 2022)</u>
10.13#	<u>Shared Services Agreement (incorporated by reference to Exhibit 10.3 to the Registrant's Current Report on Form 8-K, File No. 001-41388, filed with the Commission on May 18, 2022)</u>
10.14#	<u>Purchase and Sale Agreement, dated as of February 18, 2022, by and between ProFrac Holdings, LLC and Wilks Development, LLC (incorporated by reference to Exhibit 10.6 to the amendment to the Registrant's Form S-1 Registration Statement, File No. 333-261255, originally filed with the Commission on November 19, 2021)</u>

Table of Contents

Exhibit number	Description
10.15#	<u>Patent License Agreement, effective as of June 29, 2021, between U.S. Well Services, LLC and ProFrac Manufacturing, LLC (incorporated by reference to Exhibit 10.6 to the Registrant's Form S-1 Registration Statement, File No. 333-261255, originally filed with the Commission on November 19, 2021)</u>
10.16#	<u>Term Loan Credit Agreement among ProFrac Holdings, LLC, as holdings, ProFrac Holdings II, LLC, as the borrower, the several lenders from time to time party thereto and Piper Sandler Finance LLC, as the agent and the collateral agent, dated as of March 4, 2022 (incorporated by reference to Exhibit 10.8 to the amendment to the Registrant's Form S-1 Registration Statement, File No. 333-261255, originally filed with the Commission on November 19, 2021)</u>
10.17#	<u>Loan Agreement among First Financial Bank, N.A., ProFrac Holdings II, LLC, as borrower, and ProFrac Services, LLC, ProFrac Holdings, LLC and ProFrac Manufacturing, LLC, as guarantors, dated as of December 22, 2021 (incorporated by reference to Exhibit 10.9 to the amendment to the Registrant's Form S-1 Registration Statement, File No. 333-261255, originally filed with the Commission on November 19, 2021)</u>
10.18#	<u>Credit Agreement among ProFrac Holdings, LLC, as holdings, ProFrac Holdings II, LLC, as the borrower, the several lenders from time to time party thereto and JPMorgan Chase Bank N.A., as the agent and the collateral agent, dated as of March 4, 2022 (incorporated by reference to Exhibit 10.10 to the amendment to the Registrant's Form S-1 Registration Statement, File No. 333-261255, originally filed with the Commission on November 19, 2021)</u>
10.19#	<u>Subordinated Promissory Note among ProFrac Holdings II, LLC, as payor, and Equify Financial LLC, as payee, dated as of March 4, 2022 (incorporated by reference to Exhibit 10.11 to the amendment to the Registrant's Form S-1 Registration Statement, File No. 333-261255, originally filed with the Commission on November 19, 2021)</u>
10.20#	<u>Subordinated Promissory Note among ProFrac Holdings, LLC, as payor, and THRC Holdings, LP, as payee, dated as of March 4, 2022 (incorporated by reference to Exhibit 10.12 to the amendment to the Registrant's Form S-1 Registration Statement, File No. 333-261255, originally filed with the Commission on November 19, 2021)</u>
10.21#	<u>Subordinated Promissory Note among ProFrac Holdings, LLC, as payor, and THRC Holdings, LP, as payee, dated as of March 4, 2022 (incorporated by reference to Exhibit 10.13 to the amendment to the Registrant's Form S-1 Registration Statement, File No. 333-261255, originally filed with the Commission on November 19, 2021)</u>
10.22#	<u>Securities Purchase Agreement dated February 16, 2022 by and between Flotek Industries, Inc. and ProFrac Holdings, LLC (incorporated by reference to Exhibit 10.14 to the amendment to the Registrant's Form S-1 Registration Statement, File No. 333-261255, originally filed with the Commission on November 19, 2021)</u>
10.23†#	<u>Employment Agreement, effective as of May 22, 2018, between ProFrac Services, LLC and James Coy Randle (incorporated by reference to Exhibit 10.15 to the amendment to the Registrant's Form S-1 Registration Statement, File No. 333-261255, originally filed with the Commission on November 19, 2021)</u>
10.24†#	<u>Form of Restricted Stock Unit Agreement (incorporated by reference to Exhibit 10.16 to the amendment to the Registrant's Form S-1 Registration Statement, File No. 333-261255, originally filed with the Commission on November 19, 2021)</u>
10.25†#	<u>Form of Restricted Stock Unit Agreement (Directors) (incorporated by reference to Exhibit 4.5 to the Registrant's Form S-8 Registration Statement, File No. 333-261255, originally filed with the Commission on May 24, 2022)</u>

Table of Contents

Exhibit number	Description
10.26#	Chemical Products Supply Agreement between Flotek Chemistry, LLC and ProFrac Services, LLC dated February 2, 2022 (incorporated by reference to Exhibit 10.2 to the Registrant's Current Report on Form 8-K, File No. 001-41388, filed with the Commission on May 23, 2022)
10.27#	Amendment No. 1 to Chemical Products Supply Agreement between Flotek Chemistry, LLC and ProFrac Services, LLC dated May 17, 2022 (incorporated by reference to Exhibit 10.1 to the Registrant's Current Report on Form 8-K, File No. 001-41388, filed with the Commission on May 23, 2022)
10.28#	Securities Purchase Agreement dated June 17, 2022 by and between Flotek Industries, Inc. and ProFrac Holdings II, LLC (incorporated by reference to Exhibit 10.1 to Flotek Industries, Inc.'s Current Report on Form 8-K, File No. 001-13270, filed with the Commission on June 23, 2022)
10.29#	Form of Voting Agreement, by and among ProFrac Holding Corp. and the stockholders of U.S. Well Services, Inc. party thereto (incorporated by reference to Exhibit 10.1 to the Registrant's Current Report on Form 8-K, File No. 001-41388, filed with the Commission on June 24, 2022)
10.30#	Form of Warrant Purchase Agreement, by and among ProFrac Holding Corp. and the holders of warrants of U.S. Well Services, Inc. party thereto (incorporated by reference to Exhibit 10.2 to the Registrant's Current Report on Form 8-K, File No. 001-41388, filed with the Commission on June 24, 2022)
21.1#	List of Subsidiaries of ProFrac Holding Corp. (incorporated by reference to Exhibit 21.1 to the amendment to the Registrant's Form S-1 Registration Statement, File No. 333-261255, originally filed with the Commission on November 19, 2021)
23.1	Consent of Grant Thornton LLP
23.2	Consent of Grant Thornton LLP
23.3	Consent of Grant Thornton LLP
23.4	Consent of Vinson & Elkins L.L.P. (included in Exhibit 5.1)
23.5	Consent of John T. Boyd Company
24.1	Power of Attorney (included on the signature page of this Registration Statement)
99.1#	Summary Reserve Report of John T. Boyd Company (incorporated by reference to Exhibit 99.1 to the Registrant's Form S-1 Registration Statement, File No. 333-261255, originally filed with the Commission on November 19, 2021)
99.2#	Addendum to Summary Reserve Report of John T. Boyd Company (incorporated by reference to Exhibit 99.2 to the amendment to the Registrant's Form S-1 Registration Statement, File No. 333-261255, originally filed with the Commission on November 19, 2021)
101.INS	Inline XBRL Instance Document - the instance document does not appear in the Interactive Data File because XBRL tags are embedded within the Inline XBRL document.
101.SCH	Inline XBRL Taxonomy Extension Schema Document
101.CAL	Inline XBRL Taxonomy Extension Calculation Linkbase Document
101.DEF	Inline XBRL Taxonomy Extension Definition Linkbase Document
101.LAB	Inline XBRL Taxonomy Extension Label Linkbase Document
101.PRE	Inline XBRL Taxonomy Extension Presentation Linkbase Document
104	Cover Page Interactive Data File (embedded within the Inline XBRL document)
107	Filing Fee Table

† Indicates a management contract or compensatory plan or arrangement.

Previously filed.

(b) Financial Statement Schedules

See the index to the financial statements included on page F-1 for a list of the financial statements included in this registration statement.

Item 17. Undertakings

Insofar as indemnification for liabilities arising under the Securities Act may be permitted to directors, officers and controlling persons of the registrant pursuant to the foregoing provisions, or otherwise, the registrant has been advised that in the opinion of the Securities and Exchange Commission such indemnification is against public policy as expressed in the Securities Act and is, therefore, unenforceable. In the event that a claim for indemnification against such liabilities (other than the payment by the registrant of expenses incurred or paid by a director, officer or controlling person of the registrant in the successful defense of any action, suit or proceeding) is asserted by such director, officer or controlling person in connection with the securities being registered, the registrant will, unless in the opinion of its counsel the matter has been settled by controlling precedent, submit to a court of appropriate jurisdiction the question whether such indemnification by it is against public policy as expressed in the Securities Act and will be governed by the final adjudication of such issue.

The undersigned registrant hereby undertakes that,

(1) For purposes of determining any liability under the Securities Act, the information omitted from the form of prospectus filed as part of this registration statement in reliance upon Rule 430A and contained in a form of prospectus filed by the registrant pursuant to Rule 424(b)(1) or (4) or 497(h) under the Securities Act shall be deemed to be part of this registration statement as of the time it was declared effective.

(2) For the purpose of determining any liability under the Securities Act, each post-effective amendment that contains a form of prospectus shall be deemed to be a new registration statement relating to the securities offered therein, and the offering of such securities at that time shall be deemed to be the initial bona fide offering thereof.

(3) That, for the purpose of determining liability under the Securities Act of 1933 to any purchaser, each prospectus filed pursuant to Rule 424(b) as part of a registration statement relating to an offering, other than registration statements relying on Rule 430B or other than prospectuses filed in reliance on Rule 430A, shall be deemed to be part of and included in the registration statement as of the date it is first used after effectiveness. Provided, however, that no statement made in a registration statement or prospectus that is part of the registration statement or made in a document incorporated or deemed incorporated by reference into the registration statement or prospectus that is part of the registration statement will, as to a purchaser with a time of contract of sale prior to such first use, supersede or modify any statement that was made in the registration statement or prospectus that was part of the registration statement or made in any such document immediately prior to such date of first use.

(4) That, for the purpose of determining liability of the registrant under the Securities Act of 1933 to any purchaser in the initial distribution of the securities, the undersigned registrant undertakes that in a primary offering of securities of the undersigned registrant pursuant to this registration statement, regardless of the underwriting method used to sell the securities to the purchaser, if the securities are offered or sold to such purchaser by means of any of the following communications, the undersigned registrant will be a seller to the purchaser and will be considered to offer or sell such securities to such purchaser:

(a) Any preliminary prospectus or prospectus of the undersigned registrant relating to the offering required to be filed pursuant to Rule 424;

[Table of Contents](#)

- (b) Any free writing prospectus relating to the offering prepared by or on behalf of the undersigned registrant or used or referred to by the undersigned registrant;
- (c) The portion of any other free writing prospectus relating to the offering containing material information about the undersigned registrant or its securities provided by or on behalf of the undersigned registrant; and
- (d) Any other communication that is an offer in the offering made by the undersigned registrant to the purchaser.

Signatures

Pursuant to the requirements of the Securities Act of 1933, as amended, the registrant has duly caused this Registration Statement to be signed on its behalf by the undersigned, thereunto duly authorized, in the City of Willow Park, State of Texas, on August 2, 2022

ProFrac Holding Corp.

By: /s/ Matthew D. Wilks

Name: Matthew D. Wilks

Title: Executive Chairman and Director

Each person whose signature appears below appoints Matthew D. Wilks and Lance Turner, and each of them, any of whom may act without the joinder of the other, as his true and lawful attorneys-in-fact and agents, with full power of substitution and re-substitution, for him and in his name, place and stead, in any and all capacities, to sign any and all amendments (including post-effective amendments) to this Registration Statement and any Registration Statement (including any amendment thereto) for this offering that is to be effective upon filing pursuant to Rule 462(b) under the Securities Act of 1933, as amended, and to file the same, with all exhibits thereto, and all other documents in connection therewith, with the Securities and Exchange Commission, granting unto said attorneys-in-fact and agents, and each of them, full power and authority to do and perform each and every act and thing requisite and necessary to be done in connection therewith, as fully to all intents and purposes as he might or could do in person, hereby ratifying and confirming all that said attorneys-in-fact and agents, or any of them, or their or his substitute and substitutes, may lawfully do or cause to be done by virtue hereof.

Pursuant to the requirements of the Securities Act of 1933, as amended, this Registration Statement has been signed by the following persons in the capacities indicated on August 2, 2022.

<u>Signature</u>	<u>Title</u>
<u>/s/ Matthew D. Wilks</u> Matthew D. Wilks	Executive Chairman and Director (Principal Executive Officer)
<u>/s/ Lance Turner</u> Lance Turner	Chief Financial Officer (Principal Financial Officer and Principal Accounting Officer)
<u>/s/ Ladd Wilks</u> Ladd Wilks	Chief Executive Officer
<u>/s/ Sergei Krylov</u> Sergei Krylov	Director
<u>/s/ Terry Glebocki</u> Terry Glebocki	Director
<u>/s/ Stacy Nieuwoudt</u> Stacy Nieuwoudt	Director
<u>/s/ Gerald Haddock</u> Gerald Haddock	Director



August 2, 2022

ProFrac Holding Corp.
333 Shops Boulevard, Suite 301
Willow Park, Texas 76087

Re: Registration Statement on Form S-1

Ladies and Gentlemen:

We have acted as counsel for ProFrac Holding Corp., a Delaware corporation (the "**Company**"), in connection with the preparation of the Registration Statement on Form S-1 (as amended, the "**Registration Statement**") filed on or about the date hereof with the Securities and Exchange Commission relating to the registration by the Company under the Securities Act of 1933, as amended (the "**Securities Act**"), of the offer and sale from time to time, in each case, by one or more selling stockholders named in the Registration Statement, of up to 1,545,575 shares of Class A common stock, par value \$0.01 per share, of the Company (the "**Shares**").

In connection with the opinions expressed herein, we have examined, among other things, (i) the Amended and Restated Certificate of Incorporation of the Company, the Amended and Restated Bylaws of the Company, and the Third Amended and Restated Limited Liability Company Agreement of ProFrac Holdings, LLC, (ii) the records of corporate proceedings that have occurred prior to the date hereof with respect to the Registration Statement and (iii) the Registration Statement. We have also reviewed such questions of law as we have deemed necessary or appropriate. As to matters of fact relevant to the opinion expressed herein, and as to factual matters arising in connection with our examination of corporate documents, records and other documents and writings, we relied upon certificates and other communications of corporate officers of the Company, without further investigation as to the facts set forth therein. In making such examination and rendering the opinion set forth below, we have assumed without verification the genuineness of all signatures, the authenticity of all documents submitted to us as originals, the conformity to originals of all documents submitted to us as copies, the legal capacity of all individuals executing any of the foregoing documents, that the Registration Statement and any subsequent amendments (including post-effective amendments) will be effective and comply with all applicable laws, and all Shares will be sold in compliance with applicable federal and state securities laws and in the manner specified in the Registration Statement and the applicable prospectus relating thereto.

Based upon the foregoing, and subject to the qualifications and limitations stated herein, we are of the opinion that, the Shares have been duly authorized and are validly issued, fully paid and nonassessable.

The foregoing opinions are limited in all respects to the General Corporation Law of the State of Delaware (including the applicable provisions of the Delaware Constitution and the reported judicial decisions interpreting these laws) and the federal laws of the United States of America, and we do not express any opinions as to the laws of any other jurisdiction. This opinion is being furnished in connection with the requirements of Item 601(b)(5) of Regulation S-K under the Securities Act, and the foregoing opinions are limited to the matters expressly stated herein, and no opinion is to be inferred or implied beyond the opinions expressly set forth herein. We undertake no, and hereby disclaim any, obligation to make any inquiry after the date hereof or to advise you of any changes in any matter set forth herein, whether based on a change in the law, a change in any fact relating to the Company or any other person or any other circumstance.

We hereby consent to the statements with respect to us under the heading "Legal Matters" in the prospectus forming a part of the Registration Statement and to the filing of this opinion as an exhibit to the Registration Statement. In giving this consent, we do not admit that we are within the category of persons whose consent is required under Section 7 of the Securities Act, and the rules and regulations thereunder.

Very truly yours,
/s/ Vinson & Elkins LLP

Vinson & Elkins LLP Attorneys at Law
Austin Dallas Dubai Houston London Los Angeles New York
Richmond Riyadh San Francisco Tokyo Washington

845 Texas Avenue, Suite 4700
Houston, TX 77002-6760
Tel +1.713.758.2222 Fax +1.713.758.2346 velaw.com

CONSENT OF INDEPENDENT REGISTERED PUBLIC ACCOUNTING FIRM

We have issued our report dated March 31, 2022, with respect to the consolidated financial statements of ProFrac Holdings, LLC contained in the Registration Statement and Prospectus. We consent to the use of the aforementioned report in the Registration Statement and Prospectus, and to the use of our name as it appears under the caption "Experts."

/s/ GRANT THORNTON LLP

Dallas, Texas
August 2, 2022

CONSENT OF INDEPENDENT REGISTERED PUBLIC ACCOUNTING FIRM

We have issued our report dated March 31, 2022, with respect to the financial statements of ProFrac Holding Corp. contained in this Registration Statement and Prospectus. We consent to the use of the aforementioned report in the Registration Statement and Prospectus, and to the use of our name as it appears under the caption "Experts."

/s/ GRANT THORNTON LLP

Dallas, Texas
August 2, 2022

CONSENT OF INDEPENDENT REGISTERED PUBLIC ACCOUNTING FIRM

We have issued our report dated March 2, 2022, with respect to the consolidated financial statements of FTS International, Inc. contained in the Registration Statement and Prospectus of ProFrac Holding Corp. We consent to the use of the aforementioned report in the Registration Statement and Prospectus, and to the use of our name as it appears under the caption "Experts."

/s/ GRANT THORNTON LLP

Dallas, Texas
August 2, 2022

CONSENT TO BE NAMED IN REGISTRATION STATEMENT

August 2, 2022

Ladies and Gentlemen,

The undersigned hereby consents to the references to our firm in the form and context in which they appear in this Registration Statement on Form S-1 of ProFrac Holding Corp. and the related prospectus that is a part thereof (the "Registration Statement"). We hereby further consent to (i) the use in such Registration Statement of information contained in our reports setting forth the estimates of reserves of ProFrac Holding Corp. as of December 31, 2021 and (ii) the reference to us under the heading "Experts" in such Registration Statement.

Respectfully submitted,
JOHN T. BOYD COMPANY

By: /s/ Ronald L. Lewis
Name: Ronald L. Lewis
Title: Managing Director & COO

Calculation of Filing Fee Tables

Form S-1

ProFrac Holding Corp.

Table 1: Newly Registered and Carry Forward Securities

	Security Type	Security Class Title	Fee Calculation or Carry Forward Rule	Amount Registered	Proposed Maximum Offering Price Per Unit(1)	Maximum Aggregate Offering Price(1)	Fee Rate	Amount of Registration Fee
Newly Registered Securities								
Fees to Be Paid	Equity	Class A common stock, par value \$0.01 per share	457(c)	1,545,575	\$16.95	\$26,197,496.25	0.0000927	\$2,428.51
Fees Previously Paid	—	—	—	—	—	—	—	—
	Total Offering Amounts					\$26,197,496.25		\$2,428.51
	Total Fees Previously Paid							—
	Total Fee Offsets							—
	Net Fee Due							\$2,428.51

(1) Estimated solely for the purpose of calculating the registration fee pursuant to Rule 457(c) under the Securities Act of 1933, as amended (the "Securities Act"). The offering price per share and aggregate offering price are based upon the average of the high and low prices per share of Common Stock as reported on the Nasdaq Global Select Market on July 26, 2022, a date within five business days prior to the filing of this registration statement.